



AGENDA

Ordinary Meeting of Council

9:30am Wednesday 25 November 2020

VENUE:
Council Chambers
Yarriambiack Shire Council
34 Lyle Street, Warracknabeal Vic 3393

Next Meeting -
Wednesday 9 December 2020
Copies of the Yarriambiack Shire Council's Agendas and Minutes
can be obtained online at www.yarriambiack.vic.gov.au

AGENDA	Ordinary Meeting of Council	
Issue Date: 9 December 2020		Page 1/ 27

OUR VISION:

In consultation with our community, Yarriambiack Shire Council aims to provide a viable, sustainable and vibrant future.

OUR VALUES:

Customer Service

- treat our customers with courtesy and respect
- lead and develop leadership within our community
- constantly strive to improve our services
- forge closer relationships with customers
- investigate matters thoroughly and objectively and keep our customers informed, in plain language, about the process and outcome
- treat people fairly, with respect and have proper regard for their rights
- make decisions lawfully, fairly, impartially and in the public interest
- we are honest, trustworthy, reliable, transparent and accountable in our dealings
- we are careful, conscientious and diligent
- use public resources economically and efficiently
- actively pursue positive outcomes for the community

CONTINUOUS IMPROVEMENT:

Continuous Improvement We drive continuous and sustainable improvement in service provision, operational efficiency and stakeholder relations to create a leading organisation.

Contents

1. WELCOME.....	4
2. ACKNOWLEDGEMENT & PRAYER.....	4
3. PRESENT	4
4. APOLOGIES OR REQUEST FOR LEAVE OF ABSENCE.....	4
5. CONFIRMATION OF MINUTES.....	5
5.1 Minutes of the Ordinary Council Meeting of 21 October 2020	5
6. DECLARATION OF CONFLICT OF INTEREST	7
7. BUSINESS ARISING	8
7.1 Ongoing and Pending Action List	8
8. PETITIONS	8
9. CORRESPONDENCE.....	9
9.1 Municipal Emergency Management Planning	9
10. SPECIAL COMMITTEES	10
10.1 Audit and Risk Committee Meeting December 2020 – Tammy Smith	10
11. ACTIVITY REPORTS.....	12
11.1 Chief Executive Officer Report - Prepared by Jessie Holmes.....	12
12. REPORTS FOR DECISION.....	13
Appointment of an Acting Chief Executive Officer	13
Director Business Strategy and Performance - Tammy Smith.....	15
12.1 Finance Report - October - prepared by Anita McFarlane.....	15
12.2 Revenue Report - November - Prepared by Chantelle Pitt.....	16
12.3 Adoption of Annual Report 2019/2020 – Prepared by Anita McFarlane	17
Director of Assets and Operations - Mick Evans.....	19
12.4 Capital Works Program 2019/2020 (November) - Prepared by Joel Turner	19
12.5 Permits issued by Assets and Operations Department - October 2020	20
12.6 Municipal Emergency Management Planning Committee.....	21
Director community Development and Wellbeing - Gavin Blinman	24
12.7 Permits issued by Community Development and Wellbeing Department - October 2020.....	24
12.8 Appointment of Community Asset committees of Council	25
13. OTHER BUSINESS.....	27
14. Closed Session	27
14.1 Wimmera Mallee Waste Variation	27
14.2 Hopetoun Powerhouse	27
15. Next Meeting.....	27

1. WELCOME

2. ACKNOWLEDGEMENT & PRAYER

Cr G Massey opened the meeting at 9:30am by acknowledging the Indigenous Community and offering the opening prayer.

Acknowledging Traditional Owners

'I would like to acknowledge that this meeting is being held on the traditional lands of the Wotjobaluk, Jaadwa, Jadawadjali, Wergaia and Jupagulk people, and I pay respects to their Elders, both past, present and emerging'

Prayer

Almighty God, without whom no Council can stand nor anything prosper we ask that you be present and guide us in our deliberations today. We pray that we will be fair in our judgements and wise in our actions and that decisions will be made with goodwill and a clear conscience for the betterment and welfare of the people of Yarriambiack Shire.

Amen

3. PRESENT

4. APOLOGIES OR REQUEST FOR LEAVE OF ABSENCE

Nil

5. CONFIRMATION OF MINUTES

5.1 Minutes of the Ordinary Council Meeting of 21 October 2020

The following items were considered at the ordinary Council Meeting held on Wednesday 21 October 2020

Recommendation:

That the minutes of the Ordinary Meeting of Council held on Wednesday 21 October 2020, as circulated, be taken as read and confirmed.

12.1 Finance Report September – Anita McFarlane

Recommendation:

That the Finance Report as at September 2020 be received.

Carried

12.2 Revenue Report October – Chantelle Pitt

Recommendation:

That the Revenue Report as at October 2020 be received.

Carried

12.3 Capital Works Program 2019/2020 (August)

Recommendation:

That the Capital Works Report as at October 2020 be received.

Carried

12.4 Permits issued by Council – September 2020

Recommendation:

That Council note the permits issued by Council between 1 September 2020 and 31 September 2020.

Carried

12.5 Annual Report and Performance Statement for the year ended 30 June 2020 – Anita McFarlane

Recommendation:

That Council:

1. Approves "in principle" the draft Annual Financial Report (attachment 1) for the year ended 30 June 2020, and the draft Performance Statement (attachment 2); and
2. Nominates Councillor Kylie Zanker and Councillor Jean Wise to be authorised to sign the Financial Statement and Performance Statement in their final form after any changes recommended, or agreed to, by auditor have been made.

Carried

12.6 Local government Inspectorate Quarterly Update October – Jessie Holmes

Recommendation:

That Council:

1. Note the October quarterly update on the adopted Local Government Inspectorate Action Plan and make them available to the public
2. That Council provide a copy to the Local Government Inspectorate Office, external and internal auditors

Carried

12.7 Draft Asset Lifecycle Policy – Tammy Smith

Recommendation:

That Council:

- a) Adopts the Asset Lifecycle Policy as attached with an effective date of 21 October 2020.
- b) Approve the review and adoption of changes to Appendix A of the Policy; be undertaken by the Chief Executive Officer.
- c) Rescind the Asset Recognition Policy adopted on 10 June 2009; as the asset recognition requirements are included in the Asset Lifecycle Policy.

Carried

12.8 Non-Financial Performance Reporting – Tammy Smith

Recommendation:

That Council accept the non-financial performance report as attached.

Carried

12.9 Gender Equality Policy and Guidelines – Bernardine Schilling

Recommendation:

That Council adopt the proposed Gender Equality Policy & Guidelines.

Carried

12.10 Authorisation / Delegation for Helena Health Inspector – Tim Rose

Recommendation:

That Council:

- Authorises and appoints, Ms Helene Wortley, as an EHO for the purposes of
 - *the Public Health & Wellbeing Act 2008.*
- Authorises and appoints, Helene Wortley, as an Authorised Officer for the purposes of
 - *the Food Act 1984*
 - *the Environment Protection Act 1970*
 - *the Local Government Act 1989*
 - *the Local Government Act 2020*
 - *the Tobacco Act 1987*
 - *Part 14 of the Residential Tenancies Act 1997*

Carried

12.11 Application to Licence Government road west of Crown Allotments 5, 6, 7 Section 13, Parish of Beulah & Galaquil – Adam Moar

Recommendation:

That Council:

Provides notice to the Department of Environment, Land, Water and Planning that the road reserve described as West of Crown Allotments 5, 6, & 7 Section 13 Parish Beulah & Galaquil is not required for public traffic and is therefore an unused road in accordance with Section 400 of the *Land Act 1958*.

Carried

6. DECLARATION OF CONFLICT OF INTEREST

Pursuant to Division 2 – Conflict of Interest, of the *Local Government Act 2020* general and material conflict of interest must be declared prior to debate on specific items within the agenda; or in writing to the Chief Executive Officer before the meeting.

A Councillor who has declared a conflict of interest in respect of a matter must;

- a) Disclose the conflict of interest in the manner required by the Yarriambiack Shire Council Governance Rules
- b) Exclude themselves from the decision making process in relation to that matter, including any discussion or votes on the matter at any Council meeting or delegated committee, and any action in relation to the matter

General conflict of interest is if a relevant person has an interest in a matter if an impartial, fair-minded person would consider that the person's private interests could result in that person acting in a manner that is contrary to their public duty

- a) *Private interests* means any direct or indirect interest of a relevant person that does not derive from their public duty and does not include an interest that is only a matter of personal opinion or belief.
- b) *Public duty* means the responsibilities and obligations that a relevant person has to members of the public in their role as a relevant person.

Material conflict of interest is if a relevant person has an interest in respect of a matter if an affected person would gain a benefit or suffer a loss depending on the outcome of the matter

- a) The benefit or loss incurred may be directly or indirectly
- OR
- b) In a pecuniary or non-pecuniary form.

Councillors are also encouraged to declare circumstances where there may be a perceived conflict of interest.

7. BUSINESS ARISING

7.1 Ongoing and Pending Action List

Council meeting	Recommendation Action	Action Taken

8. PETITIONS

A Petition was received for a Skatepark Upgrade in Murtoa from eighteen students of Murtoa College dated the 28th October 2020.

As per the Yarriambiack Governance Rules Division 9, a petition must be tabled at the next available Ordinary Meeting of Council.

ATTACHMENTS

Attachment: Email received

Attachment: Petition Letters received

From: [info](#)
To: [Belinda Penny](#)
Subject: FW: Murtoa College Letters
Date: Wednesday, 4 November 2020 8:36:46 AM
Attachments: [image280566.png](#)
[image251509.png](#)



info

Email info@yarriambiack.vic.gov.au

Direct 03 5398 0100 |

Fax 03 5398 2502 | **Office** 03 5398 0100

Website yarriambiack.vic.gov.au

Postal PO Box 243 Warracknabeal, Vic, 3393

Warracknabeal Office 34 Lyle Street, Warracknabeal, Vic, 3393



ABN 24 640 824 591

This is an e-mail from Yarriambiack Shire Council. It is confidential to the ordinary user of the e-mail address to which it was addressed and may contain copyright and/or legally privileged information. No-one else may read, print, store, copy or forward all or any of it or its attachments. If you receive this e-mail in error, please return to sender. Any personal or sensitive information contained in this email and attachments must be handled in accordance with the Victorian Privacy and Data Protection Act 2014. The recipient of this e-mail should be aware that this e-mail and any attachments to it may not be free from viruses in their various forms

From: Down, Peter P <Peter.Down@education.vic.gov.au>

Sent: Wednesday, 4 November 2020 8:31 AM

To: info <info@yarriambiack.vic.gov.au>

Subject: Murtoa College Letters

Good Morning,

I dropped letters from my 5/6 class to Kelly on Monday in the hope of replacing their metal skatepark to one that is more suitable and safe for this area.

These students asked to work on this during their second lockdown, many have actually designed their "dream" Youth Park. I would love to keep up their enthusiasm for this project and acknowledge that their voices will be heard.

I was hoping that we would be able to organise a Skype meeting, as we are still not able to have visitors on the campus, one morning before the end of the school year.

With Regards,

Peter Down

5-6 Teacher



Murtoa College

Webb Street

PO Box 156, Murtoa 3390

Ph: (03) 5382 2381


Web: <http://www.murtoasc.vic.edu.au>

IMPORTANT - This email and any attachments may be confidential. If received in error, please contact us and delete all copies. Before opening or using attachments check them

CENTRAL FILE

No. 410/13
C150/210

Murtoa College
Webb Street VIC, 3390



28th October, 2020

Yarriambiack Shire Council
34 Lyle Street
Warracknabeal VIC, 3393

To whom it may concern,

I am writing this letter with my 5/6 class at Murtoa College, to express our concern about the facilities at the Skatepark in Rabi Park. As a skateboarder of over 40 years I have helped get skate facilities built across Sydney, Newcastle, Mildura and Wentworth. The greatest part of all these new Skate Parks is the community that it helps foster, as well as the incredible creativity, through developing their skills in a place specifically designed to help them take risks and build resilience.

These metal constructions are totally unsuitable for riding, they are too steep even for advanced riders. The metal can get extremely hot during the summer and slippery during the winter months, it is amazing that more serious injuries have not occurred there. As they have nowhere else to congregate they all "hang" there with nothing to do, this could lead to disengagement and anti-social activities.

The website www.skateboard.com.au has reviews of Skate Parks all over Australia and you will see how far they have developed since the Rabi skate park was built. Now that skateboarding is recognised as an Olympic event, it would be fantastic to foster our next generation of sportspeople. Organisations like the YMCA's Street Leagues host national competitions in local areas to reinforce the importance of investing in these new skate parks.

I have visited all of the Skate Parks in this region and usually will spend a considerable amount of money in each town that I visit. This is an investment for the whole community as these children will remember how hard they have worked to get this project initiated and, therefore, will help keep it a safe place for all to share.

I thank you for your consideration of this project and would be available for any consultation, as well as provide contact details for suitable designers to ensure that these children do get a safe, fun place to enjoy the time that they are able to be outside.

Yours Faithfully,

A handwritten signature in blue ink, appearing to be "Peter Down". The signature is stylized with a large, sweeping loop at the end.

Peter Down

Murtoa College
Webb Street
Murtoa VIC, 3390

30th October, 2020

Yarriambiack Shire Council
34 Lyle St
Warracknabeal VIC, 3393

Dear Sir/Madam,

I am writing to you to convince you to help us get an astronomical Youth Park for Murtoa.

The current Skate Park is unsuitable for us as it is too steep and gets boiling, steaming hot during summer.
In the wet Winter it gets very slippery and it is easy to get injured.

I imagine that most of you would have children of your own, how would you feel if your kids got injured on an unsafe ramp?

We would love to have a smaller concrete park, to learn how to ride and have fun. It would be great if we had a half court with a reversible basketball/netball ring and an area where we can sit in the shade.

I look forward to your reply.

Yours Faithfully,

Alex-Dertilis

Alex Dertilis

Murtoa College

Webb Street

Murtoa VIC, 3390

Yarriambiack Shire Council

34 Lyle St

Warracknabeal VIC, 3393

28th October 2020

Dear whom it may concern,

I am writing to you because as you know the quarantine has gotten us locked inside for most of 2020 now that lockdown is less strict we need a place to play in.

Firstly, the skatepark we have now is really dangerous and too steep to ride on without risk of falling and breaking something like Ayden did. (he broke his nose) Even experienced skaters can fall so I don't think that the new skaters won't fall.

Secondly it's also way too hot in the summer, it can burn your skin and leave marks like Aria's little brother just if you touch it, because it's made out of metal and metal absorbs heat and makes it hotter with time.

Thirdly, we need a place to socialize and chat with our friends. It's better to sit and chat in person than in like a video call on discord or zoom because you can interact with each other like a hug and maybe some people don't have phones or technology to chat online in the first place. Plus everybody needs to socialize or else we would get pretty bored.

I look forward to hearing from you.

Faithfully,

KH

Kiah Harkess

Murtoa College
Webb Street
Murtoa, VIC, 3390

Yarriambiack Shire Council
34 Lyle St
Warracknabeal VIC, 3393

28th October, 2020

To whom it may concern,

I am a year six student from Murtoa College, as you're probably aware we have spent half the year in lockdown. Now that we are allowed out we need a place to enjoy ourselves and hang out with our friends and family. I would like to advocate to you the reasons why we need a Youth Park.

Firstly, our skatepark we have now is extremely dangerous because it is made of metal. In Summer you can not go on it because of our various weather, and my best friend's little brother went down the ramp and got burnt last Summer. Also in Winter it is cold and slippery. The ramps are old and rusty and way too steep you can't go down it no matter how talented you are.

Secondly, we would like to have a small concrete skatepark so we can safely learn how to ride anything and have fun. My teacher has been skating for more than I have been alive and he tried our skate park and it is physically impossible to ride it and let alone learn how to do new tricks.

Thirdly, we have been in lockdown for a long six months, that means we have not been doing a lot of exercise because the parks have been shut, but our park you can't even ride it. At our age it is very important to be social and hang out with our friends. We need a space to have fun and be with our friends.

In conclusion, we would like to build a new youth park because our skatepark is too old and rusty to have fun with, and it is important for us to hang out with our friends and be safe, and we need to be outside more.

Kind regards,

A handwritten signature in black ink, appearing to be 'Lili Wilson', with a stylized, cursive script.

Lili Wilson

Murtoa College
Webb Street
Murtoa Vic, 3390

Yarriambiack Shire Council
34 Lyle street
Warracknabeal Vic 3393
28th October 2020

To whom this may concern,

I am a year five student at Murtoa College, my name is Lilly Heron and I am 11 years old. I very strongly believe that the skate park in Murtoa is extremely unsuitable for both Children, and Adults, beginners, and experts. The reasons that I believe that Murtoa should get a youth park are: our present park is very unsafe and dangerous, Children and Adults need a place to just chill out and have fun, and we should enjoy the most of being outside and not in lockdown.


Firstly, our current Skatepark is extremely unsafe, as the metal gets scalding hot in the summer, and super slippery and cold in the winter. The danger of even putting a finger on the ramps are menacing, in all seasons. The jumps are also too steep to ride up and down, even for very experienced riders.

Secondly, I very strongly believe that us, as children, and adults need a place to socialise and chill out. Most children in Murtoa have no choice but to stay at home because there isn't anywhere to go to play or chill with friends. Children need to get together and not just be on their phones all day. I would assume that almost everyone in Murtoa would use this park, as it would mean alot to everyone in this little town, and could even become another tourist attraction!

Lastly, we have been in lockdown for almost half a year now, and we should enjoy the most of being outside and enjoying our time not being closed up in our houses with our family. Victoria is now in stage three lockdown, so if we still wear masks and sanitise, we should be safe and be able to use this park at all times.

In conclusion, I strongly believe that we should have a new youth park because our current park is unsafe, non socilisable, and it would be a great place to get out and about seeing friends.

Kind regards

A handwritten signature in dark ink, appearing to read 'Lilly- Jayne Heron'. The signature is written in a cursive, slightly slanted style.

Lilly- Jayne Heron

Murtoa College
Webb Street
Murtoa Vic, 3390

Yarriambiack Shire Council
34 Lyle St
Warracknabeal Vic, 3393

28th of October

To whom it may concern,

My name is Poppy Roos, I am a year 6 student at Murtoa College.

As you may know we have been in lockdown for six months and we are finally out. Our skatepark needs to be renewed because my little brother burnt himself on the skatepark and still today has scars. This skatepark we have is very rusty and hard to go on.

Firstly, this skate park we have is rusty. When it is summer holidays kids go out to the skatepark. It is hot but we can't go to the skate park because it's too hot.

My little brother got burnt on his stomach and hands and he still has scars on his stomach. It being hot in summer holidays makes it impossible to have fun on the skatepark.

Secondly, we have been in lockdown for six months and want to go out and go to the skatepark but our skatepark is very hot. And hard to ride on. Being in lockdown for 6 months we would love to go to the skate park but our skate park is just a few tramps. I think it would be amazing if we could have not just a skate park but a youth park where everyone can go even if they don't know how to skate on the skate park. Coming out of lockdown I think it would be good to have somewhere to go to play and hangout.

Thirdly, if we want to go to the skate park to play or hang out with our friends all we can do is sit on an old rusty chair or ride on the skate park but it is nearly impossible to ride on.

In conclusion, it would be amazing to have a youth park to go and play and hangout with your friends and have fun. You couldn't ride at the skatepark we have today and if you did it would be pretty hard and if you fall the ramps are very hot.

Sincerely,

A handwritten signature in cursive script that reads "Poppy".

Poppy Roos

Murtoa College
Webb Street
Murtoa VIC, 3390

Yarriambiack Shire Council
34 Lyle st
Warracknabeal VIC, 3393

28th October 2020

To whom this may Concern,

Hi I am a year six student at Murtoa College, my name is Matilda Gawith and I am 12 years old. I am writing to you today to say that we are out of lockdown and I am really happy about that but we have nothing to do! Our skatepark is very old and dangerous. Our ramps are made out of metal and are very steep. We only have a small skate park and it is not fun. All you do is the same thing every time. All we want is to get more active and a new skate park would really help.

What is so bad about the skate park you ask? Well in the Summer because the ramps are made of metal it burns and that can lead to lots of injury and we have had injuries in the past. In the Summer there was an injuries with a little boy, he was burnt on the metal. But it's not just the Summer it's also the Winter too, when it rains it's so slippery and wet, that can be dangerous.

What I would like is to have a nice shady wifi area with nice seats and the toilets next to it so that you don't have to walk a far distance. A place where you can have a drink of water too. It would also be cool if we had a basketball court so that there would be lots more things to do. I was also thinking a little not too big doggy park so that if you have a dog you can put them or play with them in a little place. There could be a little sand pit for them to dig and have fun.

It would really be nice if we could redesign our skatepark and the ramps. I would like it to be nice and not have any bad graffiti everywhere but good and cool graffiti would be great. I don't want any steep ramps because I want a nice and safe skatepark.

I hope this will make you realise that Murtoa would love it if we got a new skatepark to have fun outdoors.

Thank You with kind regards,

A handwritten signature in dark ink that reads "Matilda Gawith". The script is cursive and fluid, with the first name "Matilda" being larger and more prominent than the last name "Gawith".

Matilda Gawith

Murtoa college
Webb street
Murtoa vic,3390

Yarriambiack Shire Council
34 Lyle st
Warracknabeal Vic,3393
28th October,2020

To whom it may concern

My name is Darcie Telpuk and I'm a year six student at Murtoa College.
As you may know we have spent most of this year in lockdown and we have been extremely bored.

Here are my reasons why we need a new skate park.

Firstly, if we got a youth park, adults and kids would socialise more because they would know that it's a safe place for all ages.

Secondly, people need somewhere to meet family and friends since they can't gather in houses to have family events and kid's birthdays.

Thirdly, the skate park we have now is dirty and unsafe, there are no good places like a dog park around to play with your dogs and we have no place to sit down.

Here are some things we would like in the youth park:

A good and safe skate park, dog area, food court, free wifi, seating area and so much more

In conclusion we deserve a new skate park so all ages can enjoy it.

Thank you for reading this letter.

Faithfully,

A handwritten signature in dark ink that reads "Darcie Telpuk". The signature is written in a cursive, slightly slanted style.

Darcie Telpuk.

Murtoa College
Web Street
Murtoa VIC, 3390

28th October, 2020

Yarriambiack Shire Council

34 Lyle St
Warracknabeal VIC, 3393

To Whom It May Concern

I am writing from Murtoa College, as you are probably aware we have spent half the year in lock down, now that we are out of lock down us kids need a place to hang out. This is important for socialisation and to be able to experience the outdoors better.

Firstly, This Skate Park is not suitable for beginners or experienced skaters. The metal gets too slippery when it is cold and when it is summer it gets boiling hot. Last summer one of my classmate's little brother got a third degree burn because of the metal ramps.

Secondly, as you know everyone has been in lock down for 6 months and us kids need a clean place to hang out and socialize, this place is not suitable for socialization because it is too dirty and there are no places to sit and talk with our friends.

Thirdly, The Skate Park has no shade so when we are outside in the boiling sun we will be sunburnt and will be too hot to play and If there is shade we can be cool under the shade, we will not get sunburnt. I also think this place is outdated and rusty, this place is filled with rude graffiti and It is not suitable for kids if they come to the skate park

In conclusion, The kids of Murtoa would love to have a new skate park they worked for and would love the opportunity to have this youth park to take place. We would have a place to go to when we are bored and have something to do and have fun.

Faithfully,

Angela Alexandra Bebero
Angela Bebero

Murtoa College
Webb Street
Murtoa VIC, 3390

Yarriambiack Shire Council
34 Lyle St
Warracknabeal VIC, 3393

28th October, 2020

Dear Sir/Madam,

I'm here to tell you why we need a new youth park. As you are aware we have spent 6 months inside. We need something to do now that everyone is craving to go out. We want to be free and play with friends on something we could design. Everyone needs a youth park in Murtoa, the ramps at the Murtoa skate park are too steep for all ages, one of my friends broke his nose when he fell off one of the ramps.

Secondly, the people of Murtoa need a youth park with everyday things. Due to Covid we couldn't do anything so if we got a youth park it could bring some excitement into our lives. Everyone from all ages could come play skate and chill. Also in summer, the metal can absorb the heat so when you slip you could land on a rusty hot metal ramp and burn yourself really bad. It's that hot you could cook eggs and bacon on the ramps. Maybe, we could have ramps that are lower.

Thirdly at our youth park we don't just want to skate but we also want a half basketball and netball court with a chill and chat area, with free wifi with shade sails over the top to protect us from the sun.

Thank you for reading this letter, I hope to hear from you soon.

Sincerely,



Jake Mckenzie

Murtoa College
Webb Street
Murtoa, VIC, 3390

Yarriambiack Shire Council
34 Lyle St
Warracknabeal VIC, 3393

28th October, 2020

To Whom it may Concern,

I am a year 6 student at Murtoa College. My name is Ruby Wilson, as you may know we have had 2 long lockdowns and we have spent half of year 6 indoors. We want and need a place that we can go and socialize and be outside once again.

Firstly, the skate park is impossible to even ride, even the most experienced skaters have trouble riding up and down these terribly steep, rusty ramps. Our blazing hot Summers here in Australia do not help these issues either, the metal ramps contract the heat and make the ramps steaming hot. One of my best friends' little brother even burnt himself on them.

Secondly, It has been over 6 months since we have been outside and able to socialise, we have been sitting inside doing no exercise and we need a place where we can go outside again. As we are on our way to the warmer weather the ramps will be hot and we will not be able to do anything else because there's nowhere else to go.

Lastly, my class's ideas are that we want an area with seats, shade and wifi; a concrete place with a basketball ring, plus easier ramps for all ages to ride and learn. And not get hurt.

In conclusion, thank you for listening to my ideas to help Murtoa and give kids something else to do in this difficult time, and getting outside again and being with friends.

Kind Regards,



Ruby Wilson.

Murtoa College
Webb Street
Murtoa VIC, 3390

Yarriambiack Shire Council
34 Lyle St
Warracknabeal VIC, 3393

28th of October

To Whom it may Concern,

My name is Ariaah Roos. I am from Murtoa College. I'm in year 6, as you may know we have just got out of lock down, it was pretty boring. We all thought it would be a great idea to make a safe and better Skate park, here are a few reasons why.

Firstly, we have spent half the year in lock down, now that we can get out of the house, we all thought it would be a great idea to re-make the skate park. The one we have right now is very dangerous.

It gets very hot where I live and the ramps got very hot last summer. My little brother got burnt from the ramp that was very sad. The ramps are very old and rusty. I just think we need better. There had been a lot of kids getting hurt at this skate park and it's just depressing.

Secondly, I think it's getting pretty boring for people, especially young kids, they can't have fun and go up the ramps because they are dangerous. Personally, I think everyone should have fun in their own way.

Thirdly, I think it's a great idea to have more fun and fresh air. We just got out of lock down and we all need air and have fun outside. Lately we haven't been allowed to see our friends and family and we all miss them if we have a park we could all go there and have fun.

Yours Faithfully,

Ariaah Roos.



Murtoa College

Webb Street
Murtoa VIC, 3390

28th October, 2020

Yarriambiack Shire Council

34 Lyle St
Warracknabeal VIC, 3393

To Whom it may concern,

We have all been in lockdown for 4 months trapped inside going insane, so now we need a place to hang out outside while we still can.

Firstly, the skatepark that we have is too dangerous to use, with ramps that get hot enough to get burns from and too steep to go up when they're not burning people.

Secondly, the lockdown has affected us all and probably you to having to deal with people going out all the time when they're not supposed to. We have been working on these letters to you all for so long thinking of different ways to persuade you.

We really need this new skate park because maybe then people will have something to look forward to when there are no restrictions and it can help you out too because people will want restrictions eased quicker so they would listen.

Thirdly, if you donate the money for a Youth Park for us it will be very helpful to everyone. When there is no more lockdown then we will have a place to hang out, celebrate and mess around having fun in a safe environment. It is important to us to have places outside to have fun because soon most of us will be in high school and won't be able to go out as much.

Lastly we have designs already and have all been looking forward to this so please don't let us down.

Kind Regards,

Zac

Zachary Okely

Murtoa College
Webb Street
Murtoa Vic, 3390

Yarriambiack Shire Council
34 Lyle St
Warracknabeal Vic, 3393

28th October, 2020

To whom it may concern,

I am a year six student at Murtoa college. My name is Delilah Parsons, we have been in lockdown twice this year, in Murtoa we have an unsafe and dangerous skate park.

Firstly, our skatepark in Murtoa is extremely dangerous and unsafe for even the most advanced skate boarders, the ramps are way too steep for people who want to go and skateboard on them.

The skate park ramps are also made of metal so when it gets hot in summer the ramps get extremely hot and people burn themselves on it, the ramps also get extremely wet and slippery in winter.

Secondly, I strongly believe that we should have a chance to fix up our skatepark because kids have been getting hurt by going up and down on the ramps and little kids have been getting burnt by the heat of the metal ramps in summer.

Kids have also been getting hurt by slipping off the ramps in winter. People have also fallen off the ramps because of how steep and how they are shaped. Even adults who have been skateboarding for a long time can't ride the ramps because of the size and the way they are shaped. The ramps in the skatepark are also very rusty, the sides of the ramps are also sharp because of the rustyness and the amount of times the ramps have been used.

What I would like for a new skatepark is a nice shaded space with wifi where you can sit and relax after you have skateboarded. I would also like new shaped ramps because the one the we have now are too steep and they are shaped. I want a nice and safe skatepark for everyone to ride on.

I hope these reasons will show how badly we need a new skatepark.

Kind regards,

A handwritten signature in cursive script that reads "Delilah".

Delilah Parsons

Murtoa College
Webb Street
Murtoa VIC,3390

Yarriambiack Shire Council
34 Lyle St
Warracknabeal VIC, 3393

28th October, 2020

Dear Sir/Madam,

My name is Olivia Leese, I am in year 6 at Murtoa College. It is important to us that Murtoa has an updated skatepark.

Firstly the Murtoa Skatepark the ramps are way too steep to ride, also being made of metal the ramps retain heat. It burns you if you even go on it.

Secondly we have been in lock down for a long time as you know so we need a place to hang out and chill with friends and family, we haven't been socialising with people so now we need to hang out and socialise.

Thirdly people will go to the Youth Park if we fix it up a bit. Not many people go to the Murtoa Skate Park because there's not much to do there and it is unsafe. If we got a new skate park, a lot more people would come to just see this because it would make Murtoa a better place.

Murtoa is a good place but there's not much to do so if we got a new Skate Park there will be more to do and see.

Don't you think more people will go to the Youth Park that we could make if you give us the money so more people would come to Murtoa?

That's why I think we should get a Youth Park thanks for reading.

Kind regards,

A handwritten signature in dark ink, appearing to read 'Leese' with a stylized initial 'O'.

Olivia Leese

Murtoa College
Webb Street VIC, 3390

29th October, 2020

Yarriambiack Shire Council
34 Lyle Street
Warracknabeal VIC, 3393

Dear Sir/Madam,

I'm writing to you because my teacher, Mr Down, is helping us to get a better Skate park because the one that is here right now is not so good.

The Murtoa Skate park is not good because when it's hot and sunny you can burn your skin on it. Children have been burnt on the rusty, old tin which is the slide at the Skate-Park. It is not safe for us Children to play on this equipment.

Our teacher, Mr Down has skated at the Skatepark. He said "it was almost impossible to ride". It would be great if it could be updated, and made more challenging and safer for people to use.

We have been in lockdown for six months. It will be great for a chill and chat area to hang with my friends. I feel that because we are working so hard to build this youth park we will make sure that we keep it clean and safe.

I really hope to hear back from you and that this skate park will be built.

Yours Faithfully,

A handwritten signature in black ink, appearing to be the name 'Logan' followed by a stylized 'H'.

Logan Harris

Murtoa College
Webb Street
Murtoa Vic 3390

Yarriambiack Shire Council
34 Lyle Street
Warracknabeal, Vic 3393

29th October 2020

To Whom it May Concern,

My name is Ayden Nash and I am a year 6 student at Murtoa College. I am writing to you about my concerns with the current Murtoa Skate Park.

Firstly, the skate park is dangerous. The jumps and ramps are metal and they get very hot during Summer, so hot that they can and have burnt little children. In winter they get slippery when they are wet, I actually broke my nose going down one of the steep ramps on my scooter when the ramp was wet.

Secondly, there is no shade over the skate park so during summer kids are skating in the hot sun, this is not good because of the risk of getting sunburnt. It would be nice if the skate park was a sun smart area, even some shady trees would be good to provide shade and a cooler environment.

I also think that seating would be great at the skate park so then if people are there with their friends or parents who aren't skating they have somewhere to sit and watch. This would help make the skate park a much better place for people who use it.

Finally, we would really like it if Council would consider some of our wishes for an improved skate park in Murtoa so that the kids have a safe place to skate at any time of the year.

Yours Sincerely,



Ayden Nash



Murtoa College

Webb St
Murtoa, VIC, 3390

21/10/2020

Yarriambiack shire council

34 Lyle St
Warracknabeal VIC 3393

Dear Yarriambiack Shire Council

The lockdown has been hard for us all. We have all been stuck inside for months. I think we need to replace the Skate Park with what we call a Youth Park. The Skate Park we have now is too dangerous.

Firstly you can burn yourself on the ramp if it's over 27 degrees. If a little kid goes to the Skate Park and touches the ramp they will get burnt and have a mark on their hand or even worse a scar.

Secondly the ramps are too steep for you to get up. it's difficult to get on top of it and if you do get on top you have to get back down by either slowly sliding down it, ride down it with your skateboard and probably fall off and break a bone or jump off and hurt yourself.

I have some ideas about what the Youth Park should look like. I think the skate area needs to be a bit smaller. And make the ramps concrete so that they don't get as hot and are easier to ride. I think a basketball court, chill out zone and a pump track. For the basketball court I think we shouldn't just have basketball hoops but also some netball hoops as well the chill out zone should be right next to the skate area with shade sails, free wifi and speakers so you can play your own music. And the pump track should be connected to the skate area.

In conclusion, Murtoa's Skate Park is too hot during summer. and too wet and slippery during winter. Since all the ramps are metal it is very very hot during Summer that is why i think we need a youth park for Murtoa.

Faithfully,



Mason Coombe

Murtoa Collage
Webb Street
Murtoa VIC, 3390

Yarriambiack Shire Council
34 Lyle St
Warracknabeal VIC, 3393

28th october, 2020

Dear Yarriambiack Shire Council Members

Hi I am Amy Mathrick. I am a year 6 student from Murtoa College and we have had 2 lockdowns this year and now we are allowed out and trying to get back to normal. We would like a place to relax and get outside and also have fun with friends. We have been inside for half a year or maybe even more. Our town needs something new and something to make people want to get outside. This is important for getting used to out side again and finding our way how to socialize again

Our state park is not good for beginners. Firstly The skate park we have now is too dangerous for beginners and experienced skaters. In summer teh ramps get too hot and if you fall you can easily get burnt and badly hurt. In winter it is too slippery to ride on. Also the ramps are way too steep for anyone to go down so they can get easily hurt. If we had less steeper ramps it would be less dangerous to ride on.

Quarantine. Secondly, we have been in quarantine for half a year. Because of quarantine we haven't been outside and to the skate park. For half a year we haven't been able to socialise and be active, we have had to learn to have fun only inside and not to go anywhere. If we get this youth park we would be able to have fun outside and stay outside.

Fun with friends. Lastly, while in quarantine we have not been able to see our friends. If we have the youth park it will not just give us something to do but somewhere to go and socialise.

In conclusion. We would love the opportunity to have this youth park to take place. We would have a place to go to when we are bored and have something to do and have fun. The kids at Murtoa deserve something to have as their own because we have all had a tough year.

Faithfully,




Amy Mathrick

Amy

In our youth park i would like to have....



And then a shade sail over the top so it looks like this. If this was in our youth park it would look so cool.



Then we also need a pump track.

Also an inground trampoline would be so good if we did that. These tramps would not give the teens things to do but the little kids, little kids can't really skate to having something else that they could use would be so good. We also would like a place to chill and covered place for us kids to relax

9. CORRESPONDENCE

9.1 Municipal Emergency Management Planning

Attachment: Request to disestablish existing Municipal Emergency Management Planning Committee (MEMPC)



Yarriambiack
SHIRE COUNCIL

Bp: 147-2020

Yarriambiack Shire Council
Jessie Holmes
Councillors
34 Lyle Street
Warracknabeal Vic 3393

Dear Jessie,

Under S59 (2) of the Local Government Act 2020 the Yarriambiack Shire Council Municipal Emergency Management Planning Committee requests that Yarriambiack Shire Council authorises the disestablishment of the existing Municipal Emergency Management Planning Committee (MEMPC) established under s21 (3)-(5) of the Emergency Management Act 1986, in recognition that on 1 December these provisions are repealed by s82(2) of the Emergency Management Legislation Amendment Act 2018 and replaced by the provisions of s68 of the Emergency Management Legislation Amendment Act 2018.

That Council authorises the CEO to facilitate the establishment of the MEMPC in accordance with the provisions of s68 of the Emergency Management Legislation Amendment Act 2018 (which inserts a new 'Part 6-Municipal Emergency Management Planning Committees' into the Emergency Management Act 2013 on 1 December 2020).

That Council notes that, under the MEMPC Terms of Reference provided and the Emergency Management Legislation Amendment Act 2018 (which inserts s59 and 59F into the Emergency Management Act 2013 on 1 December 2020), Council's role is to establish the committee. Once established, the committee exists separately to Council and is not a committee of Council.

Yours Sincerely

Michael Evans
Chairperson
Yarriambiack Shire Council Municipal Emergency Management Planning Committee

10. SPECIAL COMMITTEES

10.1 Audit and Risk Committee Meeting December 2020 – Tammy Smith

SUMMARY

Council established an Audit and Risk Committee in accordance with Section 53 of the *Local Government Act 2020*.

Council must establish an Audit and Risk Committee that includes:

- a) Members who are Councillors of the Council; and
- b) Consist of a majority of members who are not Councillors of the Council and who collectively have –
 - expertise in financial management and risk; and
 - experience in public sector management; and
 - not include any person who is a member of Council Staff of the Council.

ATTACHMENTS

Audit and Risk Committee Minutes from 19 October 2020

DISCUSSION

The Agenda for the Audit and Risk Committee for 19 October 2020 included:

- Internal Audit Review.
- External Audit Update – Draft Financial and Performance Statements presented to the Audit and Risk Committee for review.
- Risk and OHS Reports.
- Audit Recommendation Action Summary.
- Policies.
- Information Communication and Technology Update.

The Annual Workplan for the Audit and Risk Committee was also discussed and a draft presented during the meeting.

RELEVANT LAW

The Audit and Risk Committee is established under Division 8, Section 53 of the *Local Government Act 2020*.

COUNCIL PLANS AND POLICIES

Council Plan 2017-2021

Strategic Objective 1 – Good Governance.

This policy has been developed based on best practice guidance and to manage Council's strategic and operational risks.

RELATED COUNCIL DECISIONS

The Audit and Risk Committee recommended the adoption of the Audit and Risk Committee Charter at the meeting held on 10 August 2020.

Council adopted the Audit and Risk Committee Charter at the Council Meeting held on 26 August 2020.

AGENDA	Ordinary Meeting of Council
Issue Date: 21 October 2020	

OPTIONS

One of the Overarching governance principles in section 9 of the *Local Government Act 2020* is that priority be given to achieving the best outcomes for the municipal community, including future generations.

When Considering the Audit and Risk Committee Minutes Council may:

- Adopt the minutes of the Audit and Risk Committee as presented to Council; or
- Not adopt the minutes of the Audit and Risk Committee and request further detail and information from the meeting; or
- Adopt the minutes of the Audit and Risk Committee and request future improvements on the detail to be provided to Council to meet the overarching governance principles.

SUSTAINABILITY IMPLICATIONS

Council must give effect to the overarching governance principles in section 9 of the *Local Government Act 2020*, when considering sustainability implications.

The establishment and function of the Audit and Risk Committee in accordance with the Charter established under the Act, provides a governance framework to consider economic, social and environmental sustainability of the municipal district.

COMMUNITY ENGAGEMENT

Not applicable.

RISK

Utilising the Risk Management Framework 2019, the following assessment has been made:

<i>Risk Rating</i>	<i>Consequence</i>	<i>Risk Description</i>	<i>Action</i>
Medium	Major	Lack of Robust systems and processes to prevent Fraud	As per section 54 of the <i>Local Government Act 2020</i> , the establishment and function of the Audit and Risk Committee is to monitor and provide advice on risk management and fraud prevention systems and controls.
Medium	Significant	Governance – Policy documents substantially overdue for review and update.	As per section 54 of the <i>Local Government Act 2020</i> , the establishment and function of the Audit and Risk Committee is to monitor the compliance of Council policies and procedures with the overarching governance principles.

REGIONAL, STATE AND NATIONAL PLANS AND POLICIES

Not applicable

CONFLICTS OF INTEREST

All officers involved in the preparation of this report have declared that they do not have a conflict of interest in the subject matter of this report.

MINUTES OF MEETING OF THE YARRIAMBIACK SHIRE COUNCIL AUDIT AND RISK COMMITTEE CONDUCTED ONLINE VIA TEAMS AT 6.30PM ON MONDAY 19 OCTOBER 2020

1) **WELCOME** – Welcome by James Gregson, Chairperson.

2) **PRESENT** – James Gregson, Diane Connolly, Martin Moynihan, Jean Wise, Jessie Holmes, Tammy Smith, Anita McFarlane, Daniel Brandon, Martin Thompson, and Kathie Teasdale.

3) **APOLOGIES** – Kylie Zanker.

4) **CONFLICT OF INTEREST** – NIL

5) **MINUTES**

Recommendation:

That the Minutes of the previous meeting held on the 10 August 2020 be accepted.

Moved: Jean Wise, **Seconded:** Diane Connolly **Motion Carried.**

6) **BUSINESS ARISING FROM THE PREVIOUS MEETING**

6.1 COVID 19 Update

- a) Work for Victoria program at Council has been a successful program.
- b) Staff Morale is good, but are keen to get back to the office.
- c) Council is mindful to continue to connect with community during isolation period.

7) **INTERNAL AUDIT (This agenda item was discussed after item 8)**

7.1 Internal Audit Budget Submission to commence on the 19 October 2020

The Internal Audit Budget Submission Scope is attached in the Agenda

Kathie (RSD) noted that the internal audit introduction meeting was held on 19 October 2020 and would commence the week after.

8) **ANNUAL DRAFT FINANCIAL STATEMENTS (This agenda item was discussed after item 6)**

Reported by: Anita McFarlane, Manager Corporate Services (Principal Accounting Officer)

The Draft Financial Statements are attached in the Agenda.

- a) Martin (Crowe) summarised findings as outlined in the Draft VAGO Closing Report circulated by Tammy Smith via email on 16 October 2020.
- b) COVID has had a low impact on Council and no impact on the financial statements.
- c) Martin is comfortable with the outcomes in the report and also commended the work of Anita and her team for the level of detail and documentation that was provided during the audit process.

9) **RISK AND OHS REPORTING**

Corporate Risk Register and CCTV Quarterly Report attached in the Agenda.

Tammy provided a summary of the Corporate Risks, OHS incidents and hazards and CCTV report. It was requested that the Risk Report layout be in alignment with the Corporate Risk Register. It was agreed that this will be revised and updated for next meeting.

Recommendation:

That the Audit and Risk Committee accept the Risk, CCTV and OHS Report.

Moved: Diane Connolly, **Seconded:** Martin Moynihan **Motion Carried.**

10) **AUDIT RECOMMENDATION ACTIONS**

Audit Tasks Report updated on 14 October 2020 was attached in the Agenda for discussion.

The Committee agreed to close thirty one of the thirty-two actions recommended to close. It was noted that item 31-1 would remain open.

Recommendation:

That the Audit and Risk Committee:

- a) Note the updated Audit Recommendation Actions Report dated 14 October 2020.
- b) Accept the recommendation to close 31 of the 32 audit actions identified to be closed in the Audit Tasks Report updated on 14 October 2020.

Moved: Diane Connolly, **Seconded:** Jean Wise **Motion Carried.**

11) SUMMARY OF POLICIES REVIEWED AND ADOPTED BY COUNCIL SINCE LAST MEETING

Report attached in the Agenda, including the Asset Lifecycle Policy and the Finance and Payroll Management Manual as attachments.

12) INFORMATION, COMMUNICATION AND TECHNOLOGY UPDATE

Report attached in the Agenda.

Tammy provided detailed summary on the progress of the current ICT Transformation progress.

13) GENERAL BUSINESS

- a) Martin developed an annual work plan for the committee that was well received and will be circulated.
- b) New Councilors will meet with the Committee as part of their induction program.

14) NEXT MEETING

Monday 07 December 2020 **6.30PM**

15) MEETING CLOSED

The meeting closed at 7.35pm

11. ACTIVITY REPORTS

No Councillor Reports due to Council currently being in the 'Election Period' before general election is to be held.

11.1 Chief Executive Officer Report - Prepared by Jessie Holmes

22/10	Met with Skillinvest to discuss apprenticeship opportunities Rural Council Collaboration Project Meeting
26/10	Annual RDV Priority Project Meeting
28/10	MAV/DHHS Rural and Regional Covid Discussion
29/10	Income protection meeting with Insurance Broker Local Government Professionals CEO Meeting
30/10	Wimmera Southern Mallee Regional Partnership Meeting
4/11	James Bennet Library Collection Meeting MAV/DHHS Rural and Regional Covid Discussion
5/11	Maddocks Contract Training
6/11	RDV Summer Planning Meeting with Victoria Police
9/11	By5 Early Years Partnership Meeting Rupanyup Consultative Committee AGM
12/11	Rural Council Collaboration Project Meeting Wimmera CEO Meeting
16/11	Councillor Induction Training
17/11	Big Housing Build Local Government Information Meeting Warracknabeal Visitor Information PCG Meeting
18/11	Statutory Council Meeting
20/11	Met with the new Vice Chancellor of Federation University

12. REPORTS FOR DECISION

Office of the Chief Executive - Jessie Holmes

Appointment of an Acting Chief Executive Officer

SUMMARY

The Chief Executive Officer will be taking leave between the 4th and 22nd January, 2021 and an Acting CEO is required to be appointed.

RECOMMENDATION

That Council appoint Ms Tammy Smith, Director Business, Strategy and Performance as Acting Chief Executive Officer between Monday 4th January 2020 and Friday 22nd January 2021.

ATTACHMENTS

Nil

DISCUSSION

It is practice in Local Government that when a CEO takes Annual Leave, that a suitably qualified person is elected Acting CEO for the duration of the period to ensure continuity of operations including delegations.

This report recommends that Director Tammy Smith be appointed Acting CEO for the duration between the 4th-22nd January 2021.

RELEVANT LAW

- *Local Government Act 2020*

COUNCIL PLANS AND POLICIES

Governance Rules 2020,

RELATED COUNCIL DECISIONS

Council has appointed staff based Acting CEO's from time to time as appropriate when the CEO has taken leave.

OPTIONS

That Council appoint a different suitably qualified Director to the Acting CEO role or engage a consultant for the period of two weeks.

SUSTAINABILITY IMPLICATIONS

There is a minor financial impact through the payment of Higher Duties, which is absorbed by provisions made for annual leave for the CEO role.

COMMUNITY ENGAGEMENT

No community engagement is required, the appointment of an Acting CEO is to provide continuous good governance to the organisation whilst the CEO is on leave.

RISK

Assess the risk for the decision.

Utilising the Risk Management Framework 2019, the following assessment has been made:

AGENDA	Ordinary Meeting of Council
Issue Date: 21 October 2020	

<i>Risk Rating</i>	<i>Consequence</i>	<i>Risk Description</i>	<i>Action</i>
Low	Medium	Staff delegation set an inappropriate level	Appoint and provide delegation to the Acting CEO to ensure continuity of service.

REGIONAL, STATE AND NATIONAL PLANS AND POLICIES

The decision before Council is in keeping with the requirements for responsible governance under the new *Local Government Act 2020*.

CONFLICTS OF INTEREST

All officers involved in the preparation of this report have declared that they do not have a conflict of interest in the subject matter of this report.

Director Business Strategy and Performance - Tammy Smith

Organisational Performance Responsibilities	Corporate Services Responsibilities
Human Resources Customer Service Executive Assistant to CEO Records (Information Management) Information Communication Technology Governance Risk Audit and Planning Occupational Health and Safety Corporate System Administration (Happy HR, AvePoint, RelianSys, Learning Management System) Return to Work Coordinator <ul style="list-style-type: none"> Freedom of Information Officer Privacy Officer Welfare Officer 	Payroll Accounts Payable Procurement and Contracts Debtors Insurance Rates Corporate Planning (Performance Reporting) Media and Communications Corporate System Administration (Property, Rating, Animal Management, Infringement, Financial, Happy HR Payroll, Website) Principal Accounting Officer

12.1 Finance Report - October - prepared by Anita McFarlane
RECOMMENDATION:

That the Finance Report as at October 2020 be received.

Attachment: Finance Report October 2020

Profit and Loss by Resources

Yarriambiack Shire Council

For the month ended 31 October 2020

	OCTOBER ACTUALS	BUDGET	ACTUAL YTD
	\$	\$	\$
Operating Income			
Asset Disposal	28,595.45	287,150.00	127,068.17
Grants Commonwealth Capital	0.00	2,528,000.00	1,342,828.00
Grants Commonwealth Operating	177,898.92	6,904,836.00	1,070,340.27
Grants Vic Capital	195,475.00	138,000.00	195,475.00
Grants Vic Operating	518,877.81	1,728,000.00	2,115,912.01
Other Income	95,978.43	384,336.00	1,425,141.98
Rates and Charges	(182,577.10)	12,758,285.00	12,582,521.77
Statutory Fees and Fines	19,790.60	0.00	58,541.20
User Fees	64,478.17	1,152,658.00	208,902.49
Total Operating Income	918,517.28	25,881,265.00	19,126,730.89
Operating Expenses			
Asset Disposal	0.00	358,659.00	98,769.98
Bad & Doubtful Debts	0.00	500.00	0.00
Contributions and Donations	0.00	673,682.00	29,725.90
Depreciation Amortisation & Impairment	0.00	5,193,334.00	0.00
Employee Costs	982,922.59	10,775,653.00	4,421,947.36
Finance Costs	0.00	60,010.00	0.00
Materials and Services	453,277.08	6,139,614.00	1,818,931.50
Other Expenses	34,766.86	1,717,686.00	791,788.93
Total Operating Expenses	1,470,966.53	24,919,138.00	7,161,163.67
Net Profit	(552,449.25)	962,127.00	11,965,567.22

Detailed Profit and Loss by Resources

Yarriambiack Shire Council

For the month ended 31 October 2020

	\$	\$	\$
Operating Income			
Asset Disposal - Proceeds of Sale		28,595.45	28,595.45
Grants Commonwealth Operating - Aged Care		137,846.45	
Department of Health and Human Services - Commonwealth Regional Assessment Services	7,488.75		
Department of Health - CHSP - Flexible Respite	2,513.65		
Department of Health - CHSP - Social Support Individual	15,826.27		
Department of Health - CHSP - Sector Support & Development	10,627.38		
Department of Health - CHSP - Sector Support & Development	10,210.62		
Department of Health - CHSP - Personal Care	18,852.36		
Department of Health - CHSP - Domestic Assistance	68,416.90		
Department of Health - CHSP - Home Modifications	3,910.52		
Grants Commonwealth Operating - Meals on Wheels		20,052.47	
Department of Health - CHSP - Meals	20,052.47		
Grants Commonwealth Operating - Other			
National Australia Day Council - COVID Safe Australia Day Grant Program - Application CS00134	20,000.00	20,000.00	177,898.92
Grants VIC Capital - Roads		195,475.00	195,475.00
Department of Transport - Minyip Dimboola Rd Rehab & Widening - First Milestone	100,000.00		
Department of Transport - Minyip Dimboola Rd Rehab & Widening - Final Milestone	95,475.00		
Grants VIC Operating - Aged care		1,547.16	
Department of Health and Human Services - HACC Service System Resourcing	789.05		
Department of Health and Human Services - HACC Service System Resourcing	758.11		
Grants VIC Operating - Maternal and Child Health		32,028.39	
Department of Health and Human Services - Enhanced Maternal & Child Health Program	19,168.87		
Department of Health and Human Services - Sleep and Settling Initiative	946.44		
Department of Health and Human Services - Supported Playgroups	4,988.87		
Department of Health and Human Services - Universal Maternal & Child Health Program	6,818.81		
Department of Health and Human Services - Workforce Support	105.40		
Grants VIC Operating - Other		345,174.73	
Department of Jobs, Precincts and Regions - DIF2020 Event Support Payment	1,600.00		
Department of Jobs, Precincts and Regions - Working for Victoria Funding - Milestone 5	91,302.00		
Department of Jobs, Precincts and Regions - Local Councils Outdoor Eating and Entertainment Package Funding	250,000.00		
MAV Grants - 16 Days of Activism Against Gender-Based Violence Initiative 2020	2,272.73		
Grants VIC Operating - Preschools		140,127.53	518,877.81
Department of Education and Training - Kindergarten Cluster Management	5,349.57		
Department of Education and Training - Kindergarten Fee Subsidy	1,164.00		
Department of Education and Training - Kindergarten Per Capita Grants	49,269.96		
Eureka Community Kindergarten Association Inc - Preschool Funding	612.00		
Department of Education and Training - Kindergarten Fee Subsidy	14,744.00		
Department of Education and Training - Kindergarten Per Capita Grants	59,388.00		
Department of Education and Training - COVID 19 Kindergarten Support	6,000.00		
Department of Education and Training - Assessment for Learning Funding	3,600.00		
Other Income - Income Protection		6,738.34	
Other Income - Interest		0.51	
Other Income - Interest on Rates		450.21	
Other Income - Other		88,789.37	95,978.43
Rates and Charges - Pensioner Concession		51,315.16	
Other Income - Fire Services Levy		(233,892.26)	(182,577.10)
Statutory Fees and Fines - Animal Control		560.00	
Statutory Fees and Fines - Building		15,236.50	
Statutory Fees and Fines - Health		225.00	
Statutory Fees and Fines - Other		702.00	
Statutory Fees and Fines - Planning		3,067.10	19,790.60
User Fees - Aged and Health Services		46.70	
User Fees - Aged and Health Services Brokerage		13,826.70	
User Fees - Caravan Park		17,818.16	
User Fees - Meals on Wheels		9,105.90	
User Fees - Other		5,279.43	
User Fees - Rates		542.72	
User Fees - Rents		9,589.45	
User Fees - Saleyard		240.24	
User Fees - VicRoads		1,272.15	
User Fees - Waste Management Services		6,756.72	64,478.17
Total Operating Income			918,517.28

Detailed Profit and Loss by Resources

Yarriambiack Shire Council

For the month ended 31 October 2020

	\$	\$	\$
Operating Expenses			
Employee Costs - Conferences and Training		2,117.32	
Employee Costs - Councillor Allowances		15,364.18	
Employee Costs - Income Protection		(6,209.24)	
Employee Costs - Other		376.27	
Employee Costs - Other Leave		(6,285.62)	
Employee Costs - Pre-Employment Checks		150.00	
Employee Costs - Superannuation		75,942.83	
Employee Costs - Travel		5,856.94	
Employee Costs - Uniforms and PPE		725.29	
Employee Costs - Wages		727,225.79	
Employee Costs - Workcover		196,227.73	
Wages Oncosts Overhead - Annual Leave Paid		(16,365.13)	
Wages Oncosts Overhead - Long Service Leave Taken		(12,203.77)	982,922.59
Materials and Services - Building Maintenance		12,889.08	
Materials and Services - Consultants		33,806.26	
Materials and Services - Contractors		165,912.64	
Materials and Services - Cost of Meals on Wheels		26,942.14	
Materials and Services - Equipment Maintenance		24,099.84	
Materials and Services - External Plant Hire		5,387.73	
Materials and Services - Fuel		42,205.08	
Materials and Services - General		7,418.12	
Materials and Services - Grounds Maintenance		415.00	
Materials and Services - Information Technology and Equipment		36,869.61	
Materials and Services - Materials		57,650.93	
Materials and Services - Motor Vehicles		1,052.40	
Materials and Services - Other		9,402.16	
Materials and Services - Telecommunications		5,977.35	
Materials and Services - Utilities - Gas		239.34	
Materials and Services - Utilities - Power		5,983.30	
Materials and Services - Utilities - Water		17,026.10	453,277.08
Other Expenses - Advertising		7,480.49	
Other Expenses - Bank Fees and Charges		2,301.22	
Other Expenses - Legal Costs		1,000.00	
Other Expenses - Meeting Expenses		72.73	
Other Expenses - Postage and Freight		5,180.35	
Other Expenses - Printing and Stationery		3,340.74	
Other Expenses - Subscriptions		15,391.33	34,766.86
Total Operating Expenses			1,470,966.53
Net Profit			(552,449.25)

Statement of Cash Flows

Yarriambiack Shire Council

For the month ended 31 October 2020

	OCTOBER ACTUALS	BUDGET	ACTUAL YTD
	\$	\$	\$
Operating Activities			
Receipts from customers	903,210.92	23,814,000.00	19,008,673.55
Payments to suppliers and employees	(1,587,707.60)	(19,307,000.00)	(7,372,376.09)
Cash receipts from other operating activities	54,970.98	1,618,000.00	188,266.24
Net Cash Flows from Operating Activities	(629,525.70)	6,125,000.00	11,824,563.70
Investing Activities			
Proceeds from sale of property, plant and equipment	0.00	287,000.00	38,844.96
Payment for property, plant and equipment	(117,743.28)	(8,733,000.00)	(866,355.75)
Other cash items from investing activities	(3,066,268.19)	0.00	(16,492,755.60)
Net Cash Flows from Investing Activities	(3,184,011.47)	(8,446,000.00)	(17,320,266.39)
Financing Activities			
Other cash items from financing activities	586,397.95	(81,000.00)	794,173.30
Net Cash Flows from Financing Activities	586,397.95	(81,000.00)	794,173.30
Net Cash Flows	(3,227,139.22)	(2,402,000.00)	(4,701,529.39)
Cash and Cash Equivalents			
Cash and cash equivalents at beginning of period	7,923,048.93	5,535,000.00	9,557,084.76
Cash and cash equivalents at end of period	4,695,909.71	3,133,000.00	4,855,555.37
Net change in cash for period	3,227,139.22	2,402,000.00	4,701,529.39

Balance Sheet

Yarriambiack Shire Council

As at 31 October 2020

	OCTOBER ACTUALS	BUDGET	ACTUAL YTD
	\$	\$	\$
Assets			
Bank			
CBA - Meals on Wheels - Transaction Account	0.00	0.00	1,406.00
CBA - Transaction Account - Hopetoun Swimming Pool	0.00	0.00	51,627.26
CBA - Transaction Account - Murtoa Community Units	0.00	0.00	16,256.97
CBA - Transaction Account - Woomelang Retirement Units	0.00	0.00	33,843.26
NAB - General Transaction Account	(3,227,139.22)	3,131,860.00	4,597,255.90
Petty Cash	0.00	1,140.00	1,140.00
Total Bank	(3,227,139.22)	3,133,000.00	4,701,529.39
Current Assets			
Investments	3,000,000.00	330,000.00	4,025,538.21
Financial Assets	0.00	765,000.00	231,757.26
Inventory	47,932.99	612,000.00	453,055.56
Trade & Other Receivables	34,627.27	1,734,000.00	16,128,807.62
Total Current Assets	3,082,560.26	3,441,000.00	20,839,158.65
Fixed Assets			
Land	0.00	0.00	2,855,618.82
Plant & Equipment	0.00	0.00	6,035,887.68
Infrastructure Assets	0.00	148,797,000.00	111,297,620.13
Buildings	0.00	0.00	22,343,510.12
Work in Progress - Assets	112,555.51	0.00	808,772.28
Total Fixed Assets	112,555.51	148,797,000.00	143,341,409.03
Non-current Assets			
Investments	0.00	391,000.00	788,924.54
Right of Use Assets	0.00	0.00	937,466.32
Total Non-current Assets	0.00	391,000.00	1,726,390.86
Total Assets	(32,023.45)	155,762,000.00	170,608,487.93
Liabilities			
Current Liabilities			
Provisions	(28,568.90)	2,478,000.00	3,654,933.59
Trade & Other Payables	570,197.91	1,134,000.00	2,949,467.22
Trusts Funds & Deposits	(21,203.21)	31,000.00	3,978.28
Loans & Borrowings	0.00	21,000.00	0.00
Lease Liability	0.00	0.00	334,805.43
Total Current Liabilities	520,425.80	3,664,000.00	6,943,184.52
Non-current Liabilities			
Lease Liability	0.00	0.00	595,190.29
Loans & Borrowings	0.00	37,000.00	73,764.46
Provisions	0.00	561,000.00	637,283.49
Total Non-current Liabilities	0.00	598,000.00	1,306,238.24
Total Liabilities	520,425.80	4,262,000.00	8,249,422.76
Net Assets	(552,449.25)	151,500,000.00	162,359,065.17
Equity			
Accumulated Surplus	(552,449.25)	74,226,000.00	84,944,149.65
Reserves	0.00	77,274,000.00	77,414,915.52
Total Equity	(552,449.25)	151,500,000.00	162,359,065.17

Council invested \$3,000,000 during the month of October. The breakdown of the investment amount is as follows:

National Australia Bank - \$1,000,000 30 days @ 0.25%

National Australia Bank - \$1,000,000 60 days @ 0.35%

National Australia Bank - \$1,000,000 90 days @ 0.50%

12.2 Revenue Report - November - Prepared by Chantelle Pitt**RECOMMENDATION:**

That the Revenue Report as at November 2020 be received.

Attachment: Revenue Report November 2020

Rates Report - November 2020

Prepared by Chantelle Pitt

Rate Classification	2019/2020 Budget	2019/2020 Actuals	2020/2021 Budget	Actual YTD Receipts	Rebates	Outstanding Rates			
						Current	Arrears & Legals	Interest	Total
Commercial	\$ 357,756.79	\$ 78,731.72	\$ 350,669.74	\$ (198,288.46)	\$ (2,915.53)	\$ 167,614.05	\$ 46,754.36	\$ 14,975.29	\$ 229,343.70
Farmland	\$ 8,490,975.31	\$ 341,712.09	\$ 8,711,808.47	\$ (840,699.61)	\$ (2,217.69)	\$ 8,011,313.87	\$ 166,197.60	\$ 7,689.07	\$ 8,185,200.54
Residential	\$ 2,153,631.60	\$ 662,940.59	\$ 2,130,023.41	\$ (669,333.55)	\$ (125,471.28)	\$ 1,470,282.86	\$ 554,731.35	\$ 155,333.85	\$ 2,180,348.06
Total	\$ 11,002,363.70	\$ 1,083,384.40	\$ 11,192,501.62	\$ (1,708,321.62)	\$ (130,604.50)	\$ 9,649,210.78	\$ 767,683.31	\$ 177,998.21	\$ 10,594,892.30

Rate Classification	2019/2020 Budget	2019/2020 Actuals	2020/2021 Budget	Actual YTD Receipts	Rebates	Outstanding Rates			
						Current	Arrears & Legals	Interest	Total
Kerbside Garbage Charges	\$ 761,746.68	\$ 230,954.98	\$ 780,314.63	\$ (249,200.46)	\$ (37,985.64)	\$ 543,558.39	\$ 137,844.49	\$ 42,680.63	\$ 724,083.51
Kerbside Recycling Charges	\$ 415,337.56	\$ 129,795.26	\$ 424,687.49	\$ (143,001.42)	\$ (27,512.82)	\$ 285,433.04	\$ 81,870.55	\$ 16,664.92	\$ 383,968.51
Municipal Charge	\$ 375,324.92	\$ 232,840.09	\$ 383,438.95	\$ (116,120.02)	\$ (16,488.70)	\$ 273,619.08	\$ 161,517.45	\$ 48,533.79	\$ 483,670.32
Fire Services Fixed Charge	\$ 763,776.00	\$ 293,947.02	\$ 777,973.00	\$ (214,861.50)	\$ (42,550.00)	\$ 561,223.67	\$ 213,648.26	\$ 39,636.59	\$ 814,508.52
Fire Services Levy	\$ 489,135.18	\$ 28,594.82	\$ 506,251.09	\$ (74,331.25)	\$ -	\$ 442,267.89	\$ 16,699.69	\$ 1,547.08	\$ 460,514.66
Credits	\$ -	\$ -	\$ -	\$ 94,709.97	\$ -	\$ (63,222.43)	\$ -	\$ -	\$ (63,222.43)
Total	\$ 2,805,320.34	\$ 916,132.17	\$ 2,872,665.16	\$ (702,804.68)	\$ (124,537.16)	\$ 2,042,879.64	\$ 611,580.44	\$ 149,063.01	\$ 2,803,523.09

Grand Total	\$ 13,807,684.04	\$ 1,999,516.57	\$ 14,065,166.78	\$ (2,411,126.30)	\$ (255,141.66)	\$ 11,692,090.42	\$ 1,379,263.75	\$ 327,061.22	\$ 13,398,415.39
--------------------	-------------------------	------------------------	-------------------------	--------------------------	------------------------	-------------------------	------------------------	----------------------	-------------------------

Breakdown of Outstanding Rates by Ward

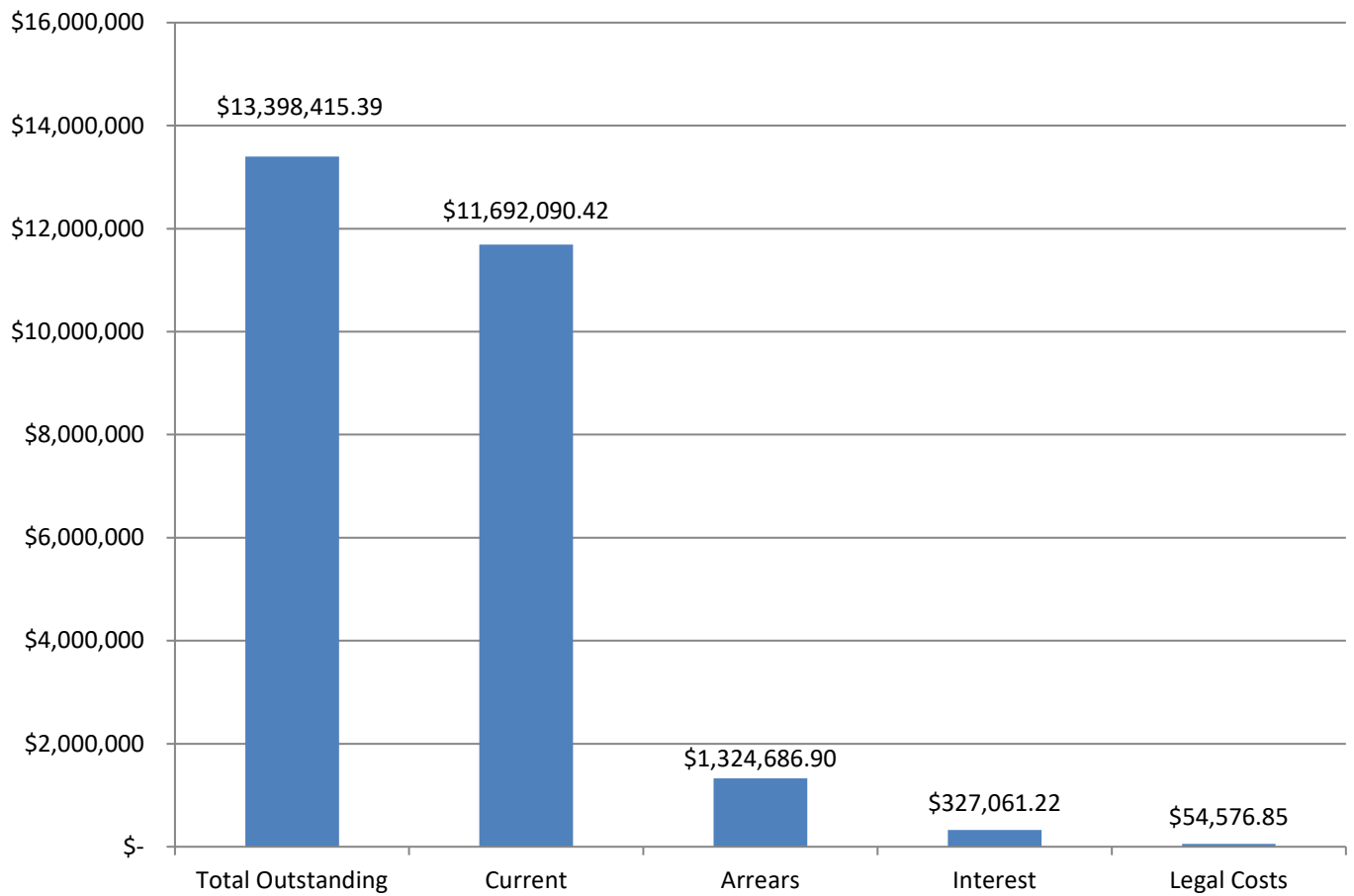
Dunmunkle Ward	2020/2021 Budget	Actual YTD Receipts	Rebates	Current	Arrears & Legals	Interest	Total
Commercial Rates	\$ 87,363.56	\$ (58,391.55)	\$ (1,781.21)	\$ 34,130.36	\$ 22,485.63	\$ 8,338.71	\$ 64,954.70
Farmland Rates	\$ 2,598,808.14	\$ (221,045.76)	\$ (525.41)	\$ 2,410,007.23	\$ 40,345.61	\$ 1,436.93	\$ 2,451,789.77
Residential Rates	\$ 645,855.21	\$ (230,293.89)	\$ (40,704.36)	\$ 423,216.99	\$ 179,454.90	\$ 41,143.14	\$ 643,815.03
Kerbside Garbage Charges	\$ 213,447.30	\$ (78,598.07)	\$ (12,814.46)	\$ 136,557.38	\$ 38,648.04	\$ 11,411.74	\$ 186,617.16
Kerbside Recycling Charges	\$ 127,807.81	\$ (47,550.05)	\$ (9,223.48)	\$ 80,639.01	\$ 26,264.13	\$ 6,133.35	\$ 113,036.49
Municipal Charge	\$ 111,992.65	\$ (36,167.87)	\$ (5,720.17)	\$ 76,810.30	\$ 37,760.91	\$ 9,989.42	\$ 124,560.63
Credits	\$ -	\$ 30,246.95	\$ -	\$ (21,269.21)	\$ -	\$ -	\$ (21,269.21)
Fire Services Fixed Charge	\$ 221,089.00	\$ (64,324.41)	\$ (14,300.00)	\$ 154,606.14	\$ 47,899.49	\$ 7,868.59	\$ 210,374.22
Fire Services Levy	\$ 148,271.70	\$ (21,092.84)	\$ -	\$ 130,249.10	\$ 4,996.36	\$ 540.37	\$ 135,785.83
Total	\$ 4,154,635.37	\$ (727,217.49)	\$ (85,069.09)	\$ 3,424,947.30	\$ 397,855.07	\$ 86,862.25	\$ 3,909,664.62

Hopetoun Ward	2020/2021 Budget	Actual YTD Receipts	Rebates	Current	Arrears & Legals	Interest	Total
Commercial Rates	\$ 92,574.76	\$ (65,273.85)	\$ (848.48)	\$ 26,943.44	\$ 8,674.45	\$ 5,168.50	\$ 40,786.39
Farmland Rates	\$ 2,748,437.22	\$ (357,024.12)	\$ (1,338.89)	\$ 2,430,845.95	\$ 70,753.86	\$ 5,050.98	\$ 2,506,650.79
Residential Rates	\$ 388,350.50	\$ (126,421.88)	\$ (30,010.42)	\$ 263,896.89	\$ 153,887.90	\$ 55,221.81	\$ 473,006.60
Kerbside Garbage Charges	\$ 174,328.09	\$ (58,138.10)	\$ (11,884.05)	\$ 118,296.66	\$ 50,581.87	\$ 21,849.05	\$ 190,727.58
Kerbside Recycling Charges	\$ 104,960.26	\$ (36,341.02)	\$ (8,913.58)	\$ 68,943.08	\$ 28,754.03	\$ 7,643.94	\$ 105,341.05
Municipal Charge	\$ 113,676.75	\$ (34,901.94)	\$ (5,249.92)	\$ 80,496.30	\$ 72,759.83	\$ 23,793.44	\$ 177,049.57
Credits	\$ -	\$ 23,037.59	\$ -	\$ (23,544.46)	\$ -	\$ -	\$ (23,544.46)
Fire Services Fixed Charge	\$ 241,190.00	\$ (66,451.28)	\$ (11,750.00)	\$ 175,022.46	\$ 96,646.70	\$ 20,140.29	\$ 291,809.45
Fire Services Levy	\$ 155,362.45	\$ (28,209.45)	\$ -	\$ 129,409.52	\$ 5,304.36	\$ 520.89	\$ 135,234.77
Total	\$ 4,018,880.03	\$ (749,724.05)	\$ (69,995.34)	\$ 3,270,309.84	\$ 487,363.00	\$ 139,388.90	\$ 3,897,061.74

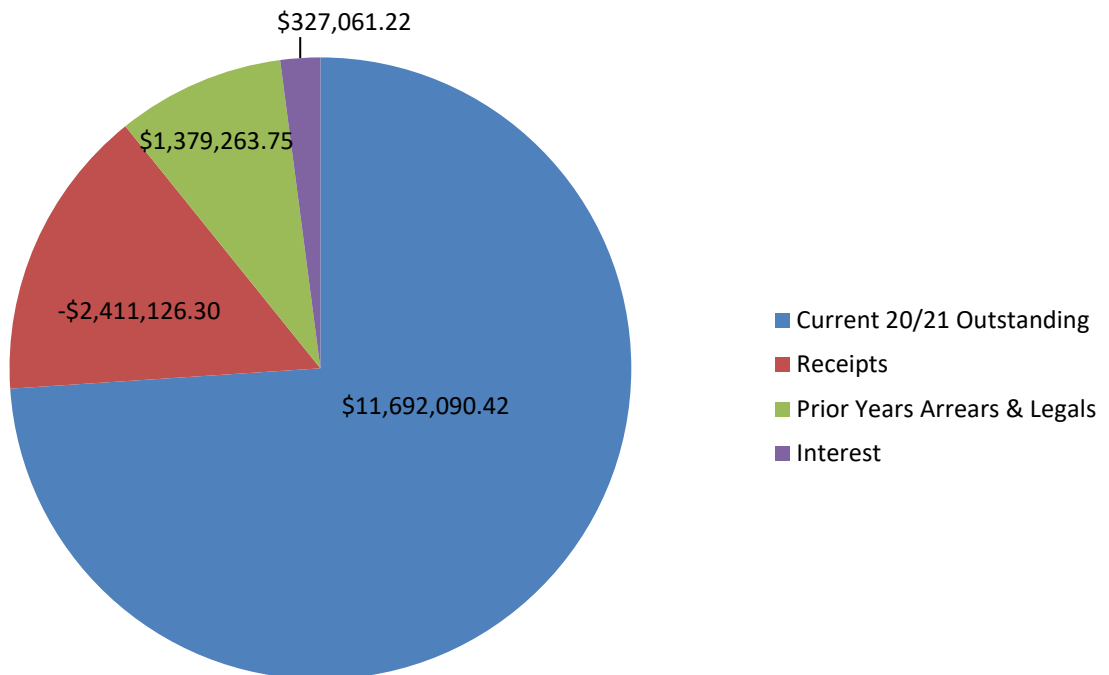
Warracknabeal Ward	2020/2021 Budget	Actual YTD Receipts	Rebates	Current	Arrears & Legals	Interest	Total
Commercial Rates	\$ 170,731.42	\$ (74,623.06)	\$ (285.84)	\$ 106,540.25	\$ 15,594.28	\$ 1,468.08	\$ 123,602.61
Farmland Rates	\$ 3,364,563.11	\$ (262,629.73)	\$ (353.39)	\$ 3,170,460.69	\$ 55,098.13	\$ 1,201.16	\$ 3,226,759.98
Residential Rates	\$ 1,095,817.70	\$ (312,617.78)	\$ (54,756.50)	\$ 783,168.98	\$ 221,388.55	\$ 58,968.90	\$ 1,063,526.43
Kerbside Garbage Charges	\$ 392,539.24	\$ (112,464.29)	\$ (13,287.13)	\$ 288,704.35	\$ 48,614.58	\$ 9,419.84	\$ 346,738.77
Kerbside Recycling Charges	\$ 191,919.42	\$ (59,110.35)	\$ (9,375.76)	\$ 135,850.95	\$ 26,852.39	\$ 2,887.63	\$ 165,590.97
Municipal Charge	\$ 157,769.55	\$ (45,050.21)	\$ (5,518.61)	\$ 116,312.48	\$ 50,996.71	\$ 14,750.93	\$ 182,060.12
Credits	\$ -	\$ 41,425.43	\$ -	\$ (18,408.76)	\$ -	\$ -	\$ (18,408.76)
Fire Services Fixed Charge	\$ 315,694.00	\$ (84,085.81)	\$ (16,500.00)	\$ 231,595.07	\$ 69,102.07	\$ 11,627.71	\$ 312,324.85
Fire Services Levy	\$ 202,616.94	\$ (25,028.96)	\$ -	\$ 182,609.27	\$ 6,398.97	\$ 485.82	\$ 189,494.06
Total	\$ 5,891,651.38	\$ (934,184.76)	\$ (100,077.23)	\$ 4,996,833.28	\$ 494,045.68	\$ 100,810.07	\$ 5,591,689.03

Grand Total	\$ 14,065,166.78	\$ (2,411,126.30)	\$ (255,141.66)	\$ 11,692,090.42	\$ 1,379,263.75	\$ 327,061.22	\$ 13,398,415.39
--------------------	-------------------------	--------------------------	------------------------	-------------------------	------------------------	----------------------	-------------------------

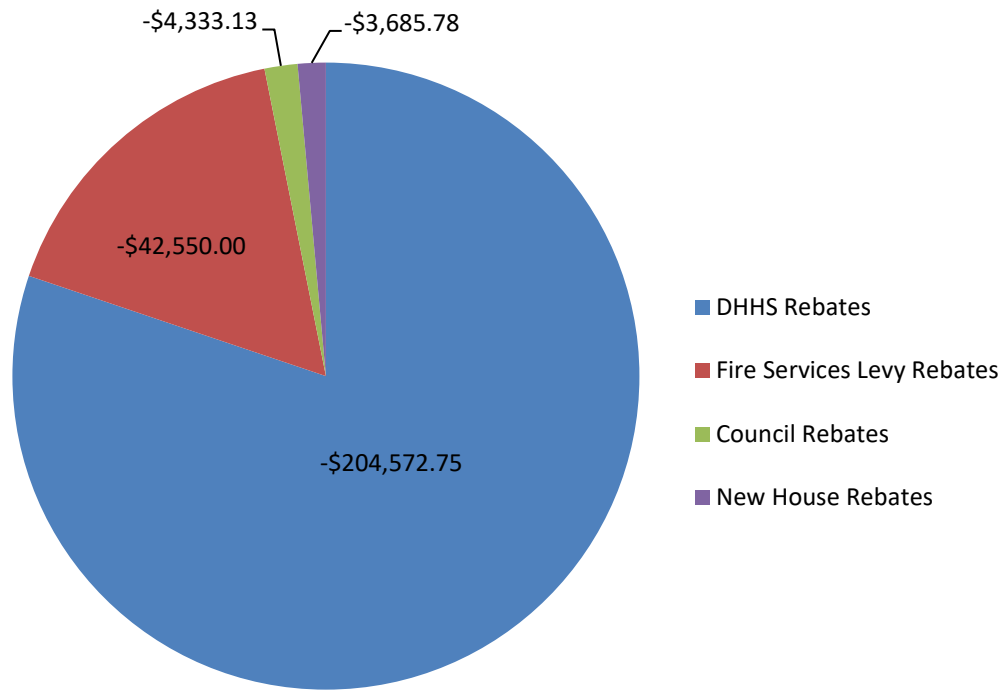
Breakdown of Rates Outstanding



Breakdown of Rates Outstanding

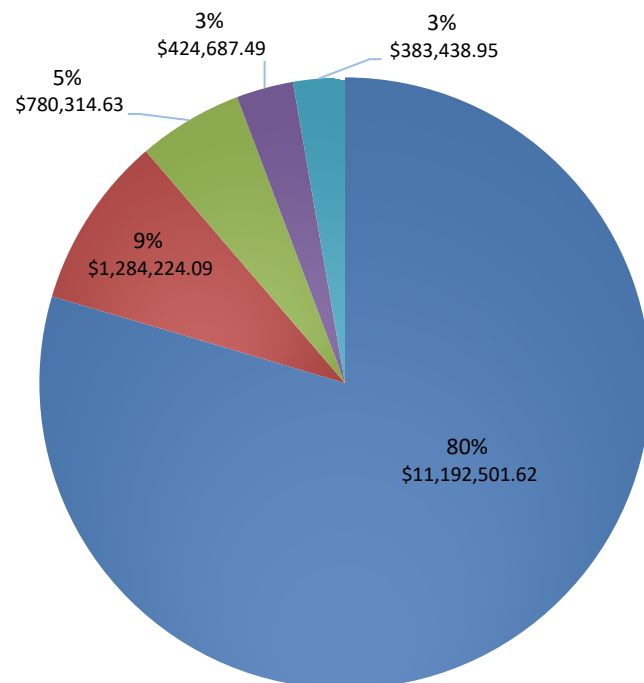


2020/21 Rebates

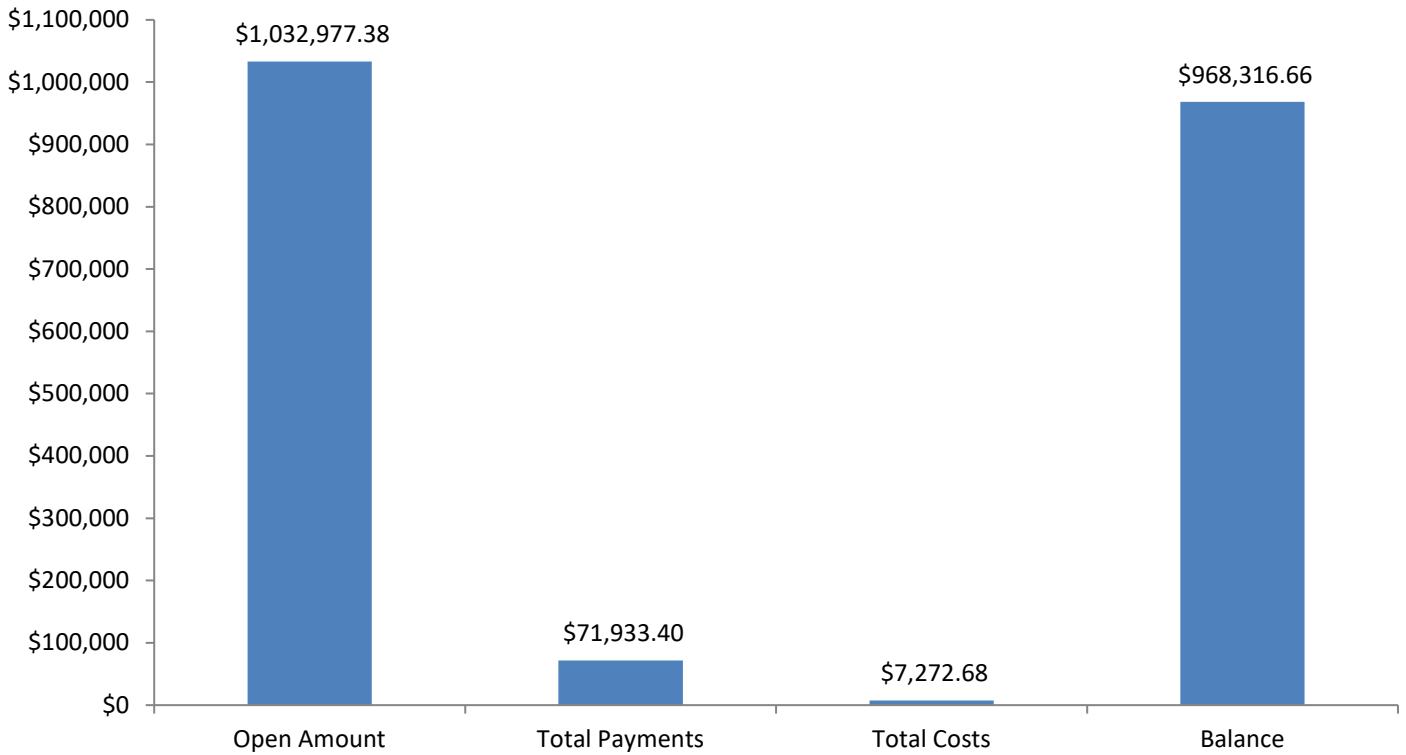


Rates & Charges Calculation 2020/21

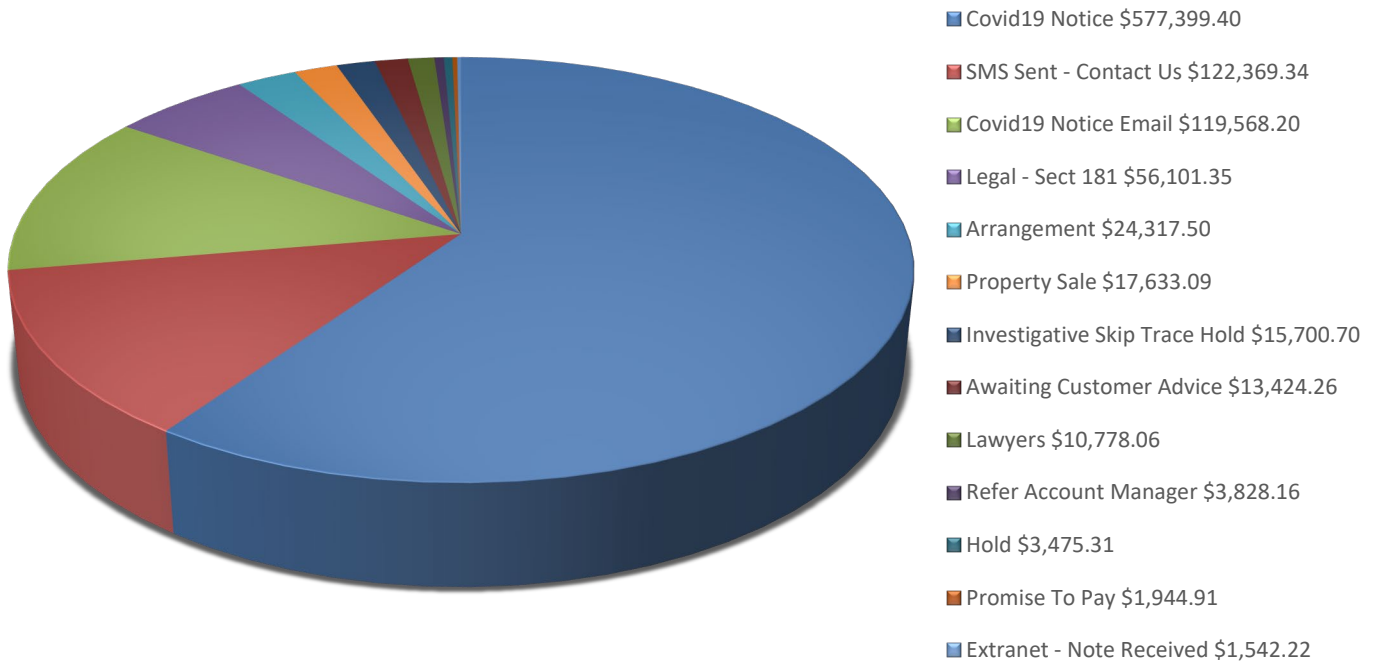
● General Rates ● FSPL ● Garbage ● Recycling ● Municipal Charge



CollectAU Debt Collection Report Summary



CollectAU Debt Collection Account Status



Account No.	Status	Principal	Payments	Costs	Balance
32280	Hold	\$3,475.31	\$0.00	\$0.00	\$3,475.31
32281	Legal - Sect 181	\$15,716.58	\$0.00	\$0.00	\$15,716.58
32282	Legal - Sect 181	\$14,432.08	\$0.00	\$12.08	\$14,444.16
32283	Lawyers	\$4,621.87	\$0.00	\$0.00	\$4,621.87
32284	Lawyers	\$6,127.19	\$0.00	\$29.00	\$6,156.19
32285	Legal - Sect 181	\$22,390.61	\$0.00	\$3,550.00	\$25,940.61
32289	Paid - Closed	\$58,276.46	\$60,457.26	\$2,180.80	\$0.00
32393	Investigative Skip Trace Hold	\$14,199.90	\$0.00	\$1,500.80	\$15,700.70
32736	Property Sale	\$17,633.09	\$0.00	\$0.00	\$17,633.09
38970	COVID19 Notice	\$11,099.67	\$0.00	\$0.00	\$11,099.67
38971	COVID19 Notice	\$14,227.71	\$0.00	\$0.00	\$14,227.71
38972	COVID19 Notice	\$1,839.66	\$0.00	\$0.00	\$1,839.66
38973	COVID19 Notice Email	\$4,357.36	\$0.00	\$0.00	\$4,357.36
38974	COVID19 Notice	\$5,767.45	\$0.00	\$0.00	\$5,767.45
38975	COVID19 Notice Email	\$3,300.63	\$0.00	\$0.00	\$3,300.63
38976	COVID19 Notice	\$184.00	\$0.00	\$0.00	\$184.00
38977	COVID19 Notice	\$852.87	\$0.00	\$0.00	\$852.87
38978	COVID19 Notice	\$880.98	\$0.00	\$0.00	\$880.98
38979	COVID19 Notice	\$574.92	\$0.00	\$0.00	\$574.92
38980	COVID19 Notice	\$3,094.91	\$0.00	\$0.00	\$3,094.91
38981	COVID19 Notice	\$1,768.54	\$0.00	\$0.00	\$1,768.54
38982	SMS Sent - Contact Us	\$14,909.28	\$0.00	\$0.00	\$14,909.28
38983	COVID19 Notice	\$1,240.01	\$0.00	\$0.00	\$1,240.01
38984	COVID19 Notice Email	\$4,034.97	\$0.00	\$0.00	\$4,034.97
38985	COVID19 Notice Email	\$804.79	\$0.00	\$0.00	\$804.79
38986	COVID19 Notice Email	\$7,815.88	\$0.00	\$0.00	\$7,815.88
38987	COVID19 Notice	\$13,246.30	\$0.00	\$0.00	\$13,246.30
38988	Promise to Pay	\$255.64	\$255.64	\$0.00	\$0.00
38989	COVID19 Notice Email	\$957.68	\$0.00	\$0.00	\$957.68
38990	COVID19 Notice	\$239.00	\$0.00	\$0.00	\$239.00
38991	COVID19 Notice	\$322.00	\$0.00	\$0.00	\$322.00
38992	Paid - Closed	\$234.16	\$0.00	\$0.00	\$234.16
38993	COVID19 Notice	\$5,753.02	\$0.00	\$0.00	\$5,753.02
38994	COVID19 Notice	\$6,787.68	\$0.00	\$0.00	\$6,787.68
38995	COVID19 Notice	\$407.89	\$0.00	\$0.00	\$407.89
38996	Awaiting Customer Advice	\$1,486.63	\$0.00	\$0.00	\$1,486.63
38997	COVID19 Notice	\$9,333.45	\$0.00	\$0.00	\$9,333.45
38998	COVID19 Notice	\$4,487.81	\$0.00	\$0.00	\$4,487.81
39000	COVID19 Notice	\$914.01	\$0.00	\$0.00	\$914.01
39001	COVID19 Notice	\$1,343.45	\$0.00	\$0.00	\$1,343.45
39002	COVID19 Notice	\$1,484.31	\$0.00	\$0.00	\$1,484.31
39003	COVID19 Notice	\$206.00	\$0.00	\$0.00	\$206.00
39004	Awaiting Customer Advice	\$2,790.56	\$0.00	\$0.00	\$2,790.56
39005	Awaiting Customer Advice	\$3,667.50	\$0.00	\$0.00	\$3,667.50
39006	Awaiting Customer Advice	\$3,407.93	\$0.00	\$0.00	\$3,407.93
39007	Paid - Closed	\$712.34	\$712.34	\$0.00	\$0.00
39008	COVID19 Notice	\$3,722.08	\$0.00	\$0.00	\$3,722.08
39009	COVID19 Notice	\$2,663.55	\$0.00	\$0.00	\$2,663.55
39010	COVID19 Notice Email	\$3,553.38	\$0.00	\$0.00	\$3,553.38
39011	COVID19 Notice	\$1,173.13	\$0.00	\$0.00	\$1,173.13
39012	COVID19 Notice	\$14,246.60	\$0.00	\$0.00	\$14,246.60
39013	COVID19 Notice	\$765.00	\$0.00	\$0.00	\$765.00
39014	COVID19 Notice	\$2,481.11	\$0.00	\$0.00	\$2,481.11
39015	COVID19 Notice	\$22,377.17	\$0.00	\$0.00	\$22,377.17
39016	COVID19 Notice	\$5,066.70	\$0.00	\$0.00	\$5,066.70

Account No.	Status	Principal	Payments	Costs	Balance
39017	COVID19 Notice	\$9,977.26	\$0.00	\$0.00	\$9,977.26
39018	COVID19 Notice	\$3,227.03	\$0.00	\$0.00	\$3,227.03
39019	COVID19 Notice	\$7,243.70	\$0.00	\$0.00	\$7,243.70
39020	COVID19 Notice	\$3,467.45	\$0.00	\$0.00	\$3,467.45
39021	COVID19 Notice	\$5,062.34	\$0.00	\$0.00	\$5,062.34
39022	Refer Account Manager	\$3,147.25	\$1,000.00	\$0.00	\$2,147.25
39023	Paid - Closed	\$973.03	\$973.03	\$0.00	\$0.00
39024	COVID19 Notice	\$1,961.06	\$0.00	\$0.00	\$1,961.06
39025	COVID19 Notice	\$198.72	\$0.00	\$0.00	\$198.72
39026	COVID19 Notice	\$8,447.98	\$0.00	\$0.00	\$8,447.98
39027	COVID19 Notice	\$3,565.93	\$0.00	\$0.00	\$3,565.93
39028	COVID19 Notice	\$1,676.20	\$0.00	\$0.00	\$1,676.20
39029	COVID19 Notice	\$2,319.41	\$0.00	\$0.00	\$2,319.41
39030	COVID19 Notice	\$1,296.00	\$0.00	\$0.00	\$1,296.00
39031	COVID19 Notice	\$1,450.94	\$0.00	\$0.00	\$1,450.94
39032	COVID19 Notice	\$524.01	\$0.00	\$0.00	\$524.01
39033	COVID19 Notice	\$2,846.97	\$0.00	\$0.00	\$2,846.97
39034	COVID19 Notice	\$7,450.96	\$0.00	\$0.00	\$7,450.96
39035	Arrangement	\$1,484.49	\$200.00	\$0.00	\$1,284.49
39036	COVID19 Notice	\$614.20	\$0.00	\$0.00	\$614.20
39037	COVID19 Notice	\$3,142.36	\$0.00	\$0.00	\$3,142.36
39038	COVID19 Notice	\$524.03	\$0.00	\$0.00	\$524.03
39039	COVID19 Notice	\$3,732.10	\$0.00	\$0.00	\$3,732.10
39040	COVID19 Notice	\$1,098.99	\$0.00	\$0.00	\$1,098.99
39041	COVID19 Notice	\$1,117.28	\$0.00	\$0.00	\$1,117.28
39042	COVID19 Notice	\$543.28	\$0.00	\$0.00	\$543.28
39043	COVID19 Notice	\$10,161.74	\$0.00	\$0.00	\$10,161.74
39044	COVID19 Notice Email	\$935.71	\$0.00	\$0.00	\$935.71
39045	COVID19 Notice	\$815.57	\$0.00	\$0.00	\$815.57
39046	COVID19 Notice	\$2,756.85	\$0.00	\$0.00	\$2,756.85
39047	COVID19 Notice	\$2,246.70	\$0.00	\$0.00	\$2,246.70
39048	COVID19 Notice	\$396.60	\$0.00	\$0.00	\$396.60
39049	COVID19 Notice	\$8,861.12	\$0.00	\$0.00	\$8,861.12
39050	COVID19 Notice	\$188.61	\$0.00	\$0.00	\$188.61
39051	COVID19 Notice	\$8,262.80	\$0.00	\$0.00	\$8,262.80
39052	COVID19 Notice	\$5,618.05	\$0.00	\$0.00	\$5,618.05
39053	COVID19 Notice	\$8,705.64	\$0.00	\$0.00	\$8,705.64
39054	COVID19 Notice	\$426.50	\$0.00	\$0.00	\$426.50
39055	COVID19 Notice	\$4,271.18	\$0.00	\$0.00	\$4,271.18
39056	COVID19 Notice	\$406.00	\$0.00	\$0.00	\$406.00
39057	COVID19 Notice	\$767.00	\$0.00	\$0.00	\$767.00
39058	COVID19 Notice	\$414.00	\$0.00	\$0.00	\$414.00
39059	COVID19 Notice	\$1,002.00	\$0.00	\$0.00	\$1,002.00
39060	COVID19 Notice	\$12,910.56	\$0.00	\$0.00	\$12,910.56
39061	COVID19 Notice	\$4,709.87	\$0.00	\$0.00	\$4,709.87
39062	COVID19 Notice	\$838.16	\$0.00	\$0.00	\$838.16
39063	COVID19 Notice	\$3,704.02	\$0.00	\$0.00	\$3,704.02
39064	Arrangement	\$1,515.10	\$0.00	\$0.00	\$1,515.10
39065	COVID19 Notice	\$3,140.79	\$0.00	\$0.00	\$3,140.79
39066	COVID19 Notice Email	\$2,173.37	\$0.00	\$0.00	\$2,173.37
39067	COVID19 Notice Email	\$2,133.88	\$0.00	\$0.00	\$2,133.88
39068	COVID19 Notice	\$340.00	\$0.00	\$0.00	\$340.00
39069	COVID19 Notice	\$3,298.54	\$0.00	\$0.00	\$3,298.54
39070	COVID19 Notice	\$1,945.88	\$0.00	\$0.00	\$1,945.88
39071	COVID19 Notice	\$1,375.01	\$0.00	\$0.00	\$1,375.01

Account No.	Status	Principal	Payments	Costs	Balance
39072	SMS Sent - Contact Us	\$10,487.53	\$0.00	\$0.00	\$10,487.53
39073	COVID19 Notice Email	\$2,089.77	\$0.00	\$0.00	\$2,089.77
39074	COVID19 Notice Email	\$1,527.36	\$0.00	\$0.00	\$1,527.36
39075	Promise to Pay	\$342.00	\$0.00	\$0.00	\$342.00
39076	COVID19 Notice	\$3,505.50	\$0.00	\$0.00	\$3,505.50
39077	COVID19 Notice	\$6,093.19	\$0.00	\$0.00	\$6,093.19
39078	Promise to Pay	\$1,602.91	\$0.00	\$0.00	\$1,602.91
39079	COVID19 Notice	\$2,999.68	\$0.00	\$0.00	\$2,999.68
39080	COVID19 Notice	\$2,746.02	\$0.00	\$0.00	\$2,746.02
39081	COVID19 Notice	\$216.08	\$0.00	\$0.00	\$216.08
39082	COVID19 Notice	\$200.00	\$0.00	\$0.00	\$200.00
39083	COVID19 Notice	\$2,438.30	\$0.00	\$0.00	\$2,438.30
39084	COVID19 Notice Email	\$2,982.96	\$0.00	\$0.00	\$2,982.96
39085	COVID19 Notice	\$6,205.39	\$0.00	\$0.00	\$6,205.39
39086	COVID19 Notice	\$1,142.90	\$0.00	\$0.00	\$1,142.90
39087	COVID19 Notice	\$883.61	\$0.00	\$0.00	\$883.61
39088	COVID19 Notice	\$352.35	\$0.00	\$0.00	\$352.35
39089	COVID19 Notice	\$1,755.00	\$0.00	\$0.00	\$1,755.00
39090	COVID19 Notice	\$1,240.21	\$0.00	\$0.00	\$1,240.21
39091	COVID19 Notice	\$1,403.00	\$0.00	\$0.00	\$1,403.00
39092	COVID19 Notice Email	\$573.80	\$0.00	\$0.00	\$573.80
39093	COVID19 Notice Email	\$988.51	\$0.00	\$0.00	\$988.51
39094	COVID19 Notice Email	\$385.70	\$0.00	\$0.00	\$385.70
39095	COVID19 Notice	\$7,575.90	\$0.00	\$0.00	\$7,575.90
39096	COVID19 Notice	\$1,000.62	\$0.00	\$0.00	\$1,000.62
39097	COVID19 Notice	\$859.83	\$0.00	\$0.00	\$859.83
39098	COVID19 Notice Email	\$688.67	\$0.00	\$0.00	\$688.67
39099	COVID19 Notice	\$8,155.94	\$0.00	\$0.00	\$8,155.94
39100	Arrangement	\$901.39	\$0.00	\$0.00	\$901.39
39101	COVID19 Notice Email	\$123.00	\$0.00	\$0.00	\$123.00
39102	COVID19 Notice	\$1,430.84	\$0.00	\$0.00	\$1,430.84
39103	COVID19 Notice	\$2,219.25	\$0.00	\$0.00	\$2,219.25
39104	COVID19 Notice	\$681.00	\$0.00	\$0.00	\$681.00
39105	COVID19 Notice Email	\$699.00	\$0.00	\$0.00	\$699.00
39106	Extranet - Note Received	\$1,542.22	\$0.00	\$0.00	\$1,542.22
39107	COVID19 Notice	\$4,656.18	\$0.00	\$0.00	\$4,656.18
39108	COVID19 Notice	\$1,571.62	\$0.00	\$0.00	\$1,571.62
39109	COVID19 Notice Email	\$6,502.37	\$0.00	\$0.00	\$6,502.37
39110	COVID19 Notice Email	\$1,887.06	\$0.00	\$0.00	\$1,887.06
39111	Arrangement	\$4,587.18	\$0.00	\$0.00	\$4,587.18
39112	COVID19 Notice Email	\$986.29	\$0.00	\$0.00	\$986.29
39113	COVID19 Notice	\$1,217.54	\$0.00	\$0.00	\$1,217.54
39114	Arrangement	\$3,788.01	\$0.00	\$0.00	\$3,788.01
39115	Arrangement	\$903.00	\$0.00	\$0.00	\$903.00
39116	COVID19 Notice	\$1,820.19	\$0.00	\$0.00	\$1,820.19
39117	COVID19 Notice	\$1,521.03	\$0.00	\$0.00	\$1,521.03
39118	COVID19 Notice	\$900.95	\$0.00	\$0.00	\$900.95
39119	COVID19 Notice	\$2,872.15	\$0.00	\$0.00	\$2,872.15
39120	COVID19 Notice	\$9,776.96	\$0.00	\$0.00	\$9,776.96
39121	COVID19 Notice	\$489.32	\$0.00	\$0.00	\$489.32
39122	SMS Sent - Contact Us	\$21,837.29	\$0.00	\$0.00	\$21,837.29
39123	COVID19 Notice	\$5,313.38	\$0.00	\$0.00	\$5,313.38
39124	Arrangement	\$1,881.08	\$0.00	\$0.00	\$1,881.08
39125	COVID19 Notice Email	\$449.00	\$0.00	\$0.00	\$449.00
39126	COVID19 Notice	\$5,259.76	\$0.00	\$0.00	\$5,259.76

Account No.	Status	Principal	Payments	Costs	Balance
39127	COVID19 Notice	\$869.77	\$0.00	\$0.00	\$869.77
39128	Arrangement	\$3,032.90	\$200.00	\$0.00	\$2,832.90
39129	Paid - Closed	\$163.00	\$163.00	\$0.00	\$0.00
39130	Refer Account Manager	\$1,680.91	\$0.00	\$0.00	\$1,680.91
39131	COVID19 Notice	\$1,127.71	\$0.00	\$0.00	\$1,127.71
39132	COVID19 Notice	\$4,042.91	\$0.00	\$0.00	\$4,042.91
39133	COVID19 Notice	\$1,356.08	\$0.00	\$0.00	\$1,356.08
39134	COVID19 Notice	\$18,315.43	\$0.00	\$0.00	\$18,315.43
39135	SMS Sent - Contact Us	\$20,210.62	\$0.00	\$0.00	\$20,210.62
39136	COVID19 Notice	\$3,729.68	\$0.00	\$0.00	\$3,729.68
39137	COVID19 Notice	\$308.00	\$0.00	\$0.00	\$308.00
39138	COVID19 Notice Email	\$11,363.99	\$0.00	\$0.00	\$11,363.99
39139	COVID19 Notice	\$2,925.33	\$0.00	\$0.00	\$2,925.33
39140	COVID19 Notice	\$2,068.94	\$0.00	\$0.00	\$2,068.94
39141	Paid - Closed	\$989.91	\$989.91	\$0.00	\$0.00
39142	COVID19 Notice Email	\$1,299.73	\$1,299.73	\$0.00	\$0.00
39143	COVID19 Notice	\$388.91	\$0.00	\$0.00	\$388.91
39144	COVID19 Notice	\$1,086.96	\$0.00	\$0.00	\$1,086.96
39145	COVID19 Notice	\$565.53	\$0.00	\$0.00	\$565.53
39146	Arrangement	\$6,724.35	\$100.00	\$0.00	\$6,624.35
39147	COVID19 Notice	\$1,616.22	\$0.00	\$0.00	\$1,616.22
39148	Paid - Closed	\$4,518.86	\$4,518.86	\$0.00	\$0.00
39149	COVID19 Notice	\$1,671.91	\$0.00	\$0.00	\$1,671.91
39150	COVID19 Notice	\$3,604.71	\$0.00	\$0.00	\$3,604.71
39151	COVID19 Notice Email	\$1,372.13	\$0.00	\$0.00	\$1,372.13
39152	COVID19 Notice Email	\$3,872.56	\$0.00	\$0.00	\$3,872.56
39153	COVID19 Notice	\$12,816.50	\$0.00	\$0.00	\$12,816.50
39154	COVID19 Notice	\$838.00	\$0.00	\$0.00	\$838.00
39155	SMS Sent - Contact Us	\$15,657.14	\$0.00	\$0.00	\$15,657.14
39156	COVID19 Notice	\$4,178.71	\$0.00	\$0.00	\$4,178.71
39157	Paid - Closed	\$198.72	\$198.72	\$0.00	\$0.00
39158	COVID19 Notice	\$9,962.09	\$0.00	\$0.00	\$9,962.09
39159	COVID19 Notice	\$1,831.29	\$0.00	\$0.00	\$1,831.29
39160	COVID19 Notice	\$4,149.23	\$0.00	\$0.00	\$4,149.23
39161	COVID19 Notice	\$2,445.34	\$0.00	\$0.00	\$2,445.34
39162	COVID19 Notice	\$10,161.08	\$0.00	\$0.00	\$10,161.08
39163	COVID19 Notice	\$196.00	\$0.00	\$0.00	\$196.00
39164	COVID19 Notice	\$471.00	\$0.00	\$0.00	\$471.00
39165	COVID19 Notice	\$4,997.61	\$0.00	\$0.00	\$4,997.61
39166	COVID19 Notice	\$17,744.53	\$0.00	\$0.00	\$17,744.53
39167	COVID19 Notice	\$4,527.50	\$0.00	\$0.00	\$4,527.50
39168	COVID19 Notice	\$754.58	\$0.00	\$0.00	\$754.58
39169	COVID19 Notice	\$2,013.00	\$0.00	\$0.00	\$2,013.00
39170	COVID19 Notice	\$2,194.64	\$0.00	\$0.00	\$2,194.64
39171	COVID19 Notice Email	\$568.12	\$0.00	\$0.00	\$568.12
39172	COVID19 Notice	\$1,354.10	\$0.00	\$0.00	\$1,354.10
39173	COVID19 Notice	\$1,689.92	\$0.00	\$0.00	\$1,689.92
39174	Paid - Closed	\$293.57	\$293.57	\$0.00	\$0.00
39175	COVID19 Notice	\$2,451.01	\$0.00	\$0.00	\$2,451.01
39176	COVID19 Notice	\$249.00	\$0.00	\$0.00	\$249.00
39177	COVID19 Notice	\$1,748.70	\$0.00	\$0.00	\$1,748.70
39178	COVID19 Notice Email	\$2,359.26	\$0.00	\$0.00	\$2,359.26
39179	COVID19 Notice Email	\$1,400.82	\$0.00	\$0.00	\$1,400.82
39180	COVID19 Notice	\$6,654.98	\$0.00	\$0.00	\$6,654.98
39181	COVID19 Notice	\$3,399.69	\$0.00	\$0.00	\$3,399.69

Account No.	Status	Principal	Payments	Costs	Balance
39182	COVID19 Notice	\$1,405.17	\$0.00	\$0.00	\$1,405.17
39183	COVID19 Notice Email	\$951.98	\$0.00	\$0.00	\$951.98
39184	COVID19 Notice Email	\$1,365.44	\$0.00	\$0.00	\$1,365.44
39185	COVID19 Notice	\$2,280.54	\$0.00	\$0.00	\$2,280.54
39186	COVID19 Notice	\$4,361.26	\$0.00	\$0.00	\$4,361.26
39187	COVID19 Notice	\$1,550.79	\$0.00	\$0.00	\$1,550.79
39188	Awaiting Customer Advice	\$211.00	\$0.00	\$0.00	\$211.00
39189	COVID19 Notice	\$585.82	\$0.00	\$0.00	\$585.82
39190	COVID19 Notice	\$194.00	\$0.00	\$0.00	\$194.00
39191	COVID19 Notice	\$606.06	\$0.00	\$0.00	\$606.06
39192	COVID19 Notice Email	\$1,812.68	\$0.00	\$0.00	\$1,812.68
39193	COVID19 Notice	\$2,146.09	\$0.00	\$0.00	\$2,146.09
39194	COVID19 Notice	\$1,316.42	\$0.00	\$0.00	\$1,316.42
39195	SMS Sent - Contact Us	\$13,957.29	\$0.00	\$0.00	\$13,957.29
39196	COVID19 Notice Email	\$641.31	\$0.00	\$0.00	\$641.31
39197	COVID19 Notice Email	\$1,185.92	\$0.00	\$0.00	\$1,185.92
39198	COVID19 Notice	\$1,609.69	\$0.00	\$0.00	\$1,609.69
39199	SMS Sent - Contact Us	\$14,470.75	\$0.00	\$0.00	\$14,470.75
39200	COVID19 Notice Email	\$308.25	\$0.00	\$0.00	\$308.25
39201	COVID19 Notice	\$2,168.88	\$0.00	\$0.00	\$2,168.88
39202	COVID19 Notice	\$2,312.28	\$0.00	\$0.00	\$2,312.28
39203	COVID19 Notice	\$12,527.54	\$0.00	\$0.00	\$12,527.54
39204	COVID19 Notice	\$5,046.20	\$0.00	\$0.00	\$5,046.20
39205	COVID19 Notice Email	\$1,097.18	\$0.00	\$0.00	\$1,097.18
39206	COVID19 Notice	\$812.24	\$0.00	\$0.00	\$812.24
39207	COVID19 Notice Email	\$1,517.10	\$0.00	\$0.00	\$1,517.10
39208	COVID19 Notice Email	\$4,878.61	\$0.00	\$0.00	\$4,878.61
39209	COVID19 Notice	\$329.00	\$0.00	\$0.00	\$329.00
39210	COVID19 Notice Email	\$13,367.72	\$0.00	\$0.00	\$13,367.72
39211	SMS Sent - Contact Us	\$10,839.44	\$0.00	\$0.00	\$10,839.44
39212	COVID19 Notice Email	\$2,905.08	\$0.00	\$0.00	\$2,905.08
39213	COVID19 Notice	\$2,568.53	\$0.00	\$0.00	\$2,568.53
39214	COVID19 Notice	\$4,776.04	\$0.00	\$0.00	\$4,776.04
39215	Awaiting Customer Advice	\$1,860.64	\$0.00	\$0.00	\$1,860.64
39216	COVID19 Notice Email	\$1,988.71	\$0.00	\$0.00	\$1,988.71
39217	COVID19 Notice Email	\$963.60	\$0.00	\$0.00	\$963.60
39218	COVID19 Notice Email	\$9,183.47	\$0.00	\$0.00	\$9,183.47
39219	COVID19 Notice	\$1,920.95	\$0.00	\$0.00	\$1,920.95
39220	COVID19 Notice	\$1,071.42	\$0.00	\$0.00	\$1,071.42
39221	COVID19 Notice Email	\$1,043.76	\$0.00	\$0.00	\$1,043.76
39222	COVID19 Notice Email	\$978.93	\$0.00	\$0.00	\$978.93
39223	COVID19 Notice Email	\$303.05	\$0.00	\$0.00	\$303.05
39224	COVID19 Notice Email	\$381.12	\$0.00	\$0.00	\$381.12
39225	COVID19 Notice	\$672.33	\$0.00	\$0.00	\$672.33
39226	COVID19 Notice Email	\$640.68	\$0.00	\$0.00	\$640.68
39227	COVID19 Notice	\$256.50	\$0.00	\$0.00	\$256.50
39228	COVID19 Notice Email	\$2,779.93	\$0.00	\$0.00	\$2,779.93
39229	Paid - Closed	\$255.64	\$255.64	\$0.00	\$0.00
39230	COVID19 Notice	\$269.00	\$0.00	\$0.00	\$269.00
39231	Paid - Closed	\$315.70	\$315.70	\$0.00	\$0.00
39232	COVID19 Notice Email	\$385.66	\$0.00	\$0.00	\$385.66
Grand Total		\$1,032,977.38	\$71,933.40	\$7,272.68	\$968,316.66

12.3 Adoption of Annual Report 2019/2020 – Prepared by Anita McFarlane

SUMMARY

Yarriambiack Shire Council is required under S.131 of the Local Government Act 1989 (the Act) to produce and provide to the Minister for Local Government each year an Annual Report on the operations of Council for the financial year ending 30 June of that year. This report includes the Annual Financial Statements and the Performance Statement.

For the 2019/20 year this report should be submitted to the Minister for Local Government by 30 November 2020 this date was extended due to the implications of COVID-19. This report includes a copy of the Council's 2019-20 Annual Report for information and seeks that Council formally adopt the 2019-20 Annual Report.

RECOMMENDATION

That Council:

Adopts the attached draft 2019-20 Annual Report and authorises Council officers to submit the 2019-20 Annual Report to the Minister for Local Government.

ATTACHMENTS

Attachment: Annual Report 2019-20

DISCUSSION

The Annual Report summarises Council operations and provides general information about Council's activities over a 12 month period to 30 June 2020. The Annual Report contains statutory requirements and includes the audited Financial Statements and the Performance Statement as appendices.

The Annual Report also provides a number of departmental reports which provide additional information regarding Council's activities throughout the 2019/20 financial year.

The Annual Financial Statements and Performance Statement is audited by an agent of the Victorian Auditor General's Office before being submitted to the Minister.

It should be noted that the 2019/20 Annual Report as well as the 2019/20 Annual Financial Statements and Performance Statement are prepared under the auspices of the Local Government Act 1989 and the Local Government (Planning and Reporting) Regulations 2014 and as such do not for this year reflect all of the additional provisions of the Local Government Act 2020.

RELEVANT LAW

Local Government Act 1989 (section 131, 134, 134(2)(b))

COUNCIL PLANS AND POLICIES

Yarriambiack Shire Council Plan 2017 – 2021

RELATED COUNCIL DECISIONS

Council Minutes 21 October 2020

That Council:

1. Approves "in principle" the draft Annual Financial Report (attachment 1) for the year ended 30 June 2020, and the draft Performance Statement (attachment 2); and

2. Nominates Councillor Kylie Zanker and Councillor Jean Wise to be authorised to sign the Financial Statement and Performance Statement in their final form after any changes recommended, or agreed to, by auditor have been made.

SUSTAINABILITY IMPLICATIONS

- *Economic* issues - have been taken into account during the annual report process
- *Social* issues - have been taken into account during the annual report process
- *Environmental issues* - have been taken into account during the annual report process.
- *Climate change* - There are no climate change considerations arising from this report.
- *Financial* - This is a statutory procedural matter, the associated costs for which are contained within the operating budget. Council's Audit and Risk Committee has reviewed the Annual Financial and Performance Statements and accepted in principle the statements, barring any material variations requested by the Victorian Auditor General's Office.

COMMUNITY ENGAGEMENT

Public notice was given on Monday, 22 October in the local newspapers, in accordance with Section 134 of the Act that the Yarriambiack Shire Council 2019-20 Annual Report, will be discussed at this meeting of Council. Copies of the Draft Yarriambiack Shire Council 2019-20 Annual Report were made available at the Yarriambiack Shire Council Office in Warracknabeal and Gateway BEET in Hopetoun and it was also available on the Council website for public inspection in accordance with Sections 131 and 134 of the Act.

RISK

Utilising the Risk Management Framework 2019, the following assessment has been made:

Risk Rating	Consequence	Risk Description	Action
Rare	Major	Legal/Regulatory Risk Non-compliance with legal requirements	The recommendations in this report comply with statutory requirements of the Local Government Act 1989 and the Local Government (Planning and Reporting)

REGIONAL, STATE AND NATIONAL PLANS AND POLICIES

Not applicable

CONFLICTS OF INTEREST

All officers involved in the preparation of this report have declared that they do not have a conflict of interest in the subject matter of this report.

Warracknabeal
Murtoa
Hopetoun
Minyip
Rupanyup
Beulah
Brim
Lascelles
Lubeck
Lah
Patchewollock
Speed
Tempy
Woomelang
Yaapeet
Sheep Hills
Rosebery
Turriff

ANNUAL 2020 REPORT



CONTENTS

ABOUT COUNCIL

About Yarriambiack	03
Vision, Mission, Values	05
Facts & Figures	07

YEAR IN REVIEW

2019/2020 Highlights	09
Challenges and Future Outlook	26
Mayor & Chief Executive Officer's Message	28
Community Satisfaction	29
Our Core Performance	30
Finance Summary	31
Major Capital Works	33
Major Grants	35

OUR COUNCIL

Our Councillors	39
Executive Management Team	42

OUR PEOPLE

Organisation Structure	45
Our Workplace	46
Other Staff Matters	48
Health & Safety	49

OUR PERFORMANCE

Overview	51
Strategic Objective 1: Good Governance	53
Strategic Objective 2: A Place to Live & Grow	54
Strategic Objective 3: A Safe & Active Community & Sustainable Environment	56
Strategic Objective 4: A Planned Future	58
Strategic Objective 5: Health & Wellbeing	59

GOVERNANCE

Governance, Management & Other Information	60
Governance & Management Checklist	63
Statutory Information	66

FINANCIAL STATEMENTS

69

PERFORMANCE STATEMENT

120



ABOUT COUNCIL

ABOUT COUNCIL

WELCOME TO YARRIAMBIACK SHIRE COUNCIL'S ANNUAL REPORT 2020

Yarriambiack Shire Council's Annual Report provides our community with comprehensive and transparent information on Council's operational, financial, environmental and social performance during the 2019/20 year. All councils are required by the *Local Government Act 1989* to prepare an Annual Report each financial year which is compliant with the Local Government Performance Reporting Framework (LGPRF). This Annual Report documents Council's highlights, our achievements and our response to emerging challenges.

NEED AN EXTRA COPY?

Additional copies of the Annual Report can be obtained by:

- Visiting our website www.yarriambiack.vic.gov.au
- Calling us on (03) 5398 0100
- Visiting one of our Customer Service Centres
- Emailing info@yarriambiack.vic.gov.au
- Writing to Yarriambiack Shire Council at PO Box 243, Warracknabeal 3393

FEEDBACK

We welcome feedback regarding the production of our Annual Report. Feedback provides us with the opportunity to continuously improve our methods for communicating the information contained within this report. If you would like to provide feedback please contact us via the details provided in the Contact Council section page at the end of this report.



OUR VISION

In consultation with our community, Yarriambiack Shire Council aims to provide a viable, sustainable and vibrant future.

OUR MISSION

Through strong leadership, transparency and strategic planning, Councillors and Staff in partnership with community will achieve our vision.

OUR VALUES

ICARE VALUES:

Integrity

- Make decisions lawfully, fairly, impartially and in the public interest;
- We are honest, trustworthy, reliable, transparent and accountable in our dealings;
- Keep our customers informed, in plain language, about the process and outcome.

Community Focus

- Lead and develop leadership within our community;
- Constantly strive to improve our services;
- Forge closer relationships with customers.

Accountability

- We are careful, conscientious and diligent;
- Use public resources economically and efficiently;
- Investigate matters thoroughly and objectively.

Respect

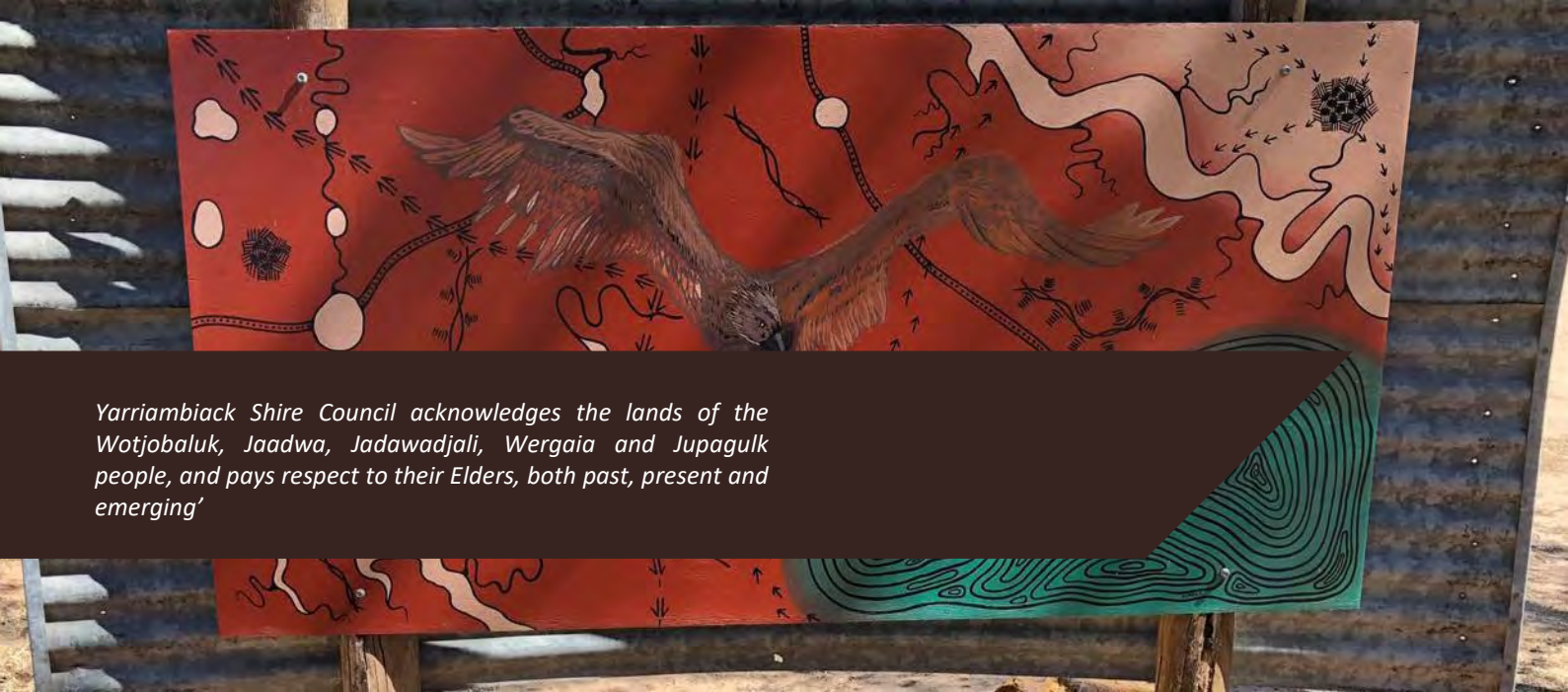
- Treat people fairly, with respect and have proper regard for their rights;
- Treat our customers with courtesy and respect.

Excellence

- Actively pursue positive outcomes for the community;
- Investigate matters thoroughly and objectively.

Continuous Improvement

We drive continuous and sustainable improvement in service provision, operational efficiency and stakeholder relations to create a leading organisation.



Yarriambiack Shire Council acknowledges the lands of the Wotjobaluk, Jaadwa, Jadawadjali, Wergaia and Jupagulk people, and pays respect to their Elders, both past, present and emerging'

ABOUT YARRIAMBIACK

Yarriambiack Shire Council is situated in north-western Victoria, in the heart of the State's wheat belt. The population is concentrated in a number of small towns which service the surrounding broad hectare farming properties.

Yarriambiack Shire is the heartland of grain production and handling in the Wimmera and Mallee. The main industry is agriculture which accounts for almost half the workforce.

CHARACTERISTICS

Yarriambiack Shire Council offers a relaxed atmosphere, affordable housing options, a safe and healthy family environment and easy access to public land, lakes and recreational activities.

What makes our Municipality a true community, beyond the Yarriambiack Creek, parks, buildings and lakes, is the people who call this place their home.

Our Municipality is such a vibrant, special place involving everyone from families and their children, students and business owners, the 'born and bred' and the newly arrived.

Council administration is based in the township of Warracknabeal and a Council service centre also operates from the township of Hopetoun.

Excellent educational facilities are available in Yarriambiack Shire, including early learning centres, kindergartens, primary schools, secondary schools and a special developmental school. Information centres, a library and a mobile library that travels the district are also available.

Recreational activities are available in abundance in our Shire giving community members and visitors wonderful opportunities to experience new activities. Most townships in the Shire have their own sporting facilities, such as football ovals and netball/tennis courts. Hopetoun, Warracknabeal and Murtoa also have skate parks.

Tourism is ever growing throughout our Shire. We are located immediately to the east of some of Victoria's main eco-tourist attractions, including the Big Desert, Wyperfeld National Park, Lake Hindmarsh, Lake Albacutya and the Little Desert. In recent years, The Silo Art Trail has become Australia's largest outdoor gallery. The trail stretches over 200 kilometres, linking Brim with neighbouring towns Lascelles, Patchewollock, Rosebery, Rupanyup and Sheep Hills.



OUR PEOPLE

Our primary centres are Warracknabeal, Murtoa and Hopetoun. Smaller communities include Minyip, Rupanyup, Beulah, Woomelang, Lascelles, Lubeck, Patchewollock, Speed, Tempy, Brim, Yaapect, Sheep Hills, Rosebery, Lah and Turriff.

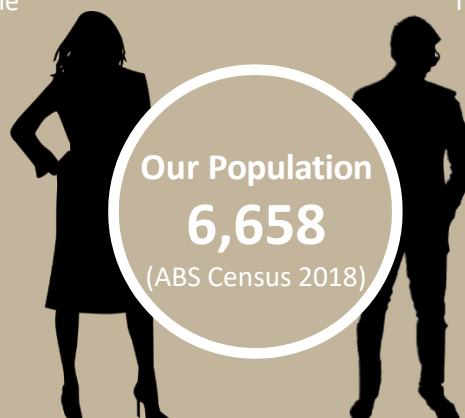
OUR POPULATION

49.5%

female

50.5%

male



Median age: 51

Area: 7,158 sq kilometres

Age:

0-4
years

4.6%

5-14
years

12.2%

15-19
years

5.2%

20-64
years

50.9%

65+
years

27.1%



YARRIAMBIACK QUICK STATS 2019/2020

figures as of 30 June 2020



TOURISM

- Approx 93,075 visitors to The Silo Art Trail
- 30,954 Likes & 32,307 Followers - Silo Art Trail Facebook page
- 2,422 Likes 2,488 Followers - Yarriambiack Tourism Facebook page
- 10,000 Instagram Followers Silo Art Trail
- 1,011 Likes 1,096 Followers - Yarriambiack Shire Council Facebook page



ROADS

- 66.915 kilometres of roads re-sheeting completed
- 8.15 kilometres of roads graded
- 555 square metres of footpaths replaced
- 11.8 kilometres of sealed road rehabilitation



COMMUNITY CARE

- 13,468 of meals delivered
- 282 clients received meals
- 1,486 hours of personal care delivered
- 36 clients received personal care
- 5,031 hours of domestic assistance delivered
- 222 clients received domestic assistance services
- 34 clients received home modifications
- 257 hours of respite care delivered
- 9 clients received respite care



CUSTOMER SERVICE

- Approx 50 incoming calls per day
- 7,230 rates notices issued
- \$10,751,766.57 rate revenue collected
- 275 phone enquires for information packs about Yarriambiack Shire Council region and Silo Art.



YOUTH

- 6 Youth Action Council Meetings held
- 5 Youth organised events



BUILDING & PLANNING

- 54 planning applications received – Value \$5,414,542
- 69 building applications received – Value \$4,621,030
- 18 median processing days to confirm responsible authority determination for planning permits



LOCAL LAWS

- 18 permits to burn distributed
- 106 new dogs registered
- 26 new cats registered
- 43 animals rehoused



OTHER SERVICES


- 2,352 tonnes of recycled and general waste collected
- 494 active library borrowers to Council's Library in Warracknabeal
- 4 food complaints received
- \$31,209.90 provided to 21 groups through the Community Grants SHARE Program



MATERNAL CHILD HEALTH

- 66 babies born
- 971 vaccinations were administered through Council's 0-5 year old immunisation program.
- 18 families experienced the birth of their first baby
- 569 key ages and stages consultations completed.
- 175 hours spent providing additional consultations

YEAR IN REVIEW



July 2019

Yarriambiack Shire Council formally adopted its budget for 2019/20 financial year at its monthly Council meeting. Yarriambiack Shire Council Mayor Graeme Massey said that "Council had determined, as part of the 2019/20 budget process, not to apply for a rate increase above the 2.50 percent set by the Minister for Local Government and kept the increase 0.27 percent below the Minister's rate cap. Council prepared the budget for the next financial year and aligned it to the visions in their Council Plan 2017-2021. It focussed on five key areas – good governance, a place to live and grow, a safe and active community and sustainable environment, a planned future, health and wellbeing. The budget detailed the resources required over the next year to fund the large range of services Council provides to the community. The services range from those which are about directly caring for people through facilities and programs, including kindergartens, library and community care support services. It also includes details of proposed capital expenditure allocations to improve and renew the Council's physical infrastructure. Mayor Graeme Massey congratulated the staff who helped formulate the budget for the coming financial year.

Council in accordance with the Local Government Act 1989 Section 159 has also increased the Municipal Charge from \$73.44 to \$75.08 on all properties. The kerbside collection will increase by 2.23 percent and the recycling charge will increase by 5 percent due to the increase in disposal costs of recyclables.

Council has been successful in obtaining \$48,362 from the Local Government Energy Saver Program, funded by the State Government, to undertake work for the replacement of the air conditioning systems for the meeting rooms and administration areas within Council offices at Warracknabeal, which are about 25 years old and nearing the end of their life.

A number of food premises inspections were commenced in the Warracknabeal area. Overall compliance remains high with no critical incidents being noted. Food sampling in accordance with mandatory requirements has also been conducted, with results from these samples indicating no food items failed in terms of microbiological safety. Despite the results, an issue was highlighted and this has been followed up with the proprietor.

Council is investigating a property hoarding matter. Currently the issues of concern involve Council's Health, Local Laws and Building Departments. The matter is being resolved through a cooperative approach that involves the RSPCA. Site inspections with the party involved have been conducted over this period.

Cat cage demand has been strong in Minyip, Murtoa and Warracknabeal with quite a few feral/stray cats being

caught. Owners were reminded to get their cats de-sexed and to keep no more than three cats within a town property.

Yarriambiack Shire will share in \$5 million to help streamline Council's internal processes, potentially saving \$150,000 to \$200,000 a year once implemented. The State Government announced the funding last week as part of the Rural Councils Transformation Program. The program's aim is to save Councils millions of dollars and deliver better outcomes for their communities. Buloke, Hindmarsh, Horsham, Loddon, West Wimmera and Yarriambiack will share the \$5 million to improve the quality, effectiveness and affordability of services to their communities. The grant will be used to deliver a full suite of regionally-shared finance and payroll services, which will deliver more than \$8 million in productivity benefits and reduced costs over five years. Yarriambiack Shire Chief Executive Officer Jessie Holmes said, "... at the moment each of the Councils had different processes which were costly when they needed to outsource work while staff were away, but the project would allow them to share the service, allowing cost saving and streamlining." "The grants will hopefully create opportunities for us to engage professionals in the Wimmera area, rather than having to outsource to places such as Melbourne and save us around \$150,000 to \$200,000 a year", Ms Holmes said. "It is exciting for us to be able to bring all the Councils' internal processes up to date and potentially in the future we can look at how we interface with the community, whether that means more online services", she said. "This program backs large scale, transformative projects at a regional level that will deliver much needed support to the successful Councils, which cover more than 95 percent of the State's land mass". Minister for Local Government Adam Somyurek said, "Victoria's 48 rural and regional Councils are the lifeblood for more than 1.5 million residents and we want them to remain stable and sustainable heading forward." The Rural Councils Transformation Program is delivering more economic benefits for regional Councils than ever before and this is the first time they have received funding for projects of this scale.

Dunmunkle Creek Restoration Project-Rupanyup Reservoirs. Decommissioning earthworks at the old water storages is complete. Council has been successful in obtaining a grant for \$43,000 to stabilise the area, provide revegetation and to construct walking tracks and seating areas to make the area accessible by the public. Works will be undertaken throughout the next financial year.

Downer Group have recently undertaken stabilisation of various patches of road as requested by Council under a maintenance agreement for construction the Murra Warra Windfarm. Downer have also totally reconstructed a section of the same road west of the Dogwood Road.

The narrow 1km section just west of the Henty Highway will be reconstructed and widened in coming months via the Roads to Market funding with both Yarriambiack Shire and Horsham Rural City contributing.

Council has submitted an application for further energy efficient upgrades at the following sites, Murtoa Caravan Park, Hopetoun Caravan Park, Warracknabeal Caravan Park, Warracknabeal Children's Centre, Gateway BEET Hopetoun and the Mechanics Depot in Warracknabeal. The proposed upgrades include LED lighting, heat pumps or solar hot water and solar panels.

Some of the projects that are currently at development stage are:

Aubrey Hall – New roof and arts project

Jung Recreation Reserve – New playground

Minyip Recreation Reserve – Upgrade to sporting oval lights

Patchewollock Public Space – Upgrade to include seating, BBQ area and landscaping

Beulah Hall & Swimming Pool – External painting of hall & solar system for pool pump

Rupanyup Recreation Reserve – Upgrade to sporting oval lights

Yaaapeet Reservoir – Earthworks

Speed Park – Upgrade to seating, BBQ area & landscaping

Brim Bowls Club – New synthetic surface

Hopetoun Gateway BEET – Refurbish and extend Gateway BEET

Public notice is given pursuant to Section 130(2) of the Local Government Act 1989 (the Act) that at its ordinary meeting held on Wednesday 26 June 2019, Council adopted its 2019/20 Budget following the consultation process set out in the said Act. Copies of the budget were available for inspection at the Council Office, Lyle Street Warracknabeal, Gateway BEET, Lascelles Street Hopetoun and Council's website.

Warracknabeal Leisure Centre held a school holiday program for kinder and primary school age children at 33 Anderson Street Warracknabeal. Inflatable fun sessions were also available for all ages.

Yarriambiack Shire Council's overall performance (Community Satisfaction Survey) index score of 62 is consistent with the 2018 results. Council's overall performance is rated statistically significantly higher (at the 95% confidence interval) than the average rating for Councils in the Small Rural group and similar to the average for Councils state-wide (index scores of 58 and 60 respectively). More than four times as many resident's rate Yarriambiack Shire Council's overall performance as 'very good' or 'good' (48%) compared to those who rate it as 'very poor' or 'poor' (11%). A further 38% sit mid-scale rating Council's overall performance as 'average' the remaining 2% cannot say.

On 3 July 2019 Chief Executive Officer, Jessie Holmes and

Mayor Graeme Massey met with Western Victoria MP Andy Meddick. They were able to inform Andy Meddick of issues such as the incomplete state of Warracknabeals Education Precinct, the reduction in funding available from Regional Development Victoria and the proposed electoral structure in the draft Local Government Act. Council wishes to retain the current three ward and seven Councillor structure. The draft act only offers single Council wards or an un-subdivided model for rural shires such as ours.

On Thursday 4 July Mayor Graeme Massey went to Rainbow to learn about the benefits of the Doppler Weather Radar Station being installed near Pullet. It will send out pulses that measure the size, velocity and direction of precipitation bands up to 150km away, thus giving an accurate forecast of weather for up to a week. The station will fill the gap that exists between those at Mt Gambier and Mildura.

The Small Business Bus was visiting Warracknabeal on Wednesday 24 July 2019 from 10am to 4pm at the Tourist Centre. The Victorian Government's Small Bus provides free mentoring and face-to-face assistance to help you start or build your small business.

Yarriambiack Shire Council called for Kindergarten enrolments for 3 and 4 year old children for 2020.

A public meeting was held on 23 July at Lah fire shed. The purpose of the meeting was to nominate no less than three and no more than nine persons as the Committee of Management for the Lah Recreation Reserve for a term of three years.

Yarriambiack Shire Council along with the Wimmera Development Association have partnered with Wimmera Localised to create a local business network to promote and support business activity across our region. Council wants to keep more business-to-business dollars in the local community. Wimmera Localised is free for local businesses and will help businesses build their own brand, find local business events and training relevant to their business. Share your business good news, access more local business, read and hear about big projects and procurements. Find local suppliers – discover other local businesses.

Yarriambiack Shire Council advised that as of 1 July 2019, advertisements for the sale or rehoming of dogs and cats, including puppies and kittens, will need a source number from the Pet Exchange Register. The Pet Exchange Register (PER) is an online database where individuals and businesses can register for a source number. It promotes responsible pet breeding and improves the traceability of dogs and cats in Victoria. From 1 July 2019, new advertising rules to sell, rehome or give away a dog or cat require both a microchip number and a unique source number from the PER, enabling Victorians to

verify pet advertisers.

August 2019

Proposed Local Law – Procedures for Council Meetings and Common Seal 2019. Notice was given pursuant to sections 119 and 223 of the Local Government Act 1989 that the Yarriambiack Shire Council proposes to make a new Local Law – Procedures for Council Meetings and Common Seal 2019. The general purpose of the proposed local law is to regulate the use of the Council's Common Seal; the election of the Mayor and Deputy Mayor; and to govern the conduct of meetings of the Council and Special Committees. A copy of the proposed local law and community impact statement was available from the Council Offices, 34 Lyle Street, Warracknabeal.

Modelling of Programs for the inclusion of three-year-old children at Kindergarten has been carried out and at this stage, it is anticipated that Minyip, Rupanyup and Murtoa Kindergartens will be able to provide fifteen hours of Kindergarten to three-year-old children in shared groups with four year old children in 2020. It is projected that Warracknabeal and Hopetoun/Beulah Kindergartens will be able to provide ten hours of three-year-old Kindergarten in 2020, however we will not have real clarity on what can be provided in these communities until enrolments are confirmed.

Council is supporting the Rail Freight Alliance (RFA) Save our Tracks Campaign. The completion of the Murray Basin Rail Project (MBRP) to its original scope and the Victorian Rail Freight Network must remain in State ownership and control. In June, Minister Allan announced that the MBRP was out of funds and that she would negotiate further funding with the Federal Government. It has been suggested that as part of funding negotiations to complete the MBRP, the Victorian Government standard gauge lines would be leased to the Australian Rail Track Corporation (ARTC). Victorian freight volumes are predicted to more than double by 2050, increasing the mode shift to rail will be vital. Victoria must retain control of its rail network as part of moving Victorians' freight. The cost of moving goods is a substantial component of the overall cost of production for many industries – accounting for up to 30 percent. Rail is a cost effective freight option; Victoria must get the investment right. Yarriambiack Shire Council is disappointed that they must fight to ensure a project that was promised is delivered. The benefit to this municipality and Victoria is not in dispute, the commitment to all Victorians should be honoured.

The Freestyle Dance Workshop (Hip Hop sessions with Justin and Daniel) were really well received across the Shire. There may be a chance they do a couple of sessions in September for Hopetoun, Warracknabeal, Murtoa, Beulah, Yaapect and Tempy.

Council through funding is supporting FReeZA, funding

the Short Film program at Murtoa SLAAM "Flicks in The Sticks" to be held in the Stick Shed.

2019 Australia Post Community Grants Program, this program offers grants of up to \$10,000 for eligible projects that help people connect with each other to address local needs. To be eligible, organisations must be an incorporated not-for-profit organisation, provide community benefit, be located within Australia, provide services within Australia, have an ABN and have an Australian bank account that corresponds to the organisation's ABN. Applications open 1/7/2019 and close 4/8/2019. Grant recipients announced late October 2019 (Government entities, sole traders and educational institutions are not eligible).

Yarriambiack Shire Council residents will assist Council to plan for the bright future of the community based library service to commence from 1st July 2020. Over the next few months, Council staff will engage with all communities currently receiving a library service to discuss how they want their library service to look into the future, including which programs and value adding opportunities they can identify. Yarriambiack Shire Chief Executive Officer, Jessie Holmes stated "The corporation model for library services has served us well for many decades, but it is time now to look at the way in which Yarriambiack Shire Council can deliver library services as part of their wider community development commitments, from Early Years through to Older Persons livability and all the amazing opportunities that libraries afford as dynamic spaces to not only collect books and build on imagination, but as activated spaces for social inclusion and connection." "Once we have spoken with all of our communities about how they see the library service working for them and provided them with examples of options available including partnering with neighbourhood houses or civic locations, then we will have several months to see that new library space and community responsive model developed prior to kicking off from 1 July 2020."

The Yarriambiack Shire Council Community Development Team, as part of wider Wimmera Regional Library Corporation review, has made a commitment to maintain the static library at Warracknabeal and its current staff. The mobile library will be replaced with a local community model that offers improved services and can be more responsive to community needs as they emerge and evolve. Council is absolutely committed to maintaining membership with SWIFT to provide continued access to a wide range of other library resources across the State along with a catalogue of online digital material including audio books and eBooks. Council sees the next 12 months as being an exciting time of positive change for communities and library services in the Yarriambiack Shire and look forward to meeting community members to discuss the changes proposed

and explore new options. We expect that there will continue to be a strong partnership with surrounding Councils in an alternate model to corporation.

On 24 July, Mayor Graeme Massey and Chief Executive Officer, Jessie Holmes attended a joint School Council Meeting of the three schools involved with the Warracknabeal Education Precinct. As yet there has been no announcement for funding for Stage 2 of the project. This would complete the buildings for the Special Developmental School (SDS) and Warracknabeal Secondary College (WSC). At the moment only one third of the SDS and the WSC facilities have been completed. Council will continue to actively support the three schools in their advocacy campaign for this project to be finished.

Yarriambiack Shire is one of the thirty Councils affected by the closure of SKM's recycling facilities. Our contractor is considering future options for the disposal of recycling bins. At the moment this material will not be going to landfill. The yellow bins will continue to be collected and the material stockpiled until a solution is found. To assist with this, residents are encouraged to separate glass and newspapers and take them to our transfer stations where they can be left free of charge. Council has joined with all Councils in requesting the State Government take the initiative in resolving this recycling crisis.

SHARE (Sustainable, Healthy, Adaptable, Resilient and Engaged) Community Grants have been offered once again, the funding categories are Event and Sponsorship, Business and Streetscape and Community Business Grants. All recreation, service, community, volunteer and fundraising groups which are formally constituted organisations and businesses located within the Yarriambiack Shire Council municipal boundaries are eligible to apply. Organisations who received funding in the previous round are ineligible. Total funding pool \$30,000. Applications closed on 5 August 2019.

Yarriambiack Council's Engagement and Visitation Program – all visitations were held from 5pm to 7pm.
Murtoa – Wednesday 7th August at the Murtoa Mechanics Hall
Brim – Friday 23rd August at the Brim Memorial Hall
Hopetoun – Thursday 29th August at Gateway BEET
Beulah – Wednesday 4th September at the Beulah Memorial Hall
Rupanyup – Monday 9th September at the Rupanyup Recreation Reserve
Lubeck – Tuesday 24th September at the Lubeck Hall
Minyip – Wednesday 9th October at the Minyip Recreation Centre
Woomelang – Tuesday 22nd October at the Woomelang Hall
Warracknabeal – Wednesday 13th November at Shire Office

Residents in Yarriambiack Shire were encouraged to share their experiences and ideas about community life and volunteering in the region, to help develop Victoria's new Volunteer Strategy. Member for Western Victoria, Jaala Pulford, invited everyone in our Shire to participate by taking a survey that will help inform the strategy, and better support the state's fast changing and growing volunteering sector. The strategy will also be informed by workshops, roundtables and meetings in regional areas right through to May 2020. The Andrews Government has invested \$500,000 to support volunteering initiatives over two years in the 2018/19 Victorian Budget, including digital literacy and leadership training programs. This year the Premier's Volunteers Champions Awards received a record number of 245 nominations for awards that recognise the hard work and dedication of volunteers in communities across the State. Yarriambiack residents participate in formal volunteering activities each year, with many others contributing through informal volunteering. Volunteering is a vital part of community life in Yarriambiack Shire and our collective voices will play an important part in informing the Volunteer Strategy.

<https://www.volunteer.vic.gov.au/stratgy>

Yarriambiack Shire Councillors endorsed a submission to reforms proposed for inclusion in the draft Local Government Bill that the State Government intends to introduce into Parliament later this year. Councillors were unanimous in their objection to the proposed electoral structure reform of either single member wards or an un-subdivided model if the ward structure proves unworkable, due to population dispersion.

Currently, the Yarriambiack Shire enjoys a multi-system, with two Councillors representing the north, three in Warracknabeal and two representing the south of the Shire. Under a single ward system, one Councillor would be elected to represent each Yarriambiack ward, which would limit representation across the Shire. Under an un-subdivided model, the Shire would no longer be broken down into three wards, with seven Councillors being elected anywhere instead of their locality of residence, which would also result in communities of the Shire having a harder time getting representation for their localities.

Mayor Graeme Massey said "currently what we have is seven Councillors, two from Dunmunkle, three from Warracknabeal and two from Hopetoun and that's always been a good mix because the Councillors live in the areas they represent." "We can't go for single wards, because of the population dispersion, if we go to single wards each town would have to possess roughly the same population, which would be too hard to manage for most country shires." Councillors who reside and participate in their localities affairs are in the best position to know the current issues and to represent

interests important to their locality. The Local Government Bill 2019 also includes simplifying enrolments for voters in Council elections, introducing mandatory training for Council election candidates and Councillors, capping electoral campaign donations and gifts, allowing for the dismissal of a Councillor after a community-initiated Commission of Inquiry and defining standards of conduct to guide Councillor conduct issues faster and easier.

Council shared important information that residents need to know about building permits in the Shire. Building projects can be quite a daunting prospect for many people, with many not knowing how to even go about getting building permits for projects they'd like to start, so Council shared information to help understand how building permits work and how to obtain one. A building permit will be needed for most projects undertaken on a property. Renovating a home structure for example, opening up a doorway, would require a building permit. Placing a shed or shipping container on a property would need a permit. A project does not need a building permit if the building project is 10 square metres or under, or work that will not adversely affect the structural soundness of the building and will not adversely affect the safety of the public or occupiers of the building. Talk to Council before commencing any development to confirm whether or not a planning and building permit are required to seek further assistance in planning the project development. Council has prepared standard "Planning Application Checklists" for all types of applications to assist in the process. The links to these are available on the Yarriambiack website: <https://yarriambiack.vic.gov.au/planning/applying-for-a-planning-permit/>. Yarriambiack Shire does not differ from the standards set by the Victorian Building Authority, Council is guided by what the Victorian Building Authority goes by and Council's building codes are all in line with the rest of the State.

Council's town maintenance staff are close to finishing maintenance and a revamp of the Federation Square roundabout in Warracknabeal. The team has been working on the garden beds to improve visibility and create a garden mirror image on all corners. Heavy machinery was required as a large concrete block had been found on the corner outside Foodworks. The garden bed was dug out and a chain was used to pull the large block from the ground. "The concrete must have been part of a bollard and it needed to go. Small native plants have been planted in place of the previous garden bed to allow better vision for pedestrians and drivers. The team will also be updating the Phillips-Scott Street roundabout.

Yarriambiack Council urges community to keep recycling, waste management service SKM, which stored and exported tens of thousands of tons of recycling material

from South Australia, Tasmania and Victoria, went into liquidation just over a week ago. Councils in the Wimmera Mallee, including Yarriambiack, are now stockpiling recycling at the Wimmera Mallee Waste facilities until alternatives are found. Director for Wimmera Mallee Waste, Mick Parry, said it is likely recycling may even end up in landfill until a viable solution is made. Mick said "they are looking at all options right now and landfill is certainly one of them, which we don't like doing but we have to be realistic." With SKM not operating there's simply not enough capacity for Victorian waste facilities to handle the recycling of the Shires that relied on SKM. Mr Parry said it's important to continue placing rubbish in the correct bins.

The Municipal Association of Victoria (MAV) has welcomed the Victorian Government's \$6.6 million support package for Councils over four months, as well as additional funding for the recycling industry to improve their sorting and processing of recycled materials. MAV President, Councillor Coral Ross, welcomed the short-term measures announced by the State, with conversations ongoing between all levels of government to identify longer-term investment and solutions to stabilise the recycling system. The \$6.6 million package for 33 Councils is positive acknowledgement by the Victorian Government of the need for their direct investment and support, although we are unclear whether the full cost increase is incurred by Councils. As an immediate solution, Yarriambiack Shire Council's Chief Executive Officer, Jessie Holmes said "... recycling may end up in the landfill after a week until they find another recycling plant. Our contract is with Wimmera Mallee Waste and they're able to stockpile at the moment until the end of next week. We are in conversation with Horsham Rural City Council about a short term option to put recycling into normal waste landfill, this would be an immediate solution." Council wants to emphasise that we want people to keep recycling and recycling going to landfill is our absolute last option. Council's annual budget is already set so there will be no additional cost to community members for waste management.

Warracknabeal's Leisure Centre is set to change drastically, as plans for a 24 hour, seven days a week gym are put in motion. The Centre provides a gymnasium for the community, however it currently does not operate 24 hours a day, which has caused frustration among the community, as many can't make use of the gym facility during its current opening hours. Council is working towards converting the Leisure Centre into a 24 hour gym. General Manager of Community Services Gavin Blinman said, "... at the moment we have met with user groups from the Leisure Centre and we are currently in the process of drawing up some plans to make some modifications to the building." Council will be sending out tenders at the end of this month, to replace the

basketball court floor in the facility and then from there, Council will be making some applications to Sport and Recreation Victoria for the funding to renovate the rest of the Centre. After all this is done, Council will meet with user groups again and with the prospective 24 hour gym company to discuss how we can proceed from there.

Yarriambiack Shire Council's Engage Program "Thrive Not Survive" held a tag and testing course for young people aged 15-25. This course was conducted by David Took from Bendigo TAFE at Murtoa & District Neighbourhood House.

Yarriambiack Shire Council's Engage Program "Thrive Not Survive" held a first aid course Level 2 for young people aged 15-25. Held at Yarriambiack Shire Council's main office at Warracknabeal with Roger Murray.

Yarriambiack Youth Action Council recently held a five kilometre colour run for charity. The colour run was a five kilometre run, with colour runners being doused from head to toe in different coloured powder at each checkpoint. Participants wore white at the starting line and finished the run plastered in colour. Warracknabeal community turned up in droves to support the run, with numbers estimated to have been over 100 in attendance. The entry fee for the event was a gold coin donation. The run started at Anzac Park at five and concluded at six. The event made for a physically challenging but rewarding run for all those who participated. Members from the Warrack Eagles came to offer their support for the event, with many of the front runners being from the club, blazing a path for the rest to follow. The run was a big success with \$170 in donations being raised. Community Engagement Officer Murray McKenzie, was proud of the event, and was happy to see such a good attendance from the community. The event was organised by the Youth Action Council.

Council recently distributed a Child Care Survey to households in the south of the municipality in response to a number of concerns that have been raised about the lack of child care options for families in this part of the Shire. Following a meeting with Uniting Vic and Department of Education and Training, the Yarriambiack Shire Council, with the assistance of community members, developed a short survey for everyone to fill out and return to the Shire by the end of August 2019. If the Shire can demonstrate a reasonable demand for services over the next five years, it may be possible to attract a provider of a centre based child care option to the area. Once the survey has been collated, a public meeting will be called to discuss the outcomes and future options.

Youth from Yarriambiack Secondary Schools met for the annual Youth Action Summit to share ideas for issues relevant to young people across the Shire. Secondary students from Murtoa, Hopetoun and Warracknabeal

convened for the summit to share ideas about relevant issues in the region at the Warracknabeal Town Hall. Around 200 students in total from the three schools attended, with about 60 from Murtoa, 20 from Hopetoun and approximately 130 from Warracknabeal. The Yarriambiack Youth Action Council (YYAC) is a youth committee that is supported by the Yarriambiack Shire Council. It advocates for relevant youth issues to be supported in the community and is the fourth year YYAC have been operating in the region. During this year's summit, grade seven student Aylah Zanker assisted to coordinate the students with Community Engagement Officer Murray McKenzie. Mayor Graeme Massey opened the event, reflecting on the importance of youth community engagement and input into the planning in the Shire. The 200 who attended collaborated in groups of 20 to discuss their views on issues across the Shire. Students had the opportunity in their groups to openly discuss topics and issues they believe need attention in the Shire. There were ten groups of twenty students who spoke about how to better access live music in the Shire, gender equality, arts and culture, road safety, sports and recreation and e-sports. The YYAC helps Yarriambiack Has Talent, Endoreic (the short film festival) and Battle of the Bands take place. They also organise bus trips to attend art events, paintball, laser skirmish and host gaming nights. Mr McKenzie said, "... the YYAC summit gives young people a voice throughout the region, giving a broader perspective on how to approach projects and issues in Council from a wider demographic." This is about trying to find an opportunity to give our young people a voice to be heard throughout Council.

The Nationals Member for Lowan, Emma Kealy, is liaising with Victorian Education Minister James Merlino regarding the Warracknabeal Education Precinct. Emma recently requested to meet with Minister Merlino, with representatives of "Finish What You Started" action group to appeal for funds in next year's State budget. Yarriambiack Shire Council Chief Executive Officer, Jessie Holmes, brought this to Ms Kealy's attention back in July to ascertain if the State Government will allocate more funds to the project in the next budget. Ms Kealy has advised Ms Holmes she has requested to meet Mr Merlino to address the issue of funding. Matters regarding the much needed funding will be brought up in the Shire's meeting. The Victorian Education Department completed the first stage of this project in November last year, constructing the east wing of the Warracknabeal Special Developmental School, the north wing of the administration area and the west wing of Warracknabeal Secondary College.

The Warracknabeal Community have been fighting for Government funding for the precinct for over 15 years to amalgamate the town's primary school, special developmental school and secondary college onto the

campus. Stage One of construction of the precinct was finished in November but the State Government has not allocated funding for Stage Two. To complete Stage Two of the project they require a further \$16 million of additional funding. According to the “Finish What You Started Campaign” the ‘current facilities are unworkable to deliver educational programs.’

Yarriambiack Shire Council as well as surrounding Councils have been hard at work in trying to solve the issue of poor roads throughout the region. Many of the roads are below safety standards, with road hazards such as potholes and poor road surfacing leading to potentially dangerous drives for road users. The issues with poor road conditions has been a long standing issue in the region, with many roads being left to deteriorate for a long time, making them quite unsafe to drive on. With many roads unsuitable to be used safely, many road users, including heavy trucks, have taken to other safer and better maintained roads, which is causing them to deteriorate at an accelerated pace due to the increased use. Council is addressing poor road conditions within the Shire by re-sealing and covering up potholes. Yarriambiack Shire Council Manager of Asset Operations Joel Turner said, “... work has gotten off to a bit of a slow start due to the wet season, especially down south, we have fixed a fair few of the roads north of the Shire. We have done Thompsons Road, the whole of Lascelles Road, we have commenced work on the Centre Hill Road, Two Mile Road, Robins Road and Yaapect Road.” The road work all together cost \$234,379.

Council has plans to correct deteriorated roads throughout the region with road works to be commenced when time is available. Some of these important roads in the firing line for work are Gould Street \$17,476, Molyneux Street \$37,856 and Scott Street \$35,078 in Warracknabeal; Breen Street \$16,376, Cromie Street \$10,464 and Degenhardt Street \$11,186 in Murtoa; Cutya Lane \$20,000 in Hopetoun and many more are within the line of sight for the Council. There is lots of training going on for work crews, which has slowed down progress a bit, but there is progress, Council is well of aware of the road issues. The Council intends to write a letter to VicRoads concerning the issues of the poor road surface on the south end of the Scott Street, Warracknabeal roundabout as it falls under VicRoads jurisdiction.

Council has sent 25 registration fines to pet owners for failing to renew animal registration. Council was left with little choice but to issue these infringements as two reminder notices had already been sent previously. The penalty for failing to register or renew registration for a dog or cat is \$330.

September 2019

Wimmera Mallee Tourism leaders say a digital innovation project centered around the Silo Art Trail sends an

important message about the region to visitors and potential residents. The organisation launched its \$245,000 Digital Innovation Partnership program at Sea Lake. Wimmera Mallee Tourism Executive Officer, Lauren McBriarty, said a new website and free app would give visitors to the silos an experience not available anywhere else in the world. The silos are the backdrop and everything else comes to life through it. You see tractors and farm animals around the silos through the phone app. The website has all the attractions on a digital map so visitors can create their own road trip. The Silo Art Trail comprises of six enormous murals painted on decommissioned grain silos across the Yarriambiack Shire at Brim, Sheep Hills, Rupanyup, Patchewollock, Rosebery and Lascelles. This project started in 2015 at Brim with funding from Wimmera Mallee Tourism, the State Government and Council contributions. “We want to improve the technology that’s available in regional areas, and to enhance the experience,” Ms McBriarty said. “The latest estimates from Tourism Australia suggest 500 people visit the Silo Art Trail every month – adding \$25,000 into the economy, but we want to take it to the next step and make it more popular for the people who do road trips throughout our region. Ms McBriarty said “.. the project’s aim was to track more visitor data to see which towns needed more infrastructure. We can then divert our Council and Wimmera Mallee Tourism money to those areas for the long term.” Helen Ballentine, Yarriambiack Shire Council’s representative for Wimmera Mallee Tourism said the project had the potential to indirectly drive a bigger interest in and passion for technology across the Shire. “Using the trail to maximise digital technology in the region shows we care about technology and we are up to date with it. Indirectly this could satisfy the interests of our younger people and make Yarriambiack Shire a more exciting place to live”. Since the Silo Art Trail started, it has extended to Nullawil in Buloke Shire and plans are in place for three silos in West Wimmera Shire.

Ratepayers that have elected to pay their rates by instalments were reminded that instalments were due on these dates:

1st Instalment – 30th September 2019

2nd Instalment – 2nd December 2019

3rd Instalment – 2nd March 2020

4th Instalment – 1st June 2020

Payments in full are due 17th February 2020.

Nominations were being sought by Yarriambiack Shire Council for persons who may qualify as Citizen of the Year, Young Citizen of the Year and the Community Event of the Year. Nominations to be lodged by individuals or organisations. Application forms were available from the Municipal Office, Warracknabeal or by download from our Shire Council Website: www.yarriambiack.vic.gov.au. Nominations had to be received by 5pm on Friday 6th December 2019.

The Order of Australia Association Central Highlands Wimmera Regional Group, celebrated the achievements of three young recipients from Yarriambiack Shire. The School Citizenship Award is awarded to students from Ballarat, Hindmarsh Shire, Horsham Rural City Council and Yarriambiack Shire. The award recognises the great attributes of young students who show their school and local community how to support others by volunteering and proving their leadership qualities in many ways. The awards were hosted at the Yarriambiack Shire Council for the third year, with three worthy recipients chosen from around the Shire's schools. The three students were Imiggin Fischer from Murtoa College, who unfortunately could not be there to receive her award, Sarah McPherson from Warracknabeal Secondary College and Kiana Marshman from Hopetoun P-12 College. These girls were nominated for their hard work in their schools as well as their communities and beyond. Members from the Shire Council and family were present, as they received their awards. Councillor Jean Wise said she was honoured to be addressing the possible leaders of the future and congratulated all the students on their contributions and wished them a successful future. The awards are a great way of recognising the young volunteers of our community, who don't necessarily have to be involved in academics or sports, but simply dedicating their time to supporting their communities, which is showing their willingness to be leaders, said Cr Jean Wise. "I have been a volunteer for a long time and I got my Order of Australia award in 2011 for my service to the Yarriambiack community and to women, because I was heavily involved in mentoring women at the time, so seeing these students recognised for their hard work is fantastic," she said.

Yarriambiack Shire Council will commence their Annual Fire Hazard Identification Program starting from 14th October. These inspections will seek to identify potential fire hazards on all residential properties located in townships within the Yarriambiack Shire. Inspections will start in the northern end of the municipality and progress to the south of the Shire by the end of October. All property owners are advised to maintain their properties by slashing dead or long dry grass and removing fuels such as dead branches or piles of cut vegetation. The Council said it is a property owner's responsibility to reduce the threat a fire poses to their home and surrounding neighbourhood. Failing to comply with a Fire Prevention Notice, CFA Act 1958, within the specified time frame, may result in the property owner being issued an infringement notice for \$1,652 as well as associated costs.

During the past few weeks, Yarriambiack Shire Council members have attended community consultation meetings at Murtoa, Brim, Hopetoun, Beulah and Rupanyup. The main concerns raised by residents were

the same at each venue. Roads that needed grading or patching, potholes that required filling, tree limbs that should be lopped, what's happening with waste management and recycling and what library service the Shire intends to provide when it withdraws from the Wimmera Regional Library Corporation in June 2020. Staff and Councillors were able to address most of these concerns at the meeting and details were taken down of those that required further investigation.

Over the past month the Yarriambiack Shire had visits from three State Members of Parliament, Stuart Grimley, Bev McArthur and Sonya Kilkenny. Sonya as Parliamentary Secretary for Early Childhood Education, visited the bush kinder facility at Batchica and Murtoa kindergarten to meet with staff and students and to congratulate Emily Hurley and Kathryn Camilleri who have been awarded scholarships to complete a Bachelor Degree in Early Childhood Education. Bev and Stuart were keen to find out how they can advocate on our behalf on matters concerning the State Government.

Funding needed to complete the Minyip Fuel Station is well within sight, as residents of the Shire have been helping to financially support the creation of the station. Funding is on-going with pledges and donations still coming in and the project is on track to completion. Minyip Progress Association purchased the land from GrainCorp and are waiting for the subdivision to be completed and the transfer of land titles. Yarriambiack Shire Council will be providing support to the project with culverts and a road topper. Mr Daniels from the Minyip Progress Association said, "Council has been great the entire way through."

The region is set to receive another boost to funding after the Federal Government announced they would provide Yarriambiack Shire Council with \$1 million to complete projects. The Federal Member for Mallee, Dr Anne Webster, shared what she thought were common issues across the Yarriambiack region, offering possible solutions. Dr Webster visited Warracknabeal on Tuesday, celebrating the roll-out of \$1 million to Yarriambiack Shire Council as part of the Drought Community Programmes. One of the most common problems Dr Webster hears about abroad is retaining population in rural communities. The changing face of agriculture means that there are less people producing more output. So that means there are less people for the football/netball teams. Education is the same and healthcare is a particular passion for Dr Webster and it's something that she is working very hard at addressing the challenges we face in healthcare across the electorate. Decentralising of manufacturing companies to operate out in regional Victoria rather than in the city is likely to improve employment prospects.

Schools in Yarriambiack Shire will share in the single

largest boost to school maintenance ever undertaken, thanks to an unprecedented investment by the Victorian Government. Member for Western Victoria, Jaala Pulford said \$925,754 will support ten schools in Yarriambiack Shire. A state-wide investment of \$515 million will more than double funding for maintenance at Victoria's State schools over the next two financial years, with more than \$300 million to be invested in 2019/20 and \$290 million in 2020/21. Ms Pulford said the funding will enable Yarriambiack Schools to do essential works such as painting, replacing carpet and windows, landscaping, tree inspections and maintenance of infrastructure like septic systems and water services.

The Federal Member for Mallee, Dr Anne Webster visited Warracknabeal to mark the completion of a Federally funded project in Warracknabeal. Dr Webster joined the Historical Society and Councillors at the Warracknabeal Agricultural Museum to unveil the Agriculture Fire System Upgrade Project. Dr Anne Webster unveiled the completion of the water tanks provided to the Wheatlands Agricultural History Museum with Shire Mayor Graeme Massey. Yarriambiack Shire Council Mayor Graeme Massey said, "... the conclusion of the project would create a positive ripple effect in the community for years to come. No one expects to be caught in a fire but out here it can happen to anyone at any time. "I applaud the Australian Government and my fellow Council members for working together to get the job done."

October 2019

Wimmera Councils are looking into whether they can benefit from opening a Regional Composting Facility. Yarriambiack Shire Council, Swan Hill Rural City Council and Buloke Shire Council have obtained funding to seek submissions for a business case for a Regional Composting Facility. The study will identify the infrastructure requirements, legalities, identify various models and look at the cost and feasibility of introducing such a scheme to service the three Councils. Blue Environment have been appointed as the successful consultant and information gathering and data collection has commenced. The report is due by the end of the year.

Murtoa pool facilities to receive upgrade. Funding for the project is a combined effort between State and Federal Government, Yarriambiack Shire Council and contributions through the community. The total works will be around \$500,000, funding contributions are from Victorian Sport and Recreation and from the Federal Government's Drought Communities Programme and the remainder of the funding coming from the community and Council.

The Beulah community, whose supermarket burnt down, have set a rough time line of two years to get another store built after meeting with Council and the Member

for Mildura, Ali Cupper. Mrs Cupper said after the consultation, community groups with the Yarriambiack Shire Council have started the next phase planning for Beulah's replacement general store. What the community essentially want to do is create a new convenience store, but also they have ideas to make it even bigger and better to serve as a community hub. There were some really creative ideas, it was helpful to have the Chief Executive Officer of Yarriambiack Shire Council at the meeting, Jessie evaluated what assistance could be given there in terms of a business case. Yarriambiack Shire Mayor Graeme Massey who attended the community consultation said the resilience of smaller communities is what keeps them alive. The people that live in country towns are very strong they want to retain their identity. They will work very hard to ensure the town survives. Mayor Massey said the Council does everything necessary to provide support for all the communities across the Shire.

Yarriambiack Shire Mayor Graeme Massey officially opened Murtoa's Lake Marma cabins during the Murtoa's Big Weekend. The new cabin-style accommodation is set to attract more visitors and was supported by a grant from the State Government Pick My Project initiative. The cabins were flagged as a much needed community project through Murtoa's strategic plan for the town and 12 months ago the community received funding through the Pick My Project grant. About 200 man hours and 40 machinery hours have been donated by the community to install the cabins. Mayor Massey said 192 people in Murtoa voted for this and that is why it has gone ahead.

Three members of Yarriambiack Shire Council have received awards at the Municipal Association of Victoria (MAV) conference in Melbourne. MAV recognises the contribution of all Councillors and continued the tradition of conferring awards for long serving Councillors. Long service is recognised at 10, 15, 20, 25, 30 and 35 years of service. The award of Mayor Emeritus recognises Councillors who have served three or more full terms as mayor. Cr Jean Wise has been awarded for 15 years of service in Rural Council and Cr Kylie Zanker received recognition for her 10 years. Mayor Graeme Massey was awarded for his three years' service leading the Shire Council officers. Cr Jean Wise has served the community in the Warracknabeal Ward since the 1998 elections. Cr Wise has given countless hours of services to the community, representing numerous groups across the Shire. Cr Wise enjoys working with the community it makes her feel part of it all she said. "It's a great community to live in," stated Jean. Cr Wise said the most challenging part of being Councillor is representing the entirety of the community.

Cr Kylie Zanker was born and raised in Warracknabeal. Cr Zanker studied in Melbourne and was ultimately drawn

back out to her home town, she is now in her 11th year in Council, receiving the award was “a very humbling experience”, said Councillor Zanker.

Yarriambiack Shire Council acting under Section 189 of the Local Government Act 1989 proposes to sell Lot 4 on Plan of Subdivision 725805N, located at Corrong Court, Hopetoun. It is Council’s intention to sell the land by private treaty. In accordance with Section 223 of the Act, any person wishing to make a submission on the proposal were asked to do so in writing to the Chief Executive Officer, Yarriambiack Shire Council by Friday 22 November 2019.

Notice was hereby given that the Annual Report, including the report of operations and audited financial and performance statements of the Yarriambiack Shire Council for the period ended 30 June 2019 has been prepared. Pursuant to Section 134 of the Local Government Act 1989 Council will meet to consider the Annual Report 2018/19 at its Ordinary Meeting to be held in Council Chambers, 34 Lyle Street, Warracknabeal at 9.30am on Wednesday 27 November 2019. In accordance with Section 134 of the Act, copies of the Annual Report, including the audit report, are available for inspection prior to the meeting at the Municipal Office, Warracknabeal and Gateway BEET, 75 Lascelles Street, Hopetoun. The Report can also be downloaded from our website- www.yarriambiack.vic.gov.au

November 2019

Yarriambiack Shire Council hosted a free sausage sizzle cooked by the First Warracknabeal Cubs and Scouts on Saturday 30th November. Victorians are encouraged to call out sexism, sexual harassment and disrespect towards women in a state-wide campaign from 25th November to December. The Municipal Association of Victoria (MAV) is working in partnership with Respect Victoria and the Domestic Violence Resource Centre of Victoria to run the “Respect Women: Call It Out Campaign”, which is the focus for this year’s 16 Days of Activism Against Gender-based violence. All 79 Councils signed up to participate in the “Respect Women: Call It Out Campaign” and grants were provided to assist Council with local activities in support of the event. Events were held in three locations across the Shire in Warracknabeal, Murtoa and Hopetoun. The campaign demonstrates how even the smallest of acts can potentially stop sexual harassment from occurring.

Yarriambiack Shire Council issued a Blue Green Algae (BGA) alert for Lake Marma, Murtoa. The Lake should not be used for any recreational activities until further notice. Regular monitoring of the Lake will continue and the community will be advised once BGA levels are considered safe as per the limits prescribed in the Victorian Blue Green Algae Circular.

Notice was given that a Special Council Meeting – The Statutory Meeting was conducted for the election of Mayor for 2019/2020 and the setting of Mayoral and Councillor allowances and delegations for 2019/2020.

Yarriambiack Shire received a number of complaints earlier this year of high populations of pigeons causing issues around Warracknabeal. Yarriambiack Shire Council Public Health and Regulatory Services Coordinator, Tim Rose, organised Kilmore pest controller Mick Smith to cull the numbers living around the town.

Yarriambiack residents were left in dismay after a report was released outlining allegations that their Council was poorly managing ratepayer funded assets. The report ‘Protecting Integrity: Yarriambiack Shire Council Investigation released last week claimed that some staff allegedly misused corporate credit cards, used Council owned equipment for private jobs and sold ratepayer owned equipment and assets including a cherry picker, gravel and chemicals.

Allegations were raised with the Local Government Inspectorate in relation to the use and procurement of resources at the Hopetoun Depot. This included private works, inappropriate use of Council equipment, unauthorised sale of plant, equipment and consumables and leasing of staff vehicles by Council. Yarriambiack Shire Council Chief Executive Officer, Jessie Holmes, said the investigation into the Shire is over and they will now be adopting over 50 recommendations from the Local Government Inspectorate. Ms Holmes said she understands the public’s frustrations, but wants to reassure the community that Council is taking these matters seriously. We know how much work needs to be done. We know the organisation is changing and we need redirection. We are not trying to trivialise that, our staff live here and work here, they’re not bad people.” Jessie admits the lack of oversight and their outdated record keeping was the cause of the poor management. “There was absolutely an environment that was potentially conducive to fraud”. ‘This shows at the end of the day we didn’t stay up to date. For example, the credit card issue wouldn’t happen if we had an online system that wouldn’t let you approve it without two signatures. The Local Government Inspectorate cannot take their investigations further due to the lack of evidence.

Local Government Inspectorate Chief Municipal Inspector David Wolf said although the investigation is over, they will be monitoring the Shire’s governance over the coming months. While there were many poor practices identified at the Council during the investigation, no current or former staff are being pursued in the courts at this time by the Inspectorate. This investigation has taken many months and has been publicly known.

December 2019

Council has identified the cost of materials and maintaining C-Class roads as the most pressing transport issues for the Yarriambiack Shire. Council has submitted plans to Driscolls Engineering to formulate a strategy in tackling emergency transport issues. Shire Infrastructure Manager Joel Turner said maintaining freight routes, mainly C-Class roads, is one of their top priorities. "For us we're going to be submitting information to help map where our strategic freight routes are to be part of the plan. We're going through some of our C-Class roads to give a bit of summary on our priority ones. Walking tracks will be included as well." The Wimmera Southern Mallee Regional Transport Group are working with Ballarat group Driscoll Engineering and Wimmera LGA's to examine each Council's requirement and priorities for capital works.

Rural and regional organisations and smaller or emerging cultural or religious community groups were particularly encouraged to apply for The Multicultural Community Infrastructure Fund. Infrastructure projects that can be funded include: painting, tiling or completing structural repairs such as roofing, plumbing or flooring works. Kitchens or bathroom refurbishments, renovations or internal remodelling of facilities to improve accessibility or create new rooms, installing heating and cooling systems, installation of solar panels or water tanks.

Cr Helen Ballentine is putting the call out for more people in rural Victoria to join a network aimed at connecting country women. Victorian Rural Women's Network is free to join, it is a supportive and inclusive group of rural and regional Victorian women who connect, share skills and ideas and empower each other. The network aims to increase the number of women in decision making roles and work toward equal and fair representation and treatment of women. Cr Ballentine's term finishes in March and she is keen to introduce other rural women to the network. Cr Ballentine said the network provides great connections for learning new things, making friendships and advocating to parliament on the issues that matter for women in rural areas.

Yarriambiack Shire Council congratulated four members of the community for receiving their Australian Citizenship. Mayor Graeme Massey alongside fellow Councillors, Deputy Mayor Shane Roberts, Cr Jean Wise, Cr Kylie Zanker and Chief Executive Officer Jessie Holmes welcomed the new citizens into the Yarriambiack community.

The Yarriambiack Shire offered a fun filled seaside holiday for all children of the Shire between the ages of 9 to 12 years. The Shire Council has provided the opportunity for children to attend Portsea camp for many years. Children who have attended in the past have had a great time and many wish to return the following year. Applications needed be handed into our Municipal Office.

The Victorian Grants Commission recently visited the Warracknabeal Shire Council Chambers too discuss and justify their allocations of Commonwealth grant money to the Yarriambiack Shire Council. One Commissioner, Julie Eisenbise, and two supporting officers of the Victorian Grants Commission, an independent statutory body, visited the Council to discuss and describe the fiscal grant allocations for the 2019-2020 fiscal year. Attended by the Mayor Graeme Massey, Yarriambiack Shire Council Chief Executive Officer, Jessie Holmes, Acting General Manager of Organisational Performance, Mick Evans and various others, the meeting was to inform the Council of the processes and data that led to the distribution of this fiscal year's Commonwealth grant money. Jessie Holmes opened the meeting, she expressed how grateful Council is to the Commission for continuing to support and recognise the challenges of our Council. According to the Federal budget estimates, Ms Eisenbise explained that Victorian Councils will have access to \$619,630 million dollars' worth of grant money, which for Councils, is split between General Purpose Grants and Road Grants. The Yarriambiack Shire is estimated to receive around \$5.57 million dollars in cash payments this fiscal year, which is 4.6% higher than the Victorian average.

Council reminded all property owners, including those whom have already received a Fire Prevention Notice; that they are required to maintain their property to an acceptable standard that does not pose a fire risk to the community, eg. grass should be kept to a maximum height of 100mm.

Food, Health and Accommodation registrations are due to expire at the end of 2019. All renewal documents have been developed and are being sent to proprietors for 2020 registrations.

Council was pleased to report that all Kindergartens are set and prepared to deliver three-year-old Kindergarten. Service delivery has been developed in close consultation with families, so there is quite a variety in hours of operation and session format across the Shire. We look forward to implementing these changes.

Yarriambiack Shire Council acting under Section 189 of the Local Government Act 1989 proposed to transfer Lot 1, Lodged Plan 120548 known as Smith Park, Minyip to the Minyip Progress Association. Anyone wishing to make a submission on the proposal must do so in writing no later than 5pm, Friday 24 January 2020.

Council acting under Section 190 of the Local Government Act 1989 proposes to enter in to a long term lease with Warracknabeal and District Historical Society Inc. for the Warracknabeal Agriculture Wheatland's Museum known as Lot 2 of Lodged Plan 68688. In accordance with Section 223 of the Act, any person wishing to make submission on the proposal must do so

in writing by no later than 5pm, Friday 24th January 2020.

The Warracknabeal Saleyards are receiving an upgrade as part of their Regional Livestock Exchange Ram it Up Project. Construction is well underway with a new roof currently being erected in the facilities. Federal Member for Mallee Anne Webster visited the saleyards to celebrate the federal funding the Yarriambiack Shire secured through Building Better Regions Fund. The total cost of the project is \$272,192 with the Department of Industry, Innovation and Science contributing \$204,137 for the third round of BBRF. The Yarriambiack Shire contributed \$68,045 to complete the project, with an expected completion date of 30th June 2020. Dr Webster and the Federal Minister for Agriculture Bridgett McKenzie assisted in securing the grant for Yarriambiack Shire Council.

January 2020

Council's Youth Engage Program, "Thrive Not Survive" is holding a free First Aid Course at Gateway BEET Hopetoun and is available for youth aged between 15-25 years.

Applications for funding of grants of up to \$3,000 were available from Council's Community SHARE Grants Program. All recreation, service, community, volunteer and fundraising groups, which are formally constituted organisations and businesses located within the municipality boundaries are eligible to apply.

Ratepayers were reminded that the final date for payment of Council Rates in full was Monday 17 February 2020.

Council informed residents that from the 30 January for a period of up to three weeks, your household may receive a call from an independent market research agency, National Field Services. They have been commissioned to conduct a community satisfaction survey on behalf of the Council. The survey has been designed to assess the performance of Yarriambiack Shire Council across a range of measures to identify ways to provide improved or more effective service delivery to residents.

The Warracknabeal Leisure Centre is likely to be completed ahead of schedule, with construction running smoothly over the Christmas period. Work started on flooring at the Leisure Centre after the Yarriambiack Shire Council successfully secured a Federal Government's Community Sport Infrastructure grant.

Yarriambiack Shire Council was brought under the spotlight again this week after the Local Government Inspectorate reopened investigations into the organisation. Allegations from an anonymous whistleblower claimed Council staff at the Hopetoun Depot were funnelling revenue raised from cash and gifts received

from doing private works, into a bank account used for the Depot's social club.

Council has appointed a Business Transformation Officer, Daniel Brandon who will work towards updating IT systems in the Shire.

A Patchewollock man, Robin Yetman, who is responsible for organising the town's yearly music festival has been awarded Australian Citizen of the Year. The award was presented by Mayor Graeme Massey. Hopetoun student Maddalyn Cashill was presented the Young Citizen of the Year. Maddy's award was presented by Deputy Mayor Cr Shane Roberts. Australia Day Community Event of the Year was awarded to Wine and Dine in The Stick Shed.

Projects in progress

Warracknabeal Town Hall – Replacement, renew of floors, wall and ceiling repair. Carpet being laid January. Project value \$130k. 95% complete.

Warracknabeal Leisure Centre – New court surfaces. Commences on 16 December 2019. Project value \$284k. 30% complete.

E-Rup Retail Development – Development of Rupanyup retail precinct. RDC Milestone 2 completed (\$500k grant) Property settlement 18 December 2019. Tender process extended. 90% initiation complete.

Warracknabeal Saleyards Upgrade Project – Major refurbishment. BBRF funded. Project value \$272k. Completion due February 2020. 50% complete.

Drought funded project –

Some of the projects that are currently at development stage are:

Yaapeet Reservoir – Earthworks. Finalising quotes. 50% complete.

Jung Recreation Reserve – New playground. 10% complete.

Minyip Recreation Reserve – New irrigation to sports oval. 75% complete

Beulah Swimming Pool – PV Solar system for pool. 10% complete.

Rupanyup Recreation Reserve – Upgrade to sporting oval lights. Contract awarded to Laser Electrical. 90% initiation complete.

Brim Bowls Club – New synthetic surface. Project Budget \$37k. Project to commence March 2020.

Woomelang Mini Silo Art – Mural of endangered animals. Project to commence March 2020.

Tempy Memorial Park – New Playground. Project budget \$40k. To be completed April 2020. 10% complete.

Wimmera Councils are waiting on a State Government policy to be released in early February before they proceed with solutions to the ongoing recycling crisis. Three Wimmera Councils Yarriambiack, West Wimmera and Hindmarsh have all been sending recycling to landfill. The collapse of the SKM Facility came after China restricted its Australian waste imports, under its National

Sword Policy. Chief Executive Officer, Jessie Holmes, said “Wimmera Mallee Waste is negotiating contracts with prospective recycling facilities to take on the Shire recycling.”

The livestock exchange market has welcomed a new face in 2020 at the Warracknabeal Saleyards. Yarriambiack Shire Council have recently appointed Saleyards and Local Laws Officer Craig Powell to the position.

Hopetoun and Beulah Kindergarten have welcomed a new teacher as three-year-old kinder rolls out for the first time in Victoria. Newly appointed Hopetoun Kindergarten Teacher Sally Momblan will bring her broad experience to provide three-year-olds with their foundational early education. Mrs Momblan comes from Melbourne where she completed her Bachelor of Early Childhood Education at Deakin University.

February 2020

Yarriambiack Kindergarten students packed their lunches and marched out the door for their first big day, marking the start of three-year-old kindergarten. Dozens of children commenced their first year of early childhood education, across the Shire in Warracknabeal, Hopetoun, Beulah, Murtoa and Rupanyup. Yarriambiack Shire Council is the first of six Local Government Areas in the Wimmera that will deliver up to 15 hours each week of programs for three-year-olds.

Council has provided grant money to the Warracknabeal Bowling Club to improve visitor's safety on the green. Council has provided the club with \$1,500 to complete the project, the remainder of the project will be funded by the Bowling Club. The Warracknabeal Shade Paving project will provide the Club with the funding to level the surface under the Cancer Council Shade Structure to provide a safe area for all club members and visitors. Once level, the area will be paved, making it easily accessible for people with disabilities, walkers, wheelchairs, prams and the like. This structure will optimise the use of the protection offered by the shade structure in all weather.

Council has completed the computer replacement program in which all hardware has been replaced, four printers needed to be replaced due to their age.

A campaign group advocating to finish a school project has gained more traction after meeting with the State Education Minister. After two years of lobbying for the project, Warracknabeal's "Finish What You Started" campaign was able to gain an audience with Education Minister James Merlino. Warracknabeal campaigner and parent, Karly Kirk, is feeling optimistic after speaking to Mr Merlino, alongside Yarriambiack Shire Mayor, Graeme Massey and Chief Executive Officer, Jessie Holmes.

March 2020

Yarriambiack Shire Council meeting approved a number of local projects funded as part of round three of the Federal Government's Drought Community Support program. The Minyip Progress Association received \$101,000 towards the cost of returning a fuel outlet to the town. When added to other contributions the project's budget will be \$180,000. Minyip lost its only fuel outlet nearly two years ago, the new facility will be unmanned and operate 24/7.

The Murtoa Progress Association have had three projects totalling \$99,000 funded. Concordia College the oldest surviving Lutheran Secondary College building in Australia will have \$40,000 spent to weather-proof the structure as well as some internal plastering. \$25,000 will go towards completing the works already underway at the town swimming pool, while the balance will be used to extend the path at Lake Marma to link the caravan park, the pool area and the newly renovated World War II side of the Memorial Gates.

Enterprise Rupanyup received \$90,000 to outfit its long awaited new supermarket with cool rooms, shelving and other fittings.

Council took the opportunity to remind dog and cat owners of their legal responsibilities to: Adequately confine their animals to their properties and to ensure that dogs are secured by a leash or chain when being walked in public areas. Council would like to remind dog owners that we take dog attacks, dog rushes and dogs found wandering at large very seriously.

Residents past and present gathered in Rupanyup Memorial Hall to inaugurate the 150th anniversary celebrations into the town's founding. The official opening saw the unveiling of a chainsaw carved timber art figure by artist John Brady, which now calls Cromie Street home. The carving is dedicated to the retired farmers and the district who had withstood the tough conditions of times past. Speaking at the events opening, Yarriambiack Shire Mayor Graeme Massey and the Member for Lowan Emma Kealy both praised the town's residents in their stewardship. Mayor Massey praised the efforts of the Rupanyup 150th Committee for organising and pulling together the various functions and activities over the long weekend.

Playgroup sessions are for pre-school children and parents/carers to attend together. Playgroups are a great way for your young child to practise getting along with others and try new ways to play. Playgroup can also provide opportunities to help you meet other parents in your community, share parenting experiences and make new friends. These sessions are supported by our Support Playgroup Facilitator, Kathryn Camilleri.

Yarriambiack prepared for Coronavirus with more cases of confirmed coronavirus in Victoria. The Victorian Government State Control Centre has been activated to

oversee and coordinate Victoria's response. The Yarriambiack Shire has not yet had a reported case of the virus but medical facilities across the district have put in place measures to help prevent any cases from spreading. Yarriambiack Shire Council Public Health and Regulatory Services Coordinator Tim Rose said, "... the Shire has been taking a cooperative approach to educate the community. Council's main concern is to help educate the community and support health services." The coronavirus is spread via hand to mouth transmission and encouraged residents to wash their hands regularly for at least 20 seconds with soap. Cover your cough and sneeze. If you feel unwell stay away from others (stay more than 1.5 metres from people).

Customer Request for Maintenance (CRM) - Council has a CRM facility that can record and forward to the relevant departments for review, any issue that a resident may identify within the Council's jurisdiction. Customers can call our Customer Service Officers on 1800 065 647 or 5398 0100 during normal hours to enter a CRM request. Once an item is in the CRM system for attention it will be addressed in a maintenance priority system as determined by the relevant supervisor. All issues with Council Roads and Footpaths should be put through our CRM request system.

Taking precautionary action in response to the potential threat of COVID-19, Yarriambiack Council has implemented its contingency plan in order to ensure that Council services continue as usual. Council's new precautionary measures come after the Victorian Government declared a state of emergency. In line with advice provided by the State and Federal Government, Council will either suspend or alter a number of events and services, which will be reviewed weekly, taking precautions to ensure that the community is prepared as the effects of the virus continue to spread. Council will suspend its children's playgroups, Warracknabeal branch library and senior citizen group services, as well as temporarily closing the Warracknabeal Leisure Centre and swimming pools. Council will also be limiting its customer service centre to pre-bookings, closing general entry until 14 April, as well as its saleyards, which too will be closed off to the general public. Council will also be increasing its cleaning services of public amenities such as caravan parks, playgrounds and public toilets, which will receive a disinfectant clean once a day. Council's Chief Executive Officer, Jessie Holmes said, "Council is liaising and awaiting further directives from the State Government."

Council will waive interest charges for ratepayers, penalties on animal registrations and health premise registrations in order to provide relief for residents strained by COVID-19 restrictions. Council will grant residents greater leniency to pay off their rates due to the strain of the pandemic, with rates being collected as

normal but Council extending the due date for the fourth quarter rates payment and interest application deferrals on overdue rates to 30th June, also allowing for a case-by-case review. Mayor Graeme Massey said that the relief offered by Council was in recognition that residents are now faced with greater challenges. Council will waive interest on 2019/20 rates arrears and penalties on animal registrations and food, health and accommodation registrations because Council understands that residents have bigger challenges that they are facing right now.

April 2020

Mayor Graeme Massey states our lives have certainly dramatically changed since the middle of March. Mayor Massey normally reports on some of the key functions and events that he attends in the preceding weeks, however, his diary shows that in the past four weeks, 20 such meetings have either been postponed or cancelled.

Warracknabeal usually welcomes quite a few hundred people to Y-Fest activities over the Easter weekend, this year only the race meeting went ahead, but without spectators. Easter impacted everyone with family visits put on hold and travelling out of town severely curtailed. Council had to modify most of its operations. Our Community Care workers continue to provide personal and domestic services to our residents, as well as taking on the daily delivery of Meals on Wheels. Our works and town maintenance staff continue to carry out their roles. Town maintenance staff are being kept extra busy with disinfection cleans in a number of public facilities. Corporate staff where possible have been able to work from home. Our office is closed to the public but staff can still be contacted by phone or email. Councillors met using Zoom. Mayor Massey said "... we are well aware that these are difficult times for us all, particularly for the retail businesses in our towns. Council is here to support all residents as we make the preventive sacrifices to ensure we come out of this crisis as soon as practicable."

Yarriambiack Shire Council has announced further closures of Council services after the State Government moved on health advice to enact Stage Three restrictions. With additional restrictions limiting remaining Council services, including the now indefinite closure of Senior Citizens and Playgroups, behind the scenes Council is looking into redeploying staff into other services. Chief Executive Officer, Jessie Holmes said, "... that staff unable to perform their regular duties, would be reassigned into roles in order to provide alternative arrangement. Some services had to be closed due to a lack of surplus workers, but we will be working in the background to redeploy Council resources. Caravan Parks and camping grounds will remain closed."

The Victorian Government has launched the \$500 million Business Support Fund to help small businesses survive the impacts of the coronavirus pandemic and keep

people in work. Funding of \$10,000 per business is available and will be allocated through a grant process. Small businesses are eligible if they employ staff, have been subject to closure, have a turnover of more than \$75,000 and have payroll of less than \$650,000. Further information could be gained by contacting Yarriambiack Shire Council.

Yarriambiack Shire Council made the decision to reduce the fee for Meals on Wheels due to the COVID-19 pandemic. As of the 1 April 2020 until further notice, the new price for Meals on Wheels will be \$4.50 instead of \$9.00. Council is also offering unaccompanied shopping assistance to help consumers get groceries and run errands. If you are feeling lonely and isolated, Council can offer a regular phone call service to have a chat and see how you are going.

Registering your pets is necessary under the Domestic Animals Act 1994 (Victoria) and greatly improves the chance of your pets being returned to you if they become lost. Council has sent out animal renewal notices to all owners of previously registered animals. It is a requirement for all dogs and cats aged 3 months and over to be registered. Microchip registration is not the same as pet registration. For those that continue to not register their dogs and cats; there are penalties that will apply. All pet owners were reminded that your animal registration should be renewed by the 10 April 2020.

May 2020

While Sunday will not be like any other Mother's Day in recent memory, Yarriambiack Supported Playgroup Facilitator Kathryn Camilleri will try to make the day as special as ever. Like so many other Australians, Ms Camilleri embraced the move online and starting this week began to share ideas and stories for Mother's Day online over Facebook. Something as simple as a breakfast in bed, a warm cuppa, a tidy bedroom and a big hug. Ms Camilleri has been live-streaming story time sessions through Facebook, where families can tune in at any time to get ideas to further their child's learning and development.

Council will hold its next meeting on 27 May after it was forced to cancel its 22 April meeting due to State laws which prevented Councils in Victoria from meeting electronically. Chief Executive Officer Jessie Holmes, said "... that while Council had been reviewing its procedures and procurement policy at Council Forum, they are confident that the meeting will be able to be held in-person in late May." The State Government has allowed Councils extra time to hand over their budget, but Yarriambiack Shire Council plans to go ahead with its normal timeline.

Council's Chief Executive Officer, Jessie Holmes is encouraging residents to support their local businesses. Keeping business close to home will ensure the long-term survival of the community and ensure that residents

enjoy the little things only available in country towns. Council decided to be a part of supporting local businesses because Council wants local business to survive and thrive. "All our shops have an amazing variety of goods and quality service."

Yarriambiack Shire Council will be recommencing recycling services from 25 June after the Council negotiated an agreement with Cleanaway Waste Management. Under the new agreement, no new kerbside bins will be introduced and Council is planning to hold community consultations over the next six to 12 months to discuss waste management throughout the Shire.

Yarriambiack Shire Council has been successful in gaining funded positions through the Working for Victoria Scheme. The Scheme provides funded placements for members of the community who have lost their job or have been stood down due to the coronavirus. Chief Executive Officer said, "... two positions will be created to assist with the Shire's capital works program." The successful applicants will be cutting up the timber for firewood which will then be donated to members of the community over 65 who are in the at risk category.

Two capital works projects have been completed: -

Beyal Road – renewal of section totalling 2,000m includes pavement reconstruction and a new double 4m wide seal.

Banyena Pimpinio Road – renewal of 1,700m section from V Schultz Road heading west, pavement reconstruction with new double 6.6m wide seal.

Council has received correspondence proposing a town boundary change. The proposal is to move 161 Wathe Reserve Road, Patchewollock (Crown Allotment 29 Wathe Parish) from the Patchewollock locality and include it in the locality of Hopetoun to assist with the farming operation. Council is supportive of the proposal but invites comments or objections from any interested parties before any further decision is made. All comments or objections should be in writing and addressed to Chief Executive Officer, Yarriambiack Shire Council, no later than Friday 22 May 2020.

Property owners and residents throughout Yarriambiack Shire were advised that fees for the disposal of Green Waste will be waived for the period 26 May to 7 June 2020, during normal hours of operation at transfer stations in the Shire.

Council has been successful with two applications for State Government assistance. We are one of few Councils that will be able to provide employment for workers in the region who have lost their jobs and registered for the Work for Victoria scheme. This initiative will provide us with \$600,000 to offer 13 people employment until November. They will work with our outdoor maintenance staff to undertake cleaning, tree planting, looking after

street gardens and assist with some light building construction.

Our application to Regional Arts Victoria (RAV) for funding from their “Home is where the Hall is” program was accepted. This has resulted in RAV granting \$440,000 to match Council and Community funding of \$150,000. Yarriambiack has 14 halls throughout the Shire that will benefit from this project. Each community has submitted their needs that include new curtains, painting, access ramps, air-conditioning and general maintenance.

Yarriambiack Shire will receive an additional \$1.3 million in funding for local roads and community projects from the Federal Government. Under the \$500 million Local Roads and Community Infrastructure program, Councils will be able to submit local road and community projects for construction, maintenance and/or improvement to the Federal Government.

Changing of the guard at Yarriambiack Shire Council Northern Depot, Alan Peters Superintendent of Works for the Northern part of the Shire, retired after 30 years of working for Council. Alan congratulated Adrian Love on his promotion as the new Supervisor.

Yarriambiack Shire Council is wishing to replace its Digital Mobile Radio Network communications system. The current radio system utilised for Outdoor Works across the Shire is a Telstra Fleetcom Specialised Mobile Radio (SMR) system and is to cease operation as at 30th June 2021. The GPS tracking systems and rollover alert in Council operational vehicles and plant will require upgrading as the tracking devices will no longer be supported after 31st December 2020. Council operates across remote areas, with staff working in isolation or on high-risk construction sites where effective communication is considered imperative to the safety and wellbeing of staff and contractors.

Council seeks to gain a more detailed understanding of the supplier market and range of solutions that may be available; hence the Expression of Interest (EOI) process may be the first stage of a multi stage procurement process. Documents and specifications for the EOI can be obtained by download from Council’s electronic tendering website

<https://www.tenderlink.com/yarriambiack/>.

On 27 May 2020, Council formally considered its Budget for 2020/2021 and gave notice to advertise the Draft Budget. Copies of the proposed Draft Budget are available for inspection until 23 June 2020. Council will meet at its Ordinary meeting on Wednesday 24 June 2020 at 9.30am.

Council is currently looking for local land owners if they believe they may have gravel on their land and would like to have Council come in and establish a gravel pit to contact Warren Perris on 5398 0100 to organise a

meeting and to inspect the site.

Yarriambiack resident’s views on Council’s overall performance dropped according to the results of the annual Local Government Community Satisfaction Survey. Commissioned by the Victorian Government, results showed a six-point decline in residents’ view of Yarriambiack Shire Council’s overall performance. This follows a state-wide drop in perceptions of Local Government and Yarriambiack Shire in line with other small rural Councils. Mayor Graeme Massey said, “... that although there had been a dip from last year, ratings of Council’s overall performance from 2016 had been heading in the right direction. We would like to see it going up but the fact that it’s not can be explained by a number of factors such as the inspectorate report.” Chief Executive Officer, Jessie Holmes said that Council will focus on its plan and community engagement policy in the hopes to restore resident’s satisfaction.

The Local Government Inspectorate Office has informed Council that its investigation that commenced in November 2019 has now concluded. All matters have been resolved to their satisfaction.

Matters discussed by Council at the Council meeting included the allocation of \$1.3 million in federal grants. Councillors adopted a motion to allocate just over \$1 million to local roads (which will offset the end of the State Government’s Fixing Country Roads Program). A further \$150,000 has been earmarked to support a Sport and Recreation grant for \$2.2 million to upgrade netball facilities at Beulah, Brim and Rupanyup. The remaining \$122,000 will go towards buying street furniture and plants for “beautification” projects across the Shire.

Yarriambiack Shire Council paid their respects to Victoria Police for their efforts during the coronavirus lockdown and in a gesture of respect to officers who had fallen in the line of duty, Mayor Graeme Massey presented flowers to Sergeant Brendan Khan and Sergeant Phil McClure during the Council meeting.

June 2020

Round One 2020 SHARE Grants opened 8th June 2020 and will close 3rd July. The purpose of the program is to develop and actively support community organisations and businesses who positively contribute to community wellbeing and the cultural life of the region. The grants program enables the Shire to build community capacity and sustainability, develop cultural identity and support initiatives that respond to identified community needs.

Caravan Parks within our Shire reopened to patrons that are self-contained and have their own toilet and kitchen facilities. Current restrictions prohibit the use of all communal areas, meaning that amenities blocks and kitchen/BBQ areas must remain closed.

Council was happy to welcome Isaac McPherson to the team as our Student Design Engineer. Isaac is a local from Brim who has already spent two university breaks with Council and we are excited to have him on board.

The Warracknabeal Town Hall Committee of Management has been able to refurbish parts of the Hall through a Yarriambiack Shire SHARE Grant. The grant has allowed the committee to replace the floor coverings in the downstairs foyer toilets and install a blind in the recently refurbished storeroom. Committee member Jenny Taylor said, "... the committee was delighted to have received a Yarriambiack Shire Council grant earlier in the year. The grant has enabled the committee to further their long term aim of upgrading the hall and its facilities."

People living in the Yarriambiack Shire will benefit from \$1 million in additional Liberal National Government funding to support community infrastructure and other drought-relief projects through the expanded Drought Communities Program.

Yarriambiack Shire Council has passed its Debt Management, Relief and Hardship Policy to address recommendations identified by the 2019 Local Government Inspectorate Report. Passed at Council meeting, the Policy lays out a framework for Council's recording and managing rates, charges and fees for residents. Director of Business Strategy and Performance Officer, Tammy Smith said, "... that the new policy would ensure that proper debt management processes are followed". This comes in response to the Inspectorate Report handed down in November 2019, which found that there was no evidence at the time of investigation that Council had attempted to collect outstanding debts.

Warracknabeal Leisure Centre will partly reopen from 22nd June when restrictions were eased on indoor sports and recreation.

Yarriambiack Shire Councillor, Helen Ballentine, has resigned from Council deciding to spend more time with her family. After 15 years in office, the former social worker and Yarriambiack Mayor retired effective 24 June. Attending her final Council meeting, Cr Ballentine thanked her friends, family and fellow Councillors for their support over the years. Saddened by the occasion, Mayor Graeme Massey gifted Cr Ballentine flowers and a framed picture on behalf of the Shire's Councillors and staff. Mayor Massey said, "... on behalf of Council and staff we thank you and wish you well in coming years."

Warracknabeal and District Historical Society have received a gift from the Yarriambiack Shire of an ornate clock. The clock is inscribed with "A memento of a pleasant presidential term 1926-27 presented by Cr JL Disciacati." The Historical Society thanked the Shire for their donation.

Street artists Andrew J Bourke, ITCH, Dvate, Goodie, Kaff-

Eine, Makatron and Chuck Mayfield have teamed up to paint eight field bins in Woomelang with a theme of Endangered Species of the Mallee. The results are incredible.

Council, in collaboration with the Murtoa Progress Association, proposes to plant an avenue of Ornamental Pears along both sides of McDonald Street from Marma Street through to Comyn Street to enhance the streetscape.

The final two large road rehabilitation jobs were sealed and completed thanks to the great efforts of the operations crew from all three zones. The extra effort and time that they all committed too has resulted in Council being in a fantastic position to complete the Capital Works Program on time.

Planning for the delivery of library services to be initiated on 1 July 2020 is continuing with the purchase of IT/software, furniture and shelving. The Yarriambiack Libraries Facebook Page has been created to begin promotion and awareness of the upcoming services and open communication with members. The Facebook Page will include ideas for engaging young readers, storytelling sessions, general library enquiries and book recommendations. The library van has arrived and will be branded in the coming weeks. A locker system will be installed in Lascelles, Speed and Yaapeet where customers can access their orders and use a drop-off point for returns.

Yarriambiack Shire Council acting under Section 189 of the Local Government Act 1989 proposes to transfer Lot 1 of Lodged Plan 66769 known as the Hall Carpark, Beulah. It is Council's intention to transfer the land for the purpose of a Supermarket Cooperative.

Any person wishing to make a submission on the proposal must do so in writing no later than 5pm, Friday 31 July 2020.

A man wearing a cap and sunglasses is smiling while holding a black and tan dog in a field of yellow flowers. The background shows a cloudy sky and distant trees.

YEAR IN REVIEW

OUR CHALLENGES AND THE FUTURE

YEAR IN REVIEW

CHALLENGES

Our economy is changing:

- Changing technology will provide us with more innovative business opportunities especially around on-line retailing and social media
- The continued consolidation of farming enterprises to create larger farms and/or corporate entities
- Rate Capping and cost shifting to Local Government
- Mining in the municipality may increase, providing economic activity and employment opportunities.

Our community is changing:

- The municipality is continuing to experience some population decrease, mainly from people moving, or from natural causes
- Increase in people from diverse cultures moving to our municipality
- Our population is ageing
- Volunteer groups need help to be sustainable.

THE FUTURE

To attract and retain people in our municipality, quality services and cultural activities are needed including:

- Opportunities for sport, recreation and physical activity
- Facilitate the attraction of major events
- Growth and quality of preschool, primary and secondary educational services
- Provide support to existing businesses to grow and develop
- Promote 'Buy Local' Campaign
- Support and assist communities in the development and promotion of special events, expo's and festivals.

For the Municipality to be a good place to live and preserve our natural environment we need to:

- Make greater use of assets such as Yarriambiack Creek, Lakes and Weir pools
- Maintain assets that meet the community's needs
- Ensure that appropriate and accessible public transport services are provided across the Shire
- Better manage our waste management to educate the community on recycling and energy efficiency.



MAYOR'S MESSAGE

It is with great pleasure and much honour that I present the Annual Report for 2019/2020. Once again I have enjoyed my year as mayor and leader of a council that has strived hard to represent the residents of Yarriambiack Shire.

The Victorian Local Government Act (2020) requires all councils to provide an Annual Report to the Minister for Local Government by 30 September each year. The Annual Report is an important document that provides a transparent record of the Shire Council's performance in addressing the strategic objectives that are set out in the Council Plan. The report ensures that all individuals, groups and organisations are kept informed of Council's decision-making processes during the last financial year.

Over the past twelve months we have continued to maintain our strong relationship with our communities through consultation evenings. I wish to thank them for their support, advice and suggestions. As a council we need that input to ensure that your needs are being addressed in the most appropriate way. Our advocacy on behalf of the community has resulted in the Warracknabeal Education Project receiving full funding and Woodbine Inc obtaining funding for a new building.

A number of achievements to be highlighted during 2019/2020 include a major investment to upgrade IT hardware and software, major improvements at Warracknabeal Livestock Exchange, another million dollars to fund an additional twelve community projects, streetscaping at Murtoa, over six million dollars that was spent on our road network and upgrades to amenities at some of our caravan parks and halls.

In November 2019 the Municipal Inspectorate Office released the Protecting Integrity report into Yarriambiack Shire Council. Their investigation highlighted a number of governance and operational failures that needed to be rectified. Council has adopted an Action Plan, with quarterly public reporting, to ensure that these matters are being corrected and that measures are in place to implement the full recommendations of the report.

From March 2020 the Coronavirus pandemic has placed heavy restrictions on how our staff operate and has impacted the delivery of many of our services and community activities. Most events and sporting competitions have been cancelled or postponed. Community services such as playgrounds, toilets, parks and libraries were temporarily closed. An absence of tourism has affected local businesses such as cafes, hotels and retail outlets. We were fortunate that our outdoor staff was able to continue with capital works and town maintenance projects. Community support staff found themselves delivering twice the number of meals-on-wheels as older residents were urged to remain in their homes. There have been no significant job losses and Council is participating in the Work for Victoria program and has been able to offer thirteen full-time jobs to those who have lost their employment due to the pandemic.

I sincerely thank our Chief Executive Officer, Jessie Holmes, and her staff for their conscientious dedication to their respective responsibilities. At all times they have been approachable and willing to assist myself and other councillors with any concern or issue we have had.

I thank my fellow councillors for their co-operation in all matters. Their role in representing ratepayers has been diligent, thoughtful and incisive. They have provided me with strong support throughout the year making my role a lot easier and most enjoyable.

I believe that this report continues to endorse the sound framework of this current Council Plan.

Cr Graeme Massey

Mayor

COMMUNITY SATISFACTION

2020 COMMUNITY SATISFACTION SURVEY

Each year Local Government Victoria (LGV) coordinates a State-wide Local Government Community Satisfaction Survey throughout Victorian local government areas. The main objectives of the survey are to assess the performance of councils across a range of measures and to seek insight into ways to provide improved or more efficient service delivery.

The overall performance index score of 56 for Yarriambiack Shire Council represents a significant six point decline on the 2019 result, the most significant change in overall perceptions recorded. This decline takes the overall performance rating to its lowest level recorded.

Yarriambiack Shire Council's overall performance is rated in line with both the Small Rural group and State wide averages for councils (index scores of 56 and 58 respectively).

- Perceptions among almost all demographic and geographic cohorts have declined significantly over the past 12 months.

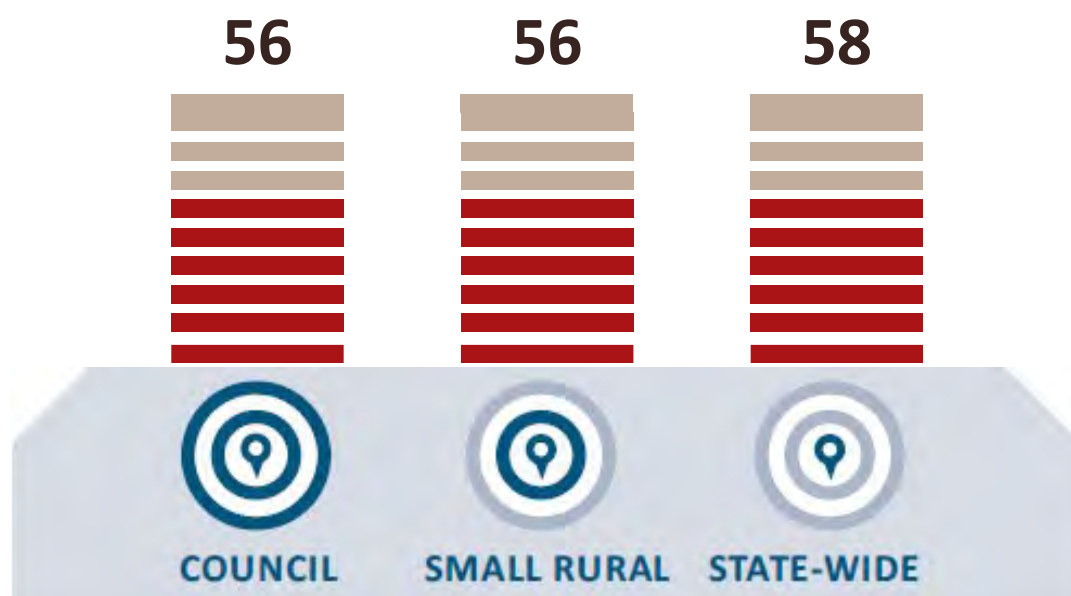
- With an index score of 58, residents aged 65 years and over are the most positive in their views of Council's overall performance albeit the rating is not significantly different to the Council average. As for many other cohorts, this is their lowest rating of overall performance to date.

- Perceptions among those aged 50 to 64 years are the lowest of all cohorts (index score of 51).

Just over twice as many residents rate Yarriambiack Shire Council's overall performance as 'very good' or 'good' (41%) as those who rate it as 'very poor' or 'poor' (20%). A further 37% sit mid-scale, rating Council's overall performance as 'average'.



OUR CORE PERFORMANCE



OVERALL COUNCIL PERFORMANCE

RESULTS SHOWN ARE INDEX SCORES OUT OF 100

Services	Yarriambiack 2020	Yarriambiack 2019	Small Rural 2020	State-wide 2020	Highest score	Lowest score
<i>Overall Performance</i>	56	62	56	58	Aged 65+ years	Aged 50-64 years
<i>Overall Council direction</i>	53	55	50	51	Aged 65+ years	Aged 50-64 years
<i>Customer service</i>	73	72	70	70	Warracknabeal residents	Dunmunkle residents
<i>Consultation & engagement</i>	59	63	54	55	Hopetoun residents	Aged 50-64 years
<i>Lobbying</i>	58	58	52	53	Aged 65+ years Hopetoun residents	Aged 50-64 years
<i>Community decisions</i>	58	63	53	53	Aged 65+ years	Aged 50-64 years
<i>Sealed local roads</i>	40	42	51	54	Aged 65+ years	Aged 50-64 years

FINANCE SUMMARY

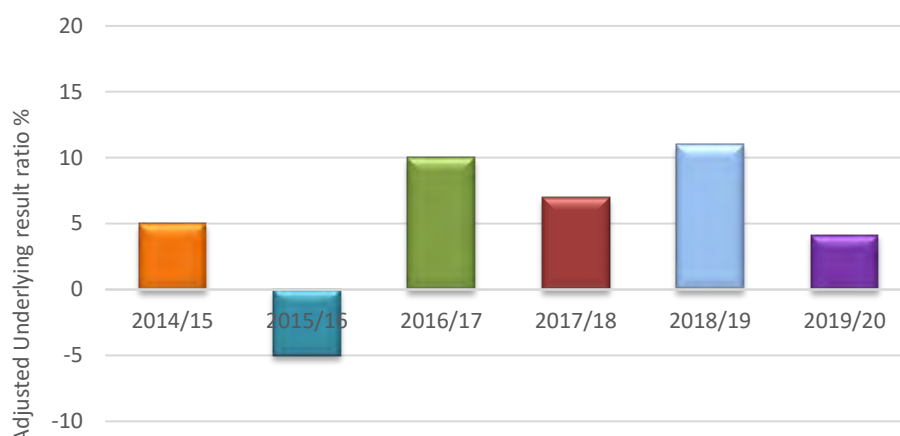
COUNCIL'S FINANCIAL POSITION CONTINUES TO REMAIN SOUND

Detailed information relating to Council's financial performance is included within the Financial Statements and Performance Statement sections of this report.

The following is a snapshot of Council's 2019/2020 financial position:

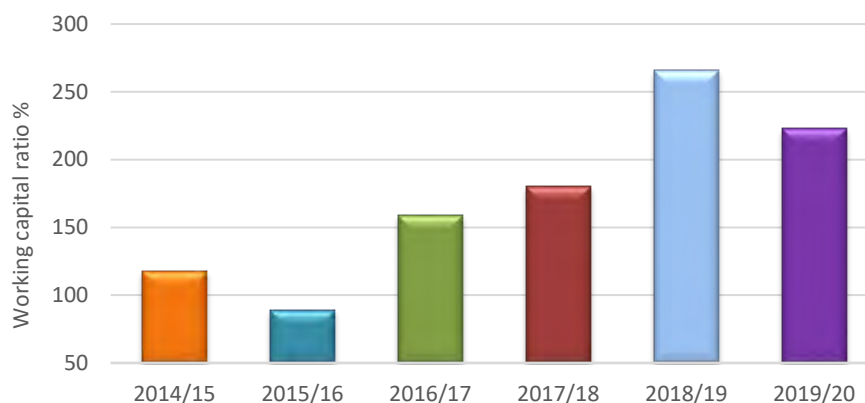
TOTAL REVENUE	\$27.050 million
TOTAL EXPENDITURE	\$24.379 million
SURPLUS	\$2.671 million
TOTAL ASSETS	\$158.034 million
TOTAL LIABILITIES	\$7.470 million
EQUITY	\$150.564 million
NET CASH FROM OPERATING ACTIVITIES	\$10.780 million

OPERATING POSITION



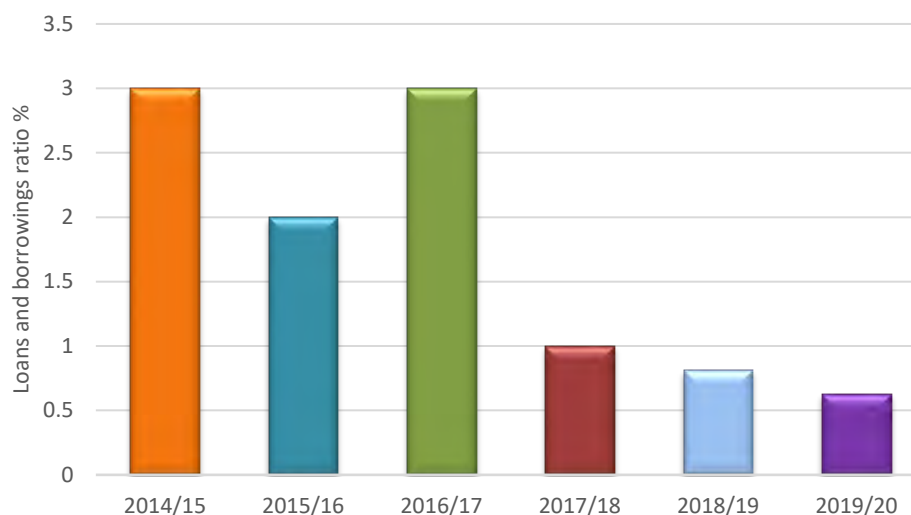
Council achieved a surplus of \$2.671 million in 2019/20. The surplus has decreased on the prior year surplus of \$6.019 million. As per the Comprehensive Income Statement in the Financial Report, the variance is due mainly to increased spending in materials and services with the completion of community projects where grants were received in the 2018/19 year.

LIQUIDITY



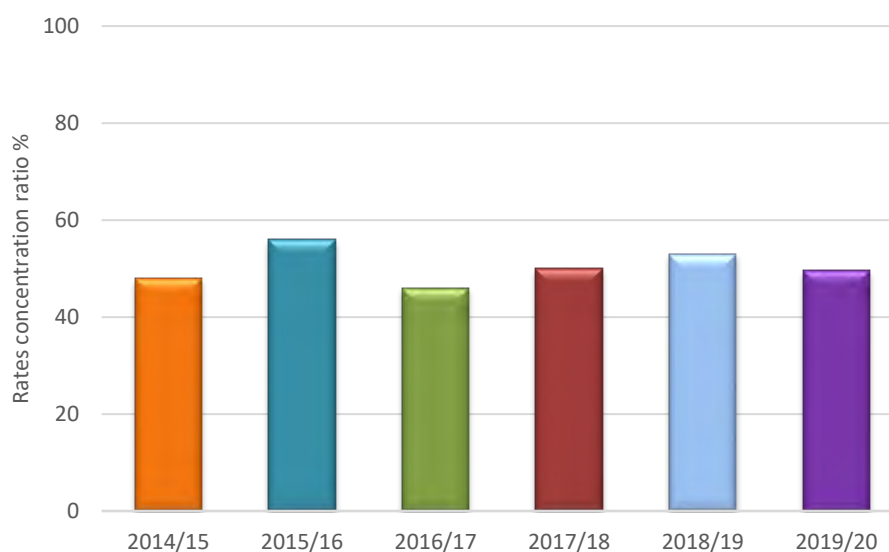
While cash has increased by \$1.168 million, Current Liabilities have also increased due to an increase in creditors (\$704,000) and the impact of the new treatment of Leases (AASB 1016 Leases) (\$335,000). The working capital ratio which assesses Council's ability to meet current commitments is calculated by measuring Council's current assets as a percentage of current liabilities. Council's result of 223% is an indicator of satisfactory financial position and is in the expected target band of 100% to 300%.

OBLIGATIONS



Council aims to ensure that it is able to maintain its infrastructure assets at the expected levels, while at the same time continuing to deliver the services needed by the community. To bridge the infrastructure gap, Council invested \$6.117 million in renewal works during the 2019/20 year. This was funded from operations and cash reserves. At the end of the 2019/20 year Council's debt ratio, which is measured by comparing interest-bearing loans and borrowings to rate revenue, was 0.63% which was within the expected target band of 0% - 10%.

STABILITY AND EFFICIENCY



Council raises a wide range of revenues including rates, user fees, fines, grants and contributions. Despite this, Council's rates concentration, which compares rate revenue to adjusted underlying revenue was 50% for the 2019/20 year which is within the expected target band of 40% - 80%.



Warracknabeal Town Hall – Kitchen Upgrade Project

Kitchen upgrade works will commence March 2019 and include the complete refurbishment of the antiquated kitchen with a new stainless steel food preparation and cleaning zone, modern servery, new appliances and ample storage.

The shared use type kitchen will not only provide up to date facilities for attracting large scale functions, but also support local entrepreneurs, caterers and hospitality training opportunities.

Yarriambiack Shire Council will invest \$90k in the much needed works. Expected completion August 2019.



Warracknabeal Town Hall – Strong Foundations

The Warracknabeal Town Hall Strong Foundations Project is supported by the Victorian Government through the Living Heritage Program.

Stage 2 works include re-levelling and resurfacing floors, wall and ceiling repairs as well as reinstatement of original heritage detail.

The repairs will open the spaces up to additional uses and renew interest in the much valued community asset. Expected completion July 2019. Project value \$130k.



Rupanyup Community Retail Hub Project

The community-based initiative will revitalise the retail centre of the town of Rupanyup.

Enterprise Rupanyup Ltd and Yarriambiack Shire Council, with the support of the Victorian and Federal Governments, are constructing a Community Retail Precinct to include a new supermarket, four retail tenancies and an outdoor community space. Completion is expected by March 2020. Project value \$1.228m.



Minyip Grandstand Refurbishment Project

Minyip Grandstand Refurbishment Project will include extensive structural works, replacement of seating deck, installation of a centre safety rail, reinstatement of period balustrade and painting.

The structure, built in 1906, does not have heritage listing but is of significant social and cultural importance to the Minyip community.

Yarriambiack Shire Council is currently seeking funding for the project valued at \$152k.



Warracknabeal Regional Livestock Exchange – Facility Upgrade Project

The Warracknabeal Regional Livestock Exchange “Ram it Up” Project Plan has been developed to improve the general amenity of the saleyard site, to offer greater flexibility of use, extend the operational hours, increase revenue and provide a safe environment for users and livestock.




The livestock exchange is an important community meeting space, which fosters social inclusion and knowledge sharing which is essential for ongoing improvement in the competitive agricultural environment. Yarriambiack Shire Council is currently seeking funding for the project valued at \$272k.

Warracknabeal Leisure Centre – Facility Upgrade Project

Yarriambiack Shire Council will consult with Leisure Centre user groups to establish priorities for upgrades at the Warracknabeal Leisure Centre.

Project value \$50k.



Warracknabeal Leisure Centre – Court Surface Project

The Warracknabeal Leisure Centre is an indoor multi-purpose sport and recreation facility built by Yarriambiack Shire Council in 1975.

Yarriambiack Shire Council has secured funding through SPORTAUS to replace the stadium area floor. The upgrade will provide a safe and smooth playing surface that encourages not only continued use by traditional organised team sports, but smaller and emerging indoor sports. The project will be completed early 2020. Project value \$271k.

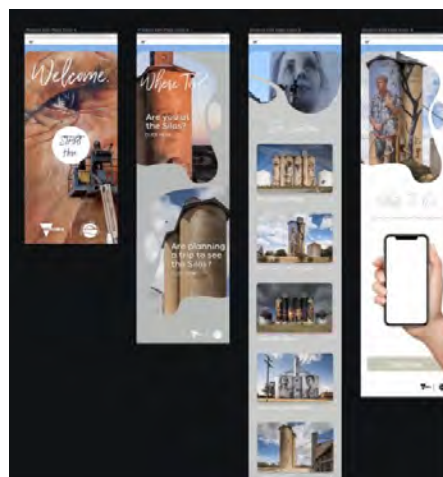


Wimmera Mallee Tourism Digital Innovation Project

The Wimmera Mallee Tourism Digital Innovation Project will include the construction of a new website, which will house informative videos, podcasts and digital stories. An app is also being developed and will house Augmented Reality that will allow the silos to come alive.

The project aims to increase the quality and flow of information through the region, dispersing visitors from the Silo Art Trail to the rest of the region and to provide information through digital channels. It will increase awareness of what the region has to offer and to enhance the experience once tourists are here.

The project is valued at \$245,000 and is expected to be completed by the end of August, 2019.



A photograph of the Memorial Hall building, a two-story structure with a red brick base and white upper walls. The building features several windows and a central entrance with a white door. A stone plaque is visible on the brick wall near the entrance. A red diagonal banner is in the top left corner, and a large white text overlay is in the bottom right corner.

YEAR IN REVIEW

**MAJOR
GRANTS**

COMMUNITY GRANTS SHARE PROGRAM

The purpose of the program is to develop and actively support community organisations and businesses who positively contribute to community wellbeing and the cultural life of the region. The grants program enables the Shire to build community capacity and sustainability, develop cultural identity and support initiatives that respond to identified community needs.

PROJECT

Minyip IGA - Front façade Painting & Repair
 Rupanyup A&P Farmers Market
 Keep Me Tidy - Woods Museum
 Wine & Dine in the Stick Shed
 Electric BBQ - Rupanyup Swimming Pool
 Hoof & Harvest Festival Beulah
 Australian 50 Yard Calibre 100 Yard Championship
 Refurbishment of Flower Planters - Warracknabeal
 Restore Community Blackboard
 Moving Our Community Gym
 Welcome Dinner - Warracknabeal
 Enhancement of Town hall - Toilets & Blind
 Brim & Lah District Honour Board
 Kitchen Safety Upgrade - Warracknabeal Playgroup
 Display Boards - Warracknabeal Scout Hall
 Time to Shine - Solar Lighting for Shearing Shed
 2020 Hopetoun Bowls Carnival
 Hopetoun replacement Cricket pitch
 Camp Oven Cook Off
 Wimmera 8th Mile Championship - Warracknabeal
 Biennial Exhibition - Hopetoun Patchwork Group

DESCRIPTION

Minyip IGA
 Rupanyup A&P
 Woods Farming & Heritage Museum
 Murtoa Events
 Rupanyup Community Swimming Pool Inc
 Beulah Historic, Learning & Progress Assoc.
 Warracknabeal Rifle Club
 Warracknabeal Townscape Committee
 Warracknabeal Community Garden
 Hopetoun & District Neighbourhood House
 Welcome to Warracknabeal Meet& Greet (A)
 Warracknabeal Town Hall Committee
 Brim Memorial Hall Anzac Committee
 Warracknabeal playgroup Inc.
 Warracknabeal Band & Scout Hall
 Woomelang & District Development Assoc.
 Hopetoun Bowling Club
 Southern Mallee Giants Cricket Club
 Patchewollock Playgroup (Auspiced)
 Wimmera Off Street Drag Racing
 Hopetoun Patchwork Group Inc.

AMOUNT

\$2,000.00
 \$1,000.00
 \$549.00
 \$1,000.00
 \$3,000.00
 \$1,000.00
 \$1,000.00
 \$2,600.00
 \$1,000.00
 \$3,000.00
 \$1,000.00
 \$3,000.00
 \$330.00
 \$1,940.00
 \$1,930.00
 \$360.90
 \$1,000.00
 \$3,000.00
 \$1,000.00
 \$1,000.00
 \$500.00



Pictures from left to right

1. The Woomelang Flower Show held by the Woomelang CWA in the Event category.
2. Lawn mower one is for the Beulah Recreation Reserve Storage Shed in the Community Building category.
3. Daniel Noonan shopfront was re-clad and repaired (Murtoa) in the Business & Streetscape category.
4. Minyip IGA who painted their shopfront in the Business & Streetscape category.

DROUGHT COMMUNITIES PROGRAMME

On 19 August 2018, the Australian Government announced it would extend the Drought Communities Programme to support local infrastructure and other projects for communities and businesses who have been impacted by drought.

Funding of \$1 million dollars was provided to Yarriambiack for a range of local projects that were intended to provide short term support, including by boosting the local employment and procurement and addressing social and community needs.

Round two of the funding enabled fourteen projects across thirteen townships including the Brim Bowling Green artificial surface, Woomelang Mini Silo Art Trail, Murtoa Hall Upgrades and Rupanyup Oval Lights Upgrades.

On 28 January 2020, the Australian Government announced it would provide funding under the Drought Community Programme Extension to a further 53 Councils experiencing hardship due to drought and Yarriambiack once again received another \$1 million dollars which was put towards projects including the Hopetoun Powerhouse Accommodation, Warracknabeal Stadium Upgrade, Patchewollock Playground and Minyip Community Fuel Depot.

The total commitment by the Federal government under the DCP for Yarriambiack has been \$3.5 million dollars.

PROJECT	DESCRIPTION	AMOUNT
Aubrey Hall	New roof and arts project (mural restoration)	\$30,000
Beulah Memorial Hall	External painting of Hall	\$40,000
Beulah Swimming Pool	Solar system	\$20,000
Brim Bowls Club Synthetic Surface	New promaster synthetic surface	\$180,000
Hopetoun Gateway BEET	Refurbish and extend Gateway BEET	\$120,000
Jung Recreation Reserve	New playground	\$25,000
Minyip Recreation Reserve Irrigation	New irrigation to sports oval	\$85,000
Murtoa various Community projects	Bowls Club Upgrades, Recreation Reserves - Community Centre, Mechanics Hall – Air-conditioning, Lake Marma Irrigation, Tennis Court Resurface	\$75,000
Patchewollock Public Space	Upgrade to include seating, shade, BBQ, picnic areas and landscaping.	\$50,000
Rupanyup Recreation Reserve	Upgrade sporting oval lights – Full lighting project. Total project cost \$240k. Application to SRV for \$90k 3/6/2019	\$242,000
Tempy Recreation Reserve	New playground	\$40,000
Murtoa Swimming Pool	Amenities upgrade	\$345,000
Woomelang Mini Silo Art	Mural of endangered animals	\$45,000
Yaapeet Reservoir	Earthworks	\$40,000



OUR COUNCIL



OUR COUNCIL

**YARRIAMBIACK SHIRE COUNCIL IS
DIVIDED INTO THREE WARDS**



HOPETOUN

including Hopetoun, Patchewollock, Beulah, Woomelang, Lascelles, Speed, Yaapeet, Tempy, Turriff and Rosebery

WARRACKNABEAL

including Warracknabeal, Brim, Sheep Hills and Lah

DUNMUNKLE

including Murtoa, Minyip, Rupanyup and Lubeck



CR GRAEME MASSEY - MAYOR

First elected in 2012
(Warracknabeal Ward)

*Cr Massey provides
representation on the following
committees:*

- Municipal Association of Victoria
- North West Municipalities Association
- Yarrilinks – Yarriambiack Landcare Group
- Yarriambiack Tourism Association



**CR SHANE ROBERTS
- DEPUTY MAYOR**

First elected in 2016
(Hopetoun Ward)

Cr Roberts provides representation on the following committees:

- Yarriambiack Tourism Association
- Western Highway Action Committee
- Sunraysia Highway Improvement Committee
- Henty Highway Action Group
- GWM Water Community Consultative Mallee Users Group
- Wimmera Mallee Sustainability Alliance
- Yarriambiack Creek Advisory Committee
- North West Municipalities Association



CR KYLIE ZANKER

First elected in 2008
(Warracknabeal Ward)

Cr Zanker provides representation on the following committees:

- Municipal Association of Victoria
- Internal Audit Committee
- Rural Financial Counselling Services, Victoria
- Centre for Participation
- Yarriambiack Chaplaincy Council
- Yarriambiack Youth Action Committee
- Seasonal Conditions Committee



CR JEAN WISE

First elected in 2016
(Warracknabeal Ward)

Cr Wise provides representation on the following committees:

- Internal Audit Committee
- Australian Local Government Women's Association
- Wimmera Regional Library Service - until 30 June 2020.
- Yarriambiack Early Years Committee



CR TOM HAMILTON

First elected in 2016
(Dunmunkle Ward)

Cr Hamilton provides representation on the following committees:

- Yarriambiack Tourism Association
- Yarrilinks – Yarriambiack Landcare Group
- Rail Freight Alliance
- Wimmera Development Association – Community Representative



CR CORINNE HEINTZE

First elected in 2016
(Dunmunkle Ward)

Cr Heintze provides representation on the following committees:

- Grampians Central West Waste & Resource Recovery Group
- Livestock Saleyards Association of Victoria
- Warracknabeal Saleyards Committee
- Wimmera Southern Mallee Regional Transport Group



CR HELEN BALLENTINE

First elected in 2005
(Hopetoun Ward)

Cr Ballentine provides representation on the following committees:

- Yarriambiack Tourism Association
- Wimmera Mallee Tourism Association
- GWM Water Regional Recreational Water Users Group
- Wimmera Development Association - Community Representative

EXECUTIVE MANAGEMENT TEAM



JESSIE HOLMES

Chief Executive Officer

Jessie joined Yarriambiack Shire Council as Chief Executive Officer in July 2018 after ten years in surrounding rural local government and has qualifications in Town Planning, Community Development and Policy.

She has a passion for ensuring strong economic and community development for rural areas and believes local government is well positioned to assist with community aspirations.



EXECUTIVE MANAGEMENT TEAM



TAMMY SMITH

Director
Business Strategy &
Performance

Tammy joined Yarriambiack Shire Council as Manager Human Resources in 2018, taking up the position of Director Business Strategy and Performance in March 2020.

Areas of responsibility:

- Finance
- Rates
- Information Technology
- Procurement
- Media
- Payroll
- Corporate Planning
- Human Resources
- Risk and Safety
- Customer Service



MICHAEL EVANS

Director
Assets & Operations

Michael joined Yarriambiack Shire Council as Assets Engineer in 2005, taking up the position of Director Assets and Operations in January 2020.

Areas of responsibility:

- Emergency Management
- Roads, Footpaths, Kerb & Channel
- Bridges, Culverts, Drainage
- Parks & Gardens
- Planning & Building
- Waste Management
- Plant & Depot Operations



GAVIN BLINMAN

Director
Community Development &
Wellbeing

Gavin joined Yarriambiack Shire Council as Manager Community Services in 2008, taking up the position of Director Community Development and Wellbeing in January 2020.

Areas of responsibility:

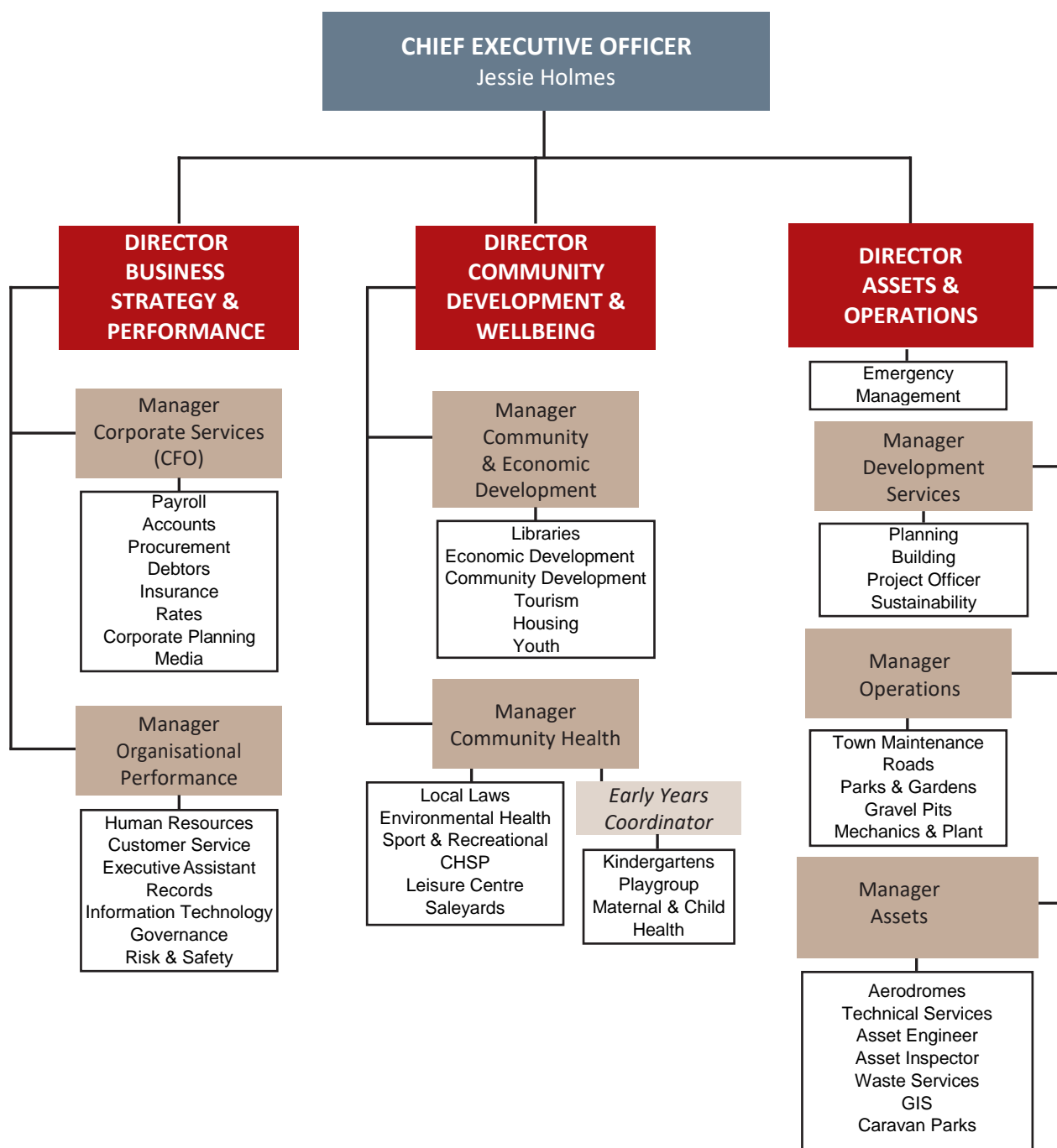
- Aged & Disability Services
- Youth and Early Years
- Economic Development
- Tourism
- Libraries
- Local Laws
- Sport & Recreation
- Maternal & Child Health

OUR PEOPLE



ORGANISATIONAL STRUCTURE

Council is the governing body that appoints a Chief Executive Officer (CEO). The Chief Executive Officer has the responsibility for the day to day management of operations in accordance with the strategic directions of the Council Plan. Three directors report to the Chief Executive Officer, which form the Senior Management Group and these directorates are made up of individual units, each led by a senior officer. The Chief Executive Officer is directly accountable to the Mayor and Councillors, who are elected by Yarriambiack Shire ratepayers.



OUR WORKPLACE

Below is a summary of full time equivalent Council staff by organisational structure, employment type and gender.

Employment type/gender	CEO FTE	Community Development & Wellbeing FTE	Business, Strategy & Performance FTE	Assets & Operations FTE	Total FTE
Permanent FT - F	1	6	9	2	18
Permanent FT - M	-	4	2	76	82
Permanent PT - F	-	41	2	1	44
Permanent PT - M	-	1	1	6	8
Total	1	52	14	85	152

NUMBER

As of 30 June 2020, Council had 152 staff in total, with an effective full-time equivalent staff of 127. Most of our staff work from depots.

Other areas where Council employs staff are in Preschools, Maternal and Child Health Centres, Transfer Stations and in Caravan Parks.

The number of staff has increased in the past 12 months due to funding received for 3-year-old kindergarten and Council also received funding for 13 additional staff for six months, as part of the Work for Victoria Scheme, which the State Government introduced as a response to the COVID-19 pandemic.

STATUS

Council has 97 full-time and part-time staff with 30 casual employees.

GENDER

Of total staff numbers, 59% are male and 41% female. There is a larger percentage of male staff filling positions such as outdoor works crew.

Positions such as home care, preschool and administration areas are filled predominantly with female staff.

Council has six depots, which have a very high percentage of males. Preschools and Community Support Workers are all-female staff. Office staff have a greater proportion of females. The management team has a greater proportion of males.

Throughout the 2019-20 financial year Yarriambiack Shire Council has welcomed and farewelled a number of staff.

WELCOME TO NEW STAFF

- Craig Powell
- Chritiana Henke
- Tracey O'Keeffe
- Kelly-Ann Hill
- Kelly Harper
- Daniel Brandon
- Sharon Hawkes
- Sally Momblan
- Hanna Liersch
- Michael Smith
- Melissa Evans
- Rebecca Botheras
- Ram Upadhyaya
- Kerry Bentley (LT)
- Mandy Bryce
- Deborah Brandon
- Justin Knorpp
- Isaac McPherson
- Wayne Sturrock (LT)
- Ian Love (LT)
- Helen McGuinness (LT)
- Georgia Lenon (LT)
- Benjamin Zoli (LT)

- Jason Roberts (LT)
- Gurjit Mangat (LT)
- Grant Meredith (LT)
- Mark Morgan (LT)
- Jordan Khan (LT)
- William Naylor (LT)
- Bradley Henneken (LT)

Please note: (LT) = Limited Tenure

STAFF FAREWELLS

Over 10 years

- Alan Peters
- Lyn Bolwell
- Viv Yetman
- James Magee
- Bernie Naylor
- Robyn Hallam
- Peter Saunders
- Helen Cuzner
- Ken Pitt
- Allan Moyle

Under 5 years

- Juliann Geus
- Sharon Hawkes
- Murray McKenzie
- Sarah Anderson

SERVICE MILESTONES

Staff who have reached service periods across milestone years are presented with Certificates of Recognition at the all-staff Christmas lunch.

At the December 2019 lunch held at the Minapre Hotel, Lascelles, the following certificates were presented:

40 years service

- Bev Rowney

35 years service

- Judy Smith
- Richard Brown

30 years service

- Alan Peters
- Phil Gunn
- Robert Hudson
- Stephen Bywaters

25 years service

- Peter Saunders
- Stuart Graham

15 years service

- Barry Bywaters
- Henry Roche
- Lynne Bolwell
- Shane Bellinger

10 years service

- Glenda Hewitt
- Jill Adams
- Peter Marshman
- Zane Jess
- Wayne Ellis

5 years service

- Les Jones
- Lucas Curtis
- Mark Seipolt
- Matt Batrouney
- Shane Thorne

The number of staff who have reached years of service recognition as of 30 June 2020 are detailed in the table below:

Years	Number of staff as at 30 June 2020
5 years	8
10 years	7
15 years	5
20 + years	7
Total	27



OTHER STAFF MATTERS

EQUAL EMPLOYMENT OPPORTUNITY PROGRAM

Yarriambiack Shire Council is committed to providing a workplace free of all forms of discrimination and harassment including bullying. It aims for equality of opportunity for all employees – both permanent and temporary.

By effectively implementing our Equal Opportunity, Anti-discrimination & Bullying Policy we will attract talented people and use their abilities to maximum advantage for both the organisation and the employee alike.

The objective of Council's Equal Opportunity, Anti-discrimination & Bullying Policy is to ensure there is no discrimination relating to the characteristics listed under the Equal Opportunity Act 2010 such as race, colour, sex, marital status, parenthood, physical or mental impairment, age, religious or political affiliation, gender identity and sexual orientation. Further objectives include ensuring the workplace is free from bullying and harassment. Discrimination, Harassment and Bullying is not only unacceptable, it is unlawful.

ENTERPRISE BARGAINING AGREEMENT

In December 2018, an Enterprise Bargaining Committee comprising management representatives, workplace union delegates and union industrial officers was established to negotiate a new Enterprise Agreement for Council employees. The new Enterprise Agreement was successfully negotiated and approved by Fair Work Australia and set conditions of employment for Council employees for three years. The Yarriambiack Shire Council Enterprise Agreement is due to expire on 5 June 2021.

PROFESSIONAL DEVELOPMENT

Council's workforce plays a vital role in ensuring that Council meets current and future business needs. Council is committed to continually developing and improving the skills and capacity of its staff by providing access to a range of professional development opportunities. This year there was a focus on leadership development with a number of training sessions and workshops attended. Staff also continued to attend a range of training, conference and forum opportunities to ensure currency in their field of expertise.

Council supports pathways for local students by providing work experience, work placement and traineeships. This year Council again offered a number of opportunities in the areas of Customer Service/Administration, Engineering, Kindergartens and Outdoor Works. Council's work experience programs allow students from across the municipality to experience working in a variety of Council departments. This allows young people to see the many career opportunities available in local government and also increase awareness of Council's operations.

ONLINE TRAINING

This year saw the roll-out of Council's new online training platform initially engaging with LGPro to implement a system tailored for local government.

All new and current staff are required to complete training in Fraud and Corruption, Workplace Bullying and Harassment, Child Safe Standards, Equal Employment Opportunity, Information Privacy, Occupational Health and Safety and a general induction module that provides insight into working at Council.


WORKING FOR VICTORIA

The Victorian Government is connecting people to jobs. Working for Victoria (WfV) is supporting unemployed people – whether they have lost their jobs due to the impacts of coronavirus (COVID-19) or have been without work for a longer period of time.

Yarriambiack Shire Council was fortunate to receive a grant through the WfV initiative and is providing critical community services to support the government's coronavirus (COVID-19) response. Critical community services have included positions addressing:

- Cleaning and sanitation of public spaces and infrastructure
- Cleaning and maintenance at Kindergarten sites
- Food services and catering for vulnerable community members
- Waste management, and;
- Environmental management and outdoor work

With this investment Yarriambiack Shire Council has been successful in welcoming 12 new employees in June with another to commence early July, totalling 13 additional staff for a period of six months.



HEALTH AND SAFETY

Health and safety within our workforce is our number one priority. We know that a safe and healthy workplace contributes to making Yarriambiack Shire Council a workplace of choice; a workplace where our people have a strong connection and involvement, where our staff enjoy coming to work each day.

Yarriambiack Shire Council is fully committed to the provision of the highest levels of Occupational Health and Safety within the Shire. Council is seen by contractors, volunteers and the public as the leader in this field, the expectation is that local government will be exemplary in their management of health and safety. Yarriambiack Shire Council achieves this by fostering a health and safety culture and top down safety culture from management, whereby this culture has now become a core value of Council.

Council is exposed to a wide range of risks from managing heavy engineering work, running sport and entertainment venues to delivering community services to households. Therefore, the health and safety portfolio for staff is diverse and tailored to individual tasks and programs. Through continuous improvements in implementing safety systems and employee training, Council will continue to strive to be an exemplary performer in health and safety management within the Shire.

A safety culture that supports an incident and injury-free workplace for all employees, volunteers, contractors and visitors is what we aim for.

Accident and incident reporting is a standing agenda item at leadership team meetings with data regularly reported to Council's Audit and Risk Committee in accordance with Council's risk framework.

Council has continued its proactive approach to encourage Council staff to protect themselves and others from influenza and COVID-19. Council provides free vaccination against influenza to its workforce on an annual basis with a majority of staff, including casual employees, taking the opportunity to be immunised against influenza in 2019/20.

Council continues using health promotion and education programs that encourages best practice in workplaces.

The following staff programs have been conducted in the 2019/20 year:

- Engagement with the Rural Outreach Program
- Engagement of an Employee Assistance Program
- Good Governance Training
- Anti Bullying, Harassment and Equal Opportunity Training
- Immunisation Program
- Role specific training and certification courses
- First Aid Training.



OUR PERFORMANCE



PLANNING AND ACCOUNTABILITY FRAMEWORK

The Planning and Accountability Framework is found in part 6 of the Local Government Act 1989. The Act requires Councils to prepare the following planning and reporting documents:

- A Council Plan within the six months after each general election or by 30 June, whichever is later;
- A Strategic Resource Plan for a period of at least four years and include this in the Council Plan;
- A budget for each financial year; and
- An Annual Report in respect of each financial year.

COUNCIL PLAN

The Yarriambiack Shire Council Plan 2017-2021 includes five objectives, which comprise the main focus areas for Council. Each priority has a commitment, a series of strategic objectives, strategies for achieving these for the four-year period, strategic indicators for monitoring achievement of the strategic objectives and a Strategic Resource Plan.

The following are the five priorities as detailed in the Council Plan:

Good Governance

- A well-managed and service-focused organisation.

A Place to Live and Grow

- To develop partnerships and advocate for community wellbeing and economic development priorities and projects, as well as capitalising on existing and emerging opportunities in tourism and visitation.

A Safe & Active Community and Sustainable Environment

- Engage and empower our community and support our volunteers.

A Planned Future

- To plan for future service delivery and local community support as well as secure state and federal funding to maintain and upgrade roads, Council and community infrastructure.

Health and Wellbeing

- Through effective planning and consultation, create environments for our communities that will enable residents to prosper and enjoy improved health and wellbeing.

PERFORMANCE

Council's performance for the 2019/20 year has been reported against each priority area to demonstrate how Council is performing in achieving the objectives outlined in the Yarriambiack Shire Council Plan 2017-2021.

Performance has been measured as follows:

- Results achieved in relation to the strategic indicators in the Council Plan;
- Progress in relation to the major initiatives identified in the Budget;
- Services funded in the Budget and the persons or sections of the community who are providing those services; and
- Results against the prescribed service performance indicators and measures (Local Government Reporting Framework).



OUR PERFORMANCE

STRATEGIC OBJECTIVES

1. GOOD GOVERNANCE

A well-managed and service-focused organisation.

STRATEGIC OBJECTIVES

- Good Governance through leadership
- Organisation Risk
- Professional and skilled staff in a safe and supportive environment
- Sustainable, long term financial management
- Effective Community Engagement & Participation

OUR INITIATIVES FOR 2019-20

• Develop a finance procedures manual.	Currently under development, to be finalised once new Financial, Property and Rating and Human Resource/Payroll systems are implemented. Due for completion by 30 September 2020.
• Continue to actively pursue the recovery on unpaid rates.	Adopted the Debt Management, Relief and Hardship Policy. Engaged a new Debt Collection Agency that is actively pursuing all debt over 90 days.
• Focus on reducing all high risk audit recommendations.	One remaining high risk audit action. The Business Continuity Plan is being continuously revised and will be finalised post COVID-19.
• Implement Local Government Inspectorate governance recommendations.	Council has actively addressed the recommendations adopting a robust Employee Code of Conduct with all staff completing training to understand their role and responsibility as a local government employee. Procurement Policy revised and Procurement Management Manual adopted, with a total overhaul of the procurement process undertaken.
• Develop a Customer Service Strategy.	A Complaints Handling Policy and Customer Service Charter have been adopted.
• Transition Information Technology to cloud based systems	Council is currently implementing a new Financial Management, Property and Rating, Human Resource, Payroll and Electronic Document Records Management system. 60% of the project complete and due by 30 September 2020.

SERVICE PERFORMANCE INDICATORS:

The following statement provides the results of the prescribed service performance indicators and measures including explanation of material variations:

GOVERNANCE

Service/Indicator/Measure	Result 2016/17	Result 2017/18	Result 2018/19	Result 2019/20	Material Variations
Transparency Council decisions made at meetings closed to the public	11%	17%	15%	12%	There were less decisions being made in closed meetings to the public in the 2019/20 financial year. When closed sessions were held they were related to procurement matters.
Consultation and engagement Satisfaction with community consultation and engagement	60	62	63	59	Based on the annual Community Satisfaction Survey completed in the 2019/20 financial year.
Attendance Council attendance at Council meetings	93%	93%	83%	89%	Councillors are active in their communities and conscientious in attending to their Council responsibilities. Due to personal reasons one of our Councillors was granted a leave of absence for a period of time.
Service Cost Cost of elected representation	\$32,783	\$31,683	\$32,429	\$34,179	The costs associated with the elected representatives has remained consistent with previous years with only a slight increase.
Decision making Satisfaction with Council decisions	61	61	63	58	Based on the annual Community Satisfaction Survey completed in the 2019/20 financial year.

2. A PLACE TO LIVE & GROW

To develop partnerships and advocate for community wellbeing and economic development priorities and projects, as well as capitalising on existing and emerging opportunities in tourism and visitation.

STRATEGIC OBJECTIVES

- Assets and facilities
- Attractive streetscapes, town entrances, parks and gardens
- Community services that are accessible and responsive to the community's needs
- Community facilities that are developed and maintained
- Advocacy for regional living

OUR INITIATIVES FOR 2019-20

• Successful implementation of three-year-old kindergarten.	All six kindergartens sites now are running 3-year-old kindergarten offering 15 hours per week each child.
• Undertake caravan park master plans.	Six plans drafted and out for consultation. Two additional detailed concept plans to be developed by March 2021.
• Upgrade Minyip and Hopetoun playgrounds	Completed.
• Advocate for improved access to health transport.	Have lobbied all government departments re-funding and this is ongoing, including working with the Centre for Participation.
• Transition to new community library model.	Yarriambiack Library Services will open 20 July 2020.
• Install solar at eligible caravan parks and children's centres.	Completed.
• Improve Murtoa Caravan Park fire design services.	Design completed and implementation in capital budget for 2020/21.

SERVICE PERFORMANCE INDICATORS:

The following statement provides the results of the prescribed service performance indicators and measures including explanation of material variations:

FOOD SAFETY

Service/Indicator/Measure	Result 2016/17	Result 2017/18	Result 2018/19	Result 2019/20	Material Variations
Timeliness Time taken to action food complaints	1	2	3	1	Council engages proactively with complainants to address complaints received in a timely manner.
Service Standard Food safety assessments	70%	109%	51%	71%	Inspections have been conducted with a focus on high risk businesses to ensure food safety compliance.
Service Cost Cost of food safety service	\$780	\$821	\$802	\$1,029	The cost of providing the food safety service has increased due to a reallocation of resources to the area.
Health and Safety Critical and major non-compliance notifications	0%	0%	0%	0%	Council issued one critical non-compliance notification during 2019/20.

LIBRARIES

Service/Indicator/Measure	Result 2016/17	Result 2017/18	Result 2018/19	Result 2019/20	Material Variations
Utilisation Physical library collection usage	1	1.32	1.28	1.01	Council continues to promote the library services as a passive recreation activity. The Library service has closed for a period of time due to the COVID-19 restrictions.
Resource Standard Recently purchased library collection	44%	42%	40%	41%	There was a slight increase in the library collection compared to the previous year.
Participation Active library borrowers in municipality	10%	9%	9%	10%	Number of library borrowers has remained consistent compared to previous years.
Service Cost Cost of library service per population	\$25.63	\$26.88	\$28.57	\$31.14	Council has made the decision to leave the Wimmera Regional Library Corporation and has commenced setting up our own library hubs for the 2020/21 financial year therefore there has been a slight increase in library costs.

MATERNAL & CHILD HEALTH

Service/Indicator/Measure	Result 2016/17	Result 2017/18	Result 2018/19	Result 2019/20	Material Variations
Service Standard Infant enrolments in the MCH service	97%	100%	98%	103%	All newborns in the Shire have received a first home visit from the MCH nurses.
Service Cost Cost of the MCH service	\$105	\$114	\$122	\$169	This increase in costs is due to the employment of a part time Playgroup Facilitator and Early Years Engagement Officer. Both of these positions have some funding attached.
Participation Participation in MCH service	89%	75%	93%	91%	Council continues to have a high participation rate in the MCH service
Participation Participation in MCH service by Aboriginal children	67%	100%	100%	94%	Variation reflects small number of Aboriginal people within the Shire. Participation in key ages and stage visits reflect the results over the years.
Satisfaction Participation in 4-week key age and stage visit	<i>New in 2020</i>	<i>New in 2020</i>	<i>New in 2020</i>	98%	This is a new measure.

3. A SAFE AND ACTIVE COMMUNITY AND SUSTAINABLE ENVIRONMENT

Engage and empower our community and support our volunteers.

STRATEGIC OBJECTIVES

- Assist Communities to develop and prosper
- Community safety
- Protected and enhanced natural environment

OUR INITIATIVES FOR 2019-20

• Capitalise on increased road funding.	Council extended heavy vehicle routes through extra funding and rehabilitated some of Councils poorer Sections of road. Resealing program and stabilisation works urban and rural were also extended through the increased funding.
• Redevelop the gymnasium and flooring at Warracknabeal Leisure Centre.	Warracknabeal Stadium floor upgrade completed, with gymnasium upgrade funding submitted to Victorian State Government.
• Develop streetscape master plans for all townships.	Plans drafted for Hopetoun, Beulah, Rupanyup, Minyip, Warracknabeal and Murtoa and are currently out for consultation.
• Completion of the Warracknabeal earthen levee.	Earthen levee will be fully completed by early August 2020.
• Undertake waste strategy.	Not started due to change in the Victorian Government's recycling policy. Will be developed in 2020/21 to incorporate the changes introduced by this policy including the mandated transition plan.
• Murtoa streetscape upgrades.	Murtoa Progress Committee have developed plans to implement the upgrades, mainly being based around a tree planting scheme along McDonald Street. Shire is assisting with funding, planting teams and 12 month watering plan.

SERVICE PERFORMANCE INDICATORS:

The following statement provides the results of the prescribed service performance indicators and measures including explanation of material variations:

AQUATIC FACILITIES

Service/Indicator/Measure	Result 2016/17	Result 2017/18	Result 2018/19	Result 2019/20	Material Variations
Service Standard Health inspections of aquatic facilities	1	1	0	0	No inspection was undertaken of the aquatic facility during the 2019/20 financial year.
Utilisation Utilisation of aquatic facilities	0.51	0.48	0.51	0.35	Number of visitors to Hopetoun the swimming pool is down 1030 compared to 2019/20.
Service Cost Cost of outdoor aquatic facilities	<i>New in 2020</i>	<i>New in 2020</i>	<i>New in 2020</i>	\$14.75	This is a new measure. Council does not have any indoor facilities so there is only a slight increase in the cost in operating the outdoor facility at Hopetoun. This is Council's only aquatic facility.

ANIMAL MANAGEMENT

Service/Indicator/Measure	Result 2016/17	Result 2017/18	Result 2018/19	Result 2019/20	Material Variations
Timeliness Time taken to action animal requests	2.00	1.14	1.24	1.04	Animal management requests are actioned within one business day.
Service Standard Animals reclaimed	77%	73%	57%	50%	The number of animals reclaimed has decreased. Council continues to ensure as many impounded animals as possible are reclaimed by their owners.
Service Standard Animals rehomed	<i>New in 2020</i>	<i>New in 2020</i>	<i>New in 2020</i>	71%	Where impounded animals are not reclaimed by their owners Council works closely with animal rehoming services such as Save-A-Pet to rehouse the unclaimed animal.
Service Cost Cost of animal management service per population	\$13.32	\$14.26	\$15.38	\$17.13	Slight increase in cost of providing this service and Council has employed a new part time relief ranger to assist the ranger when on leave.
Health and safety Animal management prosecutions	<i>New in 2020</i>	<i>New in 2020</i>	<i>New in 2020</i>	0	No animal prosecutions occurred during the 2019/20 financial year. This indicator replaces indicator AM4.

WASTE COLLECTION

Service/Indicator/Measure	Result 2016/17	Result 2017/18	Result 2018/19	Result 2019/20	Material Variations
Satisfaction Kerbside bin collection requests	17	19	31	51	The number of kerbside bin requests has increased due to a stronger emphasis on the recording of all customer requests. This has resulted in an increase in the numbers of kerbside bin collection requests.
Service Standard Kerbside collection bins missed	.95	.86	1.44	.32	There has been less missed bins reported compared to previous years.
Service Cost Cost of kerbside garbage collection service	\$95	\$97	\$169	\$179	The increase in the cost of kerbside garbage collection service is due mainly to the CPI increase in the contract.
Service Cost Cost of kerbside recyclables collection service	\$114	\$130	\$164	\$96	The cost of providing the recyclables collection service decreased due to recycling being put into landfill.
Waste Diversion Kerbside collection waste diverted from landfill	23%	25%	25%	19%	Due to the recycling crisis in Victoria caused by China's refusal to accept waste from Australia and an inadequate local recycling industry, Council was forced to send recyclable waste to the Doon landfill for 10 months of the financial year. This situation has now been resolved with recyclables being diverted from landfill since May 2020.

4. A PLANNED FUTURE

Plan for future service delivery and local community support as well as secure state and federal funding to maintain and upgrade roads, Council and community infrastructure.

STRATEGIC OBJECTIVES

- Economic growth within the municipality
- A strong and diverse local economy
- Long term asset management

OUR INITIATIVES FOR 2019-20

<ul style="list-style-type: none"> • Reconstruction and widening of roads to include a 6.6m seal and 2m wide shoulders; - Minyip Banyena Road; Burrum Lawler 2.4 - 3.9km and - Hopetoun Yaapect Road; from Hopevale Road towards Hopetoun 1km. 	All of these works are complete.
<ul style="list-style-type: none"> • Increased funding to kerb and channel. 	Funding to kerb and channel was increased this past year and will be increased again this year to improve urban drainage.
<ul style="list-style-type: none"> • Major upgrades and improvements to the Warracknabeal Livestock Exchange. 	90% complete. Roof shelter installed, lighting, concreting completed. Awaiting the installation of a new electronic ramp.
<ul style="list-style-type: none"> • Strategic planning scheme amendments for flooding overlay controls. 	Due to be completed by 2021, Council has received funding of \$30,000 from DELWP to assist with the amendment.

SERVICE PERFORMANCE INDICATORS:

The following statement provides the results of the prescribed service performance indicators and measures including explanation of material variations:

ROADS

Service/Indicator/Measure	Result 2016/17	Result 2017/18	Result 2018/19	Result 2019/20	Material Variations
Satisfaction of use Sealed local road requests	3.18	1.20	3.82	13	Council has put a stronger emphasis on the recording of all customer requests. This has resulted in an increase in the numbers of sealed local road requests.
Condition Sealed local roads maintained to condition standards	100%	90%	98%	80%	Council maintains a strong focus on asset renewal, including local sealed roads.
Service Cost Cost of sealed local road reconstruction	\$35	\$22	\$25	\$61	The result is higher than last year due to receiving grant money for Fixing Country Roads and extra Roads to Recovery funding.
Service Cost Cost of sealed local road resealing	\$6	\$4	\$5	\$7	The local road resealing is contracted out and cost varies with the amount of resealing that is completed.
Satisfaction Satisfaction with sealed local roads	38	38	42	40	Based on the annual Community Satisfaction Survey completed in the 2019/20 financial year.

STATUTORY PLANNING

Service/Indicator/Measure	Result 2016/17	Result 2017/18	Result 2018/19	Result 2019/20	Material Variations
Timeliness Time taken to decide planning applications	19	17	16	18	The time taken to decide planning application has remained consistent with previous years.
Service Standard Planning applications decided within required time frames	97%	98%	88%	102%	There was an increase in the number of planning applications which were processed within the required time frame.
Service Cost Cost of statutory planning service	\$1,932	\$1,625	\$1,731		There has been a slight increase in the cost of delivering the statutory planning service due to the engagement of a full time planner.
Decision Making Council planning decisions upheld at VCAT	0	0	0	0	No planning applications were sent to VCAT during the 2019/20 financial year.

5. HEALTH & WELLBEING

Through effective planning and consultation, create environments for our communities that will enable residents to prosper and enjoy improved health and wellbeing.

STRATEGIC OBJECTIVES

- Physical activity
- Healthy eating
- Family Violence & Gender Equality

OUR INITIATIVES FOR 2019-20

• Increase active living.	Have lodged a funding application with Sport & Recreation Victoria for new facilities in four communities, participated in Active April Campaign.
• Increase healthy eating.	Healthy eating policies in place at early years and children's week activity 2019 supported this.
• Participation in organised sport.	Offered at a range of supported venues across the Shire including recreation reserves, stadium and specific golf, bowls sites etc.
• Reduce prevalence and impact of family violence.	Staff awareness training including MCH staff participation in regional forums.
• Increase gender equality.	Active involvement in the Grampians Women's Health CORE Alliance.



GOVERNANCE, MANAGEMENT AND OTHER INFORMATION

GOVERNANCE

Yarriambiack Shire Council is constituted under the Local Government Act to provide leadership for the good governance of the municipal district and the local community. Council has a number of roles including:

- Taking into account the diverse needs of the local community in decision-making;
- Providing leadership by establishing strategic objectives and monitoring achievements;
- Ensuring that resources are managed in a responsible and accountable manner;
- Advocating the interests of the local community to other communities and governments;
- Fostering community cohesion and encouraging active participation in civic life.

Council is committed to effective and sustainable forms of democratic and corporate governance as the key to ensuring that Council and its administration meet the community's priorities. The community has many opportunities to provide input into Council's decision-making processes including community consultation, Progress Association meetings and the ability to make submissions to Special Committees of Council.

Council's formal decision-making processes are conducted through Council meetings and Special Committees of Council. Council delegates the majority of its decision-making to Council staff. These delegations are exercised in accordance with adopted Council policies.

Attendances at Council Functions

During the year, the Mayor and Councillors attended various functions on behalf of Yarriambiack Shire Council.

Some of the functions are related to Councillors' representation on committees while others arose from invitations from community groups, local government bodies, politicians and other stakeholders.

In total, the Mayor attended 146 functions while the other Councillors attended 401.

Code of Conduct

The Local Government Act 1989 requires Council's to develop and approve a Councillor Code of Conduct within 12 months after each general election.

The Code of Conduct is part of Council's commitment to governing our Shire effectively and adhering to the principles of good governance.

Good governance is the complex set of processes, protocols and behaviours, which lead to good decisions.

Good decisions are those which are informed by evidence and good advice, contributed to and understood by communities, underpinned by integrity and make sense in the long term interests of the community.

As per the Council Plan, Council reviews its Councillor Code of Conduct annually.

On 26 June 2019, the Councillor Code of Conduct was reviewed and the following additions and amendments were made to assist Councillors to maintain the highest standards of conduct and behaviour:

- Roles and Responsibilities of the Mayor, Acting Mayor, Deputy Mayor and Chief Executive Officer
- Councillor and Staff Interaction – as defined under the Act
- Additional principle added to the Councillor General Conduct Principles re-addressing sexual harassment
- Clause on Gifts, Benefits and Hospitality
- Privacy Clause
- Role of Arbiter
- Failure to Comply with the Internal Resolution Process
- Hierarchy of Management of Various Levels of Councillor Behaviour including Misconduct, Serious Misconduct and Gross Misconduct
- External Resolution Procedures
- Appendix 1 and 2 – External Councillor Conduct Framework and Summary of Resolution Procedures and Sanctions (Internal & External)
- Confidential Information – as defined under the Act.

Conflict of Interest

Councillors are elected by the residents and ratepayers to act in the best interests of the community. This is a position of trust that requires Councillors to act in the public interest. A conflict of interest occurs when a personal or private interest might compromise the ability to act in the public interest. A conflict of interest exists even if no improper act results from it. Council has a comprehensive procedure in place to accommodate the disclosure of a conflict of interest. Declaration of a conflict of interest is a standard agenda item for all Council and Committee meetings.

While the procedures vary depending on the particular role and circumstances, in general they involve disclosing the relevant interests in a specific way and then stepping aside from the relevant decision-making process or from the exercise of the

public duty. A register is maintained to record all disclosed conflicts of interest.

During the 2019/20 year, seven conflicts of interest were declared at Council and Special Council meetings.

Councillor Allowances & Expenses

In accordance with Section 74 of the Act, Councillors are entitled to receive an allowance while performing their duty as a Councillor. The Mayor is also entitled to receive a higher allowance.

The State Government sets the upper and lower limits for all allowances paid to Councillors and Mayors. Councils are divided into three categories based on the income and population of each Council. In this instance, Yarriambiack Shire Council is recognised as a category 1 Council.

In accordance with Section 75 of the Act, Council is required to reimburse a Councillor for expenses incurred whilst performing his or her duties as a Councillor. Council is also required to adopt and maintain a policy in relation to the reimbursement of expenses for Councillors. The policy provides guidance for the payment of reimbursement of expenses and the provision of resources, facilities and other support to the Mayor and Councillors to enable them to discharge their duties. Council also publishes in its Annual Report the details of the expenses, including reimbursement of expenses for each Councillor and member of a Council Committee paid by the Council.

The following table contains a summary for each Councillor during the year.

Councillors	Councillor allowance including super	Expenses incurred	Total Payments
Cr Graeme Massey	\$68,575	-	\$68,575
Cr Corinne Heintze	\$22,858	-	\$22,858
Cr Helen Ballentine	\$22,858	-	\$22,858
Cr Jean Wise	\$22,858	\$199	\$23,057
Cr Kylie Zanker	\$22,858	-	\$22,858
Cr Shane Roberts	\$22,858	-	\$22,858
Cr Tom Hamilton	\$22,858	-	\$22,858
Total	\$205,723	\$199	\$205,922

The following table provides a summary of Councillor attendance at Council meetings and Special Council meetings for the 2019-20 financial year.

Councillors	Ordinary Meetings	Special Meetings	Total
Cr Graeme Massey	9	1	10
Cr Corinne Heintze	10	1	11
Cr Helen Ballentine	2	1	8
Cr Jean Wise	9	1	10
Cr Kylie Zanker	9	1	10
Cr Shane Roberts	9	1	10
Cr Tom Hamilton	9	1	10
Total	62	7	69

MANAGEMENT

Council has implemented a number of statutory and better practice items to strengthen its management framework.

Having strong governance and management frameworks leads to better decision making by Council. The Act requires Council to undertake an assessment against the prescribed governance and management checklist and include this in its report of operations. Council's Governance and Management Checklist results are set out on the following pages. The following items have been highlighted as important components of the management framework.

Audit and Risk Committee

The Audit and Risk Committee's role is to oversee and monitor the effectiveness of Council in carrying out its responsibilities for accountable financial management, good corporate governance, maintaining an effective system of internal control and risk management and fostering an ethical environment. The Audit and Risk Committee consists of three independent members James Gregson, Martin Moynihan, Diane Connolly and two Councillors; Cr Jean Wise and Cr Kylie Zanker. Independent members are appointed for a two-year term, with a maximum of three terms. The chair is elected from amongst the independent members.

The Audit and Risk Committee meets three to four times a year. The Internal Auditor, Chief Executive Officer and the Directors (as required) attend all Audit and Risk Committee meetings. Other management representatives attend as required.

Recommendations from each Audit and Risk Committee meeting are subsequently reported to and considered by Council.

External Audit

Council is externally audited by the Victorian Auditor-General. For the 2019/20 year, the annual external audit of Council's Financial Statements and Performance Statement was conducted by the Victorian Auditor-General's representative. The external auditors attend in January, May and July each year to present the audit plan and Independent Audit Report. The external audit management letter and responses are also provided to the Audit and Risk Committee.

Internal audit

Council's internal audit function provides independent and objective assurance that the appropriate processes and controls are in place across the Council. A risk based Strategic Internal Audit Plan (SIAP) is revised annually to ensure the audit resources remain focused on the appropriate areas. The review process considers Council's risk framework, the Council Plan, the impact of any change in operations, systems or the business environment; prior audit coverage and outcomes and management input. The SIAP is reviewed and approved by the Audit and Risk Committee annually.

The Internal Auditor attends each Audit and Risk Committee meeting to report on the status of the SIAP to provide an update on the implementation of audit recommendations and to present findings of completed reviews. All audit issues identified are risk rated. Recommendations are assigned to the responsible Manager and tracked in Council's performance management system. Managers provide status updates that are reviewed by the Internal Auditor and the Audit and Risk Committee.

The SIAP for 2019-20 was completed with the following reviews conducted:

- Fraud and Corruption Risk Management October 2019;
- Past Issues Review – Road Management Plan October 2019;
- Past Issues Review – Project Management February 2020;
- Council Plan Delivery February 2020;
- Past Issues Review – Council Cost Management February 2020;
- Records Management May 2020;
- Past Issue Review – Contract Management May 2020.

Risk Management

In April 2014, Council adopted the Risk Management Framework and Policy in line with current best practice in the management of business enterprise risks and current AS/NZS 31000 guidelines.

The Risk Management Framework and Policy addresses items such as:

- risk management culture and branding;
- communication and training;
- best practice in risk management;
- responsibilities of and to internal and external stakeholders;
- risk registers and risk management software development;
- the Council planning cycle, budget cycle and annual audit cycle; and
- a performance measurement system to determine the effectiveness of the framework.

GOVERNANCE AND MANAGEMENT CHECKLIST

The following are the results in the prescribed form of Council's assessment against the prescribed governance and management checklist

Governance & Management Items	Assessment
1. Community Engagement Policy - policy outlining Council's commitment to engaging with the community on matters of public interest.	Policy Council's Community Engagement Strategy was adopted on 26/07/2017.
2. Community Engagement Guidelines - guidelines to assist staff to determine when and how to engage with the community.	Guidelines Community Engagement Guidelines form part of the Community Engagement Strategy, which was adopted on 26/07/2017.
3. Strategic Resource Plan - plan under Section 126 of the Act outlining the financial and non-financial resources required for at least the next four financial years.	Plan Adopted in accordance with Section 126 of the Act. Date of adoption: 28/06/2017 Updated: 24/06/2020
4. Annual Budget - plan under Section 130 of the Act setting out the services to be provided and initiatives to be undertaken over the next 12 months and the funding and other resources required.	Annual Budget: Adopted in accordance with Section 130 of the Act. Date of adoption: 24/06/2020
5. Asset Management Plans - plans that set out the asset maintenance and renewal needs for key infrastructure asset classes for at least the next 10 years.	No Plans Plans are currently being developed and are in draft format and will be adopted by the end of 2020-21 financial year.
6. Rating Strategy - strategy setting out the rating structure of Council to levy rates and charges.	Strategy Date of adoption: 27/05/2020
7. Risk Policy - policy outlining Council's commitment and approach to minimising the risks to Council's operations.	Policy Date of adoption: 24/07/2019
8. Fraud Policy - policy outlining Council's commitment and approach to minimising the risk of fraud.	Policy Date of operation of current policy: 27/06/2018
9. Municipal Emergency Management Plan - plan under Section 20 of the Emergency Management Act 1986 for emergency prevention, response and recovery.	Plan Prepared and maintained in accordance with Section 20 of the Emergency Management Act 1986. Date of adoption: 13/12/2017
10. Procurement Policy - policy under Section 186A of the Local Government Act 1989 outlining the matters, practices and procedures that will apply to all purchases of goods, services and works.	Policy Prepared and approved in accordance with Section 186A of the Local Government Act 1989. Date of Adoption: 27/05/2020
11. Business Continuity Plan - plan setting out the actions that will be undertaken to ensure that key services continue to operate in the event of a disaster.	Plan Date of approval: 11/08/2017 A new version is in draft format and will be adopted in the 2020/21 financial year.

Governance & Management Items	Assessment
12. Disaster Recovery Plan - plan setting out the actions that will be undertaken to recover and restore business capability in the event of a disaster.	<p>Plan</p> <p>Disaster Recovery Plan is incorporated in the Business Continuity Plan.</p> <p>Date of approval: 11/08/2017</p>
13. Risk Management Framework - framework outlining Council's approach to managing risks to the Council's operations.	<p>Framework</p> <p>Date of operation of current framework: 24/07/2019</p>
14. Audit Committee - advisory committee of Council under Section 139 of the Act, whose role is to oversee the integrity of Council's financial reporting, processes to manage risks to the Council's operations and for compliance with applicable legal, ethical and regulatory requirements.	<p>Audit Committee</p> <p>Established in accordance with Section 139 of the Act.</p> <p>Date of establishment: 9/02/2004</p> <p>The internal audit is made up of both Councillors, staff and independent members.</p>
15. Internal Audit - independent accounting professionals engaged by the Council to provide analysis and recommendations aimed at improving Council's governance, risk and management controls.	<p>Engaged</p> <p>Date of engagement of current provider: 9/02/2004</p> <p>AFS Bendigo are Council's current internal auditors.</p>
16. Performance Reporting Framework - a set of indicators measuring financial and non-financial performance, including the performance indicators referred to in Section 131 of the Act.	<p>Framework</p> <p>Date of operation of current framework: 27/11/2019</p>
17. Council Plan Reporting - report reviewing the performance of the Council against the Council Plan, including the results in relation to the strategic indicators, for the first six months of the financial year.	<p>Report</p> <p>Date of operation of current report: 24/06/2020</p>
18. Financial Reporting - quarterly statements to Council under Section 138 of the Act comparing budgeted revenue and expenditure with actual revenue and expenditure.	<p>Financial Reporting</p> <p>Statements presented to Council in accordance with Section 138(1) of the Act.</p> <p>Statements are presented monthly at Council meetings.</p> <p>eight Monthly Reports: 25/09/2019, 23/10/2019, 27/11/2019, 22/01/2020, 26/02/2020, 25/03/2020, 27/05/2020 and 24/06/2020.</p>
19. Risk Reporting - six-monthly reports of strategic risks to Council's operations, their likelihood and consequences of occurring and risk minimisation strategies.	<p>Reports</p> <p>Date of operation of current report: 27/05/2020</p>
20. Performance Reporting - six-monthly reports of indicators measuring the results against financial and non-financial performance, including performance indicators referred to in Section 131 of the Act.	<p>Reports</p> <p>Date of operation of current report: 27/05/2020</p>
21. Annual Report - annual report under Sections 131, 132 and 133 of the Act to the community containing a report of operations and audited financial and performance statements.	<p>Annual Report</p> <p>Considered at a meeting of Council in accordance with Section 134 of the Act.</p> <p>Date statements presented: 27/11/2019</p>

Governance & Management Items	Assessment
22. Councillor Code of Conduct - Code under Section 76C of the Act setting out the conduct principles and the dispute resolution processes to be followed by Councillors.	<p>Code of Conduct</p> <p>Reviewed in accordance with Section 76C of the Act.</p> <p>Date reviewed: 26/06/2019</p>
23. Delegations - a document setting out the powers, duties and functions of Council and the Chief Executive Officer that have been delegated to members of staff.	<p>Delegations</p> <p>Reviewed in accordance with Section 96 (6) of the Act.</p> <p>Date of review: 27/11/2019</p>
24. Meeting Procedures - a local law governing the conduct of meetings of Council and special committees.	<p>Meeting procedures</p> <p>Local law made in accordance with Section 91 (1) of the Act.</p> <p>Date of local law made: 24/07/2019</p>

We certify that this information presents fairly the status of Council's governance and management arrangements.



Jessie Holmes

Chief Executive Officer

Dated: 21 October 2020



Cr Graeme Massey

Mayor

Dated: 21 October 2020



STATUTORY INFORMATION

Freedom of Information

In accordance with Section 7(4AA)(a) and 7(4AA)(b) of the Freedom of Information Act 1982, Yarriambiack Shire Council is required to publish certain statements in their Annual Report or separately, such as on its website, concerning its functions and information available. Council has chosen to publish the statements separately, however, provides the following summary of the application and operation of the Freedom of Information Act 1982.

Access to documents may be obtained through written request to the Freedom of Information Officer, as detailed in Section 17 of the Freedom of Information Act 1982 and in summary as follows:

- it should be in writing;
- it should identify as clearly as possible which document is being requested; and
- it should be accompanied by the appropriate fee (the fee may be waived in certain circumstances).

Further information regarding Freedom of Information can be found at www.foi.vic.gov.au and on the Yarriambiack Shire Council website.

Best Value

In accordance with Section 208B(f) of the Act, at least once every year a Council must report to its community on what it has done to ensure that it has given effect to the Best Value Principles. Council incorporates Best Value Principles through regular business planning and performance monitoring processes and through a commitment to continuous improvement and innovation.

Organisational Plans, Policies & Strategies

This year, the following plans, policies and strategies have been developed and/or reviewed:

STAFF POLICIES

- OH&S Policy & Manual
- Staff Code of Conduct
- HR Policy and Guidelines
- Pandemic-Epidemic Leave Policy
- Mobile Phone Policy & Procedure

COUNCIL POLICIES

- Risk Management Policy
- Councillors Election Period Policy
- CEO Employment & Remuneration Policy
- Grant Management Policy & Guidelines
- Council Gift, Benefits & Hospitality Policy
- Investment Policy
- CCTV Policy and Operating Procedures
- Dangerous Dog & Restricted Breed Policy
- 2020 Playground Policy
- Media & Communications Policy
- Gravel Pit Policy & Procedure
- Project Management Policy & Guidelines
- School Bus Routes Policy
- Procurement Policy
- Procurement Management Manual
- Complaints Handling Policy
- Debt Management, Relief & Hardship Policy
- Public Interest Disclosure Policy
- Public Interest Disclosure Guidelines
- Motor Vehicle Policy
- COVID-19 Hardship Policy
- Return To Work Policy & Guidelines
- Family Violence Management Policy
- Community Share Grant Program Policy & Guidelines

PLANS & STRATEGIES

- Risk Management Framework, Policy & Strategy
- Asset Management Implementation Strategy
- Wimmera Integrated Relief & Recovery Plan 2017-2020
- Yarriambiack Youth Engagement Strategy 2019-2020
- Road Asset Management Plan 2019-2023
- Draft Performance Reporting Framework
- Annual Report
- Rating And Revenue Strategy - Update
- Information & Communications Technology (ICT) Disaster Recovery Plan (Procedure and Requirements)
- Local Government Inspectorate Action Plan
- 2020 Road Register
- Heat Wave Plan
- Pandemic Plan 2020
- General Conditions For The Provision Of Goods And/Or Services
- Child Safe Standards / Child Safe Code Of Conduct
- Audit & Risk Committee Charter
- Yarriambiack Shire Council Meeting Procedures Local Law 2019 & Community Impact Statement
- Customer Service Charter

Food Act Ministerial Directions

In accordance with Section 7E of the Food Act 1984, Council is required to publish a summary of any Ministerial Directions received during the financial year in its Annual Report.

No such Ministerial Directions were received by Council during the financial year.

Disability Action Plan

In accordance with Section 38 of the Disability Act 2006, Council has prepared a Disability Action Plan for 2017-2021. This was passed by Council at its meeting on 22 March 2017.

It is available to view on our website.

Council has prepared a Disability Action Plan and implemented the following actions in the last 12 months:

- 1.1 of action plan lobbied state government about lack of public transport at regional forums and ministerial visits;
- 1.2 of action plan re-marked all disabled parking bays;
- 4.1 of action plan quarterly published ILOP newsletter promoting activities for over 55 age groups of all abilities with over 800 copies going out each time.

Contracts

During the 2019-20 financial year, Yarriambiack Shire Council entered into various contracts valued at \$150,000 or more for the supply of plant and equipment and services.

The following contracts listed are with a value over \$150,000:-

• C245/2019	Murtoa Swimming Pool Upgrade Changerooms	\$459,380.00
• C246/2019	Panel Contract for Gravel Crushing Services	
• C247/2019	Warracknabeal Saleyards Upgrade of Drafting Run	\$152,927.00
• C248/2019	Supply & Delivery Tipping Truck	\$216,500.00
• C249/2019	Rupanyup Recreation Reserve – Lighting Project	\$253,453.38
• C250/2019	Brim Bowls Club Synthetic Surface Project	\$188,840.89
• C251/2019	Stabilisation Works 2019/2020	\$181,277.43
• C252/2019	Design & Construct Kerb, Channel & Footpath – Werrigar St, Warracknabeal	\$193,969.54
• C256/2019	Warracknabeal Leisure Centre – Supply & Install Playing Surface	\$218,000.00
• C261/2020	Warracknabeal Levee Construction	\$551,015.84
• C262/2020	Replacement of Corporate Systems	\$191,110.00
• C263/2020	Electricity Supply (Municipal Associations Victoria)	
• C264/2020	Panel Contract for Supply of Plant & Equipment	
• C265/2020	Provision of Internal Audit Services	\$130,000.00
• C267/2020	Supply & Delivery of Backhoe Loader	\$170,770.00
• C268/2020	Supply & Delivery of Tractor x 2	\$159,313.94
		\$155,686.06
• Q111-2020	O'Connor Mitsubishi Motor Vehicles x 5	\$208,535.00

Domestic Animal Management Plan

In accordance with the Domestic Animals Act 1994, Council is required to prepare a Domestic Animal Management Plan at four yearly intervals and evaluate its implementation in the Annual Report. The Domestic Animal Management Plan 2017-2021 was adopted by Council in October 2019 and was endorsed by the Secretary of the Department of Economic Development, Jobs, Transport and Resources (DEDJTR).

The Plan is developed through consultation with Council's Animal Management team along with input from other Council Departments, Government agencies and animal groups. All actions relating to the document are continually implemented through Council's Animal Management team on a daily basis to ensure compliance with animal related issues within the Yarriambiack Shire.

Public Interest Disclosures

Legislative changes commencing 1 January 2020 required all agencies to update their policies and procedures in relation to Public Interest Disclosures (PID). Victoria's Public Interest Disclosure scheme is vitally important in ensuring that people who report improper conduct and corruption can do so in the knowledge that they will be protected. Protection includes keeping the identity of the person reporting improper conduct confidential and protecting them from reprisals including bullying, harassment or legal action.

Overall, the new PID scheme aims to provide a lower threshold for making PID's to IBAC, a 'no wrong door' principle for handling PID's made to a receiving agency and increased flexibility and alternative pathways for how investigating agencies handle PID's.

Major name changes include The Protected Disclosure Act 2012 renamed to the Public Interest Disclosure Act 2012. In addition, the terms 'protected disclosure' and 'protected disclosure complaint' have been replaced with Public Interest Disclosure and Public Interest Complaint.

Procedures on how to make a disclosure are publicly available on Council's website.

During the 2019-20 year no disclosures were notified to Council Officers appointed to receive disclosures, or to IBAC.

Road Management Act Ministerial Direction

In accordance with Section 22 of the Road Management Act 2004, Council must publish a copy or summary of any Ministerial Direction in its Annual Report.

No such Ministerial Directions were received by Council during the financial year.



FINANCIAL STATEMENTS

ANNUAL FINANCIAL REPORT

FOR THE YEAR ENDED 30 JUNE 2020

FINANCIAL REPORT	PAGE NO.
Certification of the Financial Report	71
Victorian Auditor-General's Office Report	72
FINANCIAL STATEMENTS	
Comprehensive Income Statement	74
Balance Sheet	75
Statement of Changes in Equity	76
Statement of Cash Flows	77
Statement of Capital Works	78
OVERVIEW	79
NOTES TO FINANCIAL STATEMENTS	
Note 1 Performance against budget	
1.1 Income and expenditure	80
1.2 Capital Works	82
Note 2 Analysis of Council results by program	83
Note 3 Funding for the delivery of our services	
3.1 Rates and charges	85
3.2 Statutory fees and fines	85
3.3 User fees	85
3.4 Funding from other levels of government	86
3.5 Net gain/(loss) on disposal of property, infrastructure, plant and equipment	88
3.6 Other income	88
Note 4 The cost of delivering services	
4.1 Employee costs	89
4.2 Materials and services	89
4.3 Depreciation	89
4.4 Amortisation – Right of use assets	90
4.5 Bad and doubtful debts	90
4.6 Contributions and donations	90
4.7 Finance costs – leases	90
4.8 Other expenses	90
Note 5 Our financial position	
5.1 Financial assets	91
5.2 Non-financial assets	93
5.3 Trade and other payables	93
5.4 Interest-bearing liabilities	94
5.5 Provisions	95
5.6 Financing arrangements	97
5.7 Commitments	97
5.8 Leases	98
Note 6 Assets we manage	
6.1 Non-current assets classified as held for sale	101
6.2 Property, infrastructure, plant and equipment	101
6.3 Investments in associates	107
Note 7 People and relationships	
7.1 Council and key management remuneration	109
7.2 Related party disclosure	110
Note 8 Managing uncertainties	
8.1 Contingent assets and liabilities	111
8.2 Change in accounting standards	111
8.3 Financial instruments	112
8.4 Fair value measurement	114
8.5 Events occurring after balance date	114
Note 9 Other matters	
9.1 Reserves	115
9.2 Reconciliation of cash flows from operating activities to surplus/(deficit)	116
9.3 Superannuation	116
Note 10 Change in accounting policy	119

FINANCIAL REPORT

CERTIFICATION OF THE FINANCIAL STATEMENTS

In my opinion, the accompanying financial statements have been prepared in accordance with the *Local Government Act 1989*, the *Local Government (Planning and Reporting) Regulations 2014*, the Australian Accounting Standards and other mandatory professional reporting requirements.



ANITA J MCFARLANE B.COMM (ACC)

Principal Accounting Officer

Location: Warracknabeal

Date: 21 October 2020

In our opinion, the accompanying financial statements present fairly the financial transactions of Yarriambiack Shire Council for the year ended 30 June 2020 and the financial position of the Council as at that date.

As at the date of signing, we are not aware of any circumstances that would render any particulars in the financial statements to be misleading or inaccurate.

We have been authorised by the Council and by the *Local Government (Planning and Reporting) Regulations 2014* to certify the financial statements in their final form.



JEAN M WISE

Councillor

Location: Warracknabeal

Date: 21 October 2020



KYLIE L ZANKER

Councillor

Location: Warracknabeal

Date: 21 October 2020



JESSIE HOLMES

Chief Executive Officer

Location: Warracknabeal

Date: 21 October 2020

Independent Auditor's Report

To the Councillors of Yarriambiack Shire Council

Opinion	<p>I have audited the financial report of Yarriambiack Shire Council (the council) which comprises the:</p> <ul style="list-style-type: none"> • balance sheet as at 30 June 2020 • comprehensive income statement for the year then ended • statement of changes in equity for the year then ended • statement of cash flows for the year then ended • statement of capital works for the year then ended • notes to the financial statements, including significant accounting policies • certification of the financial report. <p>In my opinion the financial report presents fairly, in all material respects, the financial position of the council as at 30 June 2020 and their financial performance and cash flows for the year then ended in accordance with the financial reporting requirements of Part 6 of the <i>Local Government Act 1989</i> and applicable Australian Accounting Standards.</p>
Basis for Opinion	<p>I have conducted my audit in accordance with the <i>Audit Act 1994</i> which incorporates the Australian Auditing Standards. I further describe my responsibilities under that Act and those standards in the <i>Auditor's Responsibilities for the Audit of the Financial Report</i> section of my report.</p> <p>My independence is established by the <i>Constitution Act 1975</i>. My staff and I are independent of the council in accordance with the ethical requirements of the Accounting Professional and Ethical Standards Board's APES 110 <i>Code of Ethics for Professional Accountants</i> (the Code) that are relevant to my audit of the financial report in Victoria. My staff and I have also fulfilled our other ethical responsibilities in accordance with the Code.</p> <p>I believe that the audit evidence I have obtained is sufficient and appropriate to provide a basis for my opinion.</p>
Councillors's responsibilities for the financial report	<p>The Councillors of the council are responsible for the preparation and fair presentation of the financial report in accordance with Australian Accounting Standards and the <i>Local Government Act 1989</i>, and for such internal control as the Councillors determine is necessary to enable the preparation and fair presentation of a financial report that is free from material misstatement, whether due to fraud or error.</p> <p>In preparing the financial report, the Councillors are responsible for assessing the council's ability to continue as a going concern, disclosing, as applicable, matters related to going concern and using the going concern basis of accounting unless it is inappropriate to do so.</p>

Auditor's responsibilities for the audit of the financial report	<p>As required by the <i>Audit Act 1994</i>, my responsibility is to express an opinion on the financial report based on the audit. My objectives for the audit are to obtain reasonable assurance about whether the financial report as a whole is free from material misstatement, whether due to fraud or error, and to issue an auditor's report that includes my opinion. Reasonable assurance is a high level of assurance, but is not a guarantee that an audit conducted in accordance with the Australian Auditing Standards will always detect a material misstatement when it exists. Misstatements can arise from fraud or error and are considered material if, individually or in the aggregate, they could reasonably be expected to influence the economic decisions of users taken on the basis of this financial report.</p> <p>As part of an audit in accordance with the Australian Auditing Standards, I exercise professional judgement and maintain professional scepticism throughout the audit. I also:</p> <ul style="list-style-type: none"> • identify and assess the risks of material misstatement of the financial report, whether due to fraud or error, design and perform audit procedures responsive to those risks, and obtain audit evidence that is sufficient and appropriate to provide a basis for my opinion. The risk of not detecting a material misstatement resulting from fraud is higher than for one resulting from error, as fraud may involve collusion, forgery, intentional omissions, misrepresentations, or the override of internal control. • obtain an understanding of internal control relevant to the audit in order to design audit procedures that are appropriate in the circumstances, but not for the purpose of expressing an opinion on the effectiveness of the council's internal control • evaluate the appropriateness of accounting policies used and the reasonableness of accounting estimates and related disclosures made by the Councillors • conclude on the appropriateness of the Councillors' use of the going concern basis of accounting and, based on the audit evidence obtained, whether a material uncertainty exists related to events or conditions that may cast significant doubt on the council's ability to continue as a going concern. If I conclude that a material uncertainty exists, I am required to draw attention in my auditor's report to the related disclosures in the financial report or, if such disclosures are inadequate, to modify my opinion. My conclusions are based on the audit evidence obtained up to the date of my auditor's report. However, future events or conditions may cause the council to cease to continue as a going concern. • evaluate the overall presentation, structure and content of the financial report, including the disclosures, and whether the financial report represents the underlying transactions and events in a manner that achieves fair presentation. <p>I communicate with the Councillors regarding, among other matters, the planned scope and timing of the audit and significant audit findings, including any significant deficiencies in internal control that I identify during my audit.</p>
---	---

MELBOURNE
30 October 2020



Sahchu Chummar

as delegate for the Auditor-General of Victoria

COMPREHENSIVE INCOME STATEMENT

FOR THE YEAR ENDED 30 JUNE 2020

	NOTE	2019/20 \$'000	2018/19 \$'000
Income			
Rates and charges	3.1	12,607	12,257
Statutory fees and fines	3.2	214	160
User fees	3.3	925	973
Grants - operating	3.4	10,014	9,138
Grants - capital	3.4	3,601	4,437
Net gain/(loss) on disposal of property, infrastructure, plant and equipment	3.5	(952)	(880)
Share of net profits (or loss) of associates	6.3	(39)	(10)
Other income	3.6	680	635
Total Income		27,050	26,710
Expenses			
Employee costs	4.1	(9,333)	(8,680)
Materials and services	4.2	(7,446)	(4,948)
Depreciation	4.3	(5,181)	(4,896)
Amortisation - right of use assets	4.4	(277)	-
Bad and doubtful debts	4.5	(9)	(14)
Contributions and donations	4.6	(775)	(748)
Finance costs - leases	4.7	(19)	-
Other expenses	4.8	(1,339)	(1,405)
Total Expenses		(24,379)	(20,691)
Surplus/(deficit) for the year		2,671	6,019
Other Comprehensive Income			
<i>Items that will not be reclassified to surplus or deficit in future periods</i>			
Net asset revaluation increment/(decrement)	6.2	206	(5,476)
Total Comprehensive Result		2,877	543

The above comprehensive income statement should be read in conjunction with the accompanying notes.

BALANCE SHEET

AS AT 30 JUNE 2020

	NOTE	2019/20 \$'000	2018/19 \$'000
Assets			
<i>Current Assets</i>			
Cash and cash equivalents	5.1	9,558	8,390
Trade and other receivables	5.1	2,646	3,444
Other financial assets	5.1	1,011	719
Inventories	5.2	326	513
Non-current assets classified as held for sale	6.1	15	30
Other assets	5.2	232	319
Total Current Assets		13,788	13,415
<i>Non-current Assets</i>			
Other financial assets	5.1	295	253
Investments in associates	6.3	493	524
Property, infrastructure, plant and equipment	6.2	142,521	139,162
Right-of-use assets	5.8	937	-
Total Non-current Assets		144,246	139,939
Total Assets		158,034	153,354
Liabilities			
<i>Current Liabilities</i>			
Trade and other payables	5.3	2,141	1,437
Trust funds and deposits	5.3	36	38
Provisions	5.5	3,646	3,551
Interest-bearing liabilities	5.4	21	21
Lease liabilities	5.8	335	-
Total Current Liabilities		6,179	5,047
<i>Non-current liabilities</i>			
Provisions	5.5	638	541
Interest-bearing liabilities	5.4	58	79
Lease liabilities	5.8	595	-
Total Non-current Liabilities		1,291	620
Total Liabilities		7,470	5,667
Net Assets		150,564	147,687
Equity			
Accumulated surplus		74,584	71,913
Reserves	9.1	75,980	75,774
Total Equity		150,564	147,687

The above balance sheet should be read in conjunction with the accompanying notes.

STATEMENT OF CHANGES IN EQUITY

FOR THE YEAR ENDED 30 JUNE 2020

	NOTE	Total 2019/20 \$'000	Accumulated Surplus 2019/20 \$'000	Revaluation Reserve 2019/20 \$'000	Other Reserves 2019/20 \$'000
2019/20					
Balance at beginning of the financial year		147,687	71,913	75,759	15
Impact of change in accounting policy - AASB 15 <i>Revenue from Contracts with Customers</i>	10	-	-	-	-
Impact of change in accounting policy - AASB 1058 <i>Income of Not-for-Profit Entities</i>	10	-	-	-	-
Impact of change in accounting policy - AASB 16 <i>Leases</i>	5.8	-	-	-	-
Adjusted Opening balance		147,687	71,913	75,759	15
Surplus/(deficit) for the year		2,671	2,671	-	-
Net asset revaluation increment/(decrement)	6.2	206	-	206	-
Balance at end of the financial year		150,564	74,584	75,965	15

	NOTE	Total 2018/19 \$'000	Accumulated Surplus 2018/19 \$'000	Revaluation Reserve 2018/19 \$'000	Other Reserves 2018/19 \$'000
2018/19					
Balance at beginning of the financial year		147,144	65,894	81,235	15
Surplus/(deficit) for the year		6,019	6,019	-	-
Net asset revaluation increment/(decrement)	6.2	(5,476)	-	(5,476)	-
Share of other comprehensive income of associates		-	-	-	-
Balance at end of the financial year		147,687	71,913	75,759	15

The above statement of changes in equity should be read with the accompanying notes.

STATEMENT OF CASH FLOWS

FOR THE YEAR ENDED 30 JUNE 2020

	NOTE	2019/20 Inflows/ (Outflows) \$'000	2018/19 Inflows/ (Outflows) \$'000
Cash flows from operating activities			
Rates and charges		12,607	10,640
User fees		214	160
Grants - operating		925	973
Statutory fees and fines		10,014	9,138
Grant - capital		3,601	4,437
Interest received		101	186
Trust funds and deposits taken		1,498	1,255
Other receipts		579	449
Net GST refund/payment		1,691	302
Employee costs		(9,333)	(8,680)
Materials and services		(7,446)	(6,385)
Short term, low value and variable lease payments		(285)	-
Trust funds and deposits repaid		(1,500)	(1,241)
Other payments		(1,886)	(2,153)
Net cash provided by/(used in) operating activities		10,780	9,081
Cash flows from investing activities			
Payments for property, infrastructure, plant and equipment	6.2	(9,362)	(8,578)
Proceeds from sale of property, infrastructure, plant and equipment		75	363
Net cash provided by/(used in) investing activities		(9,287)	(8,215)
Cash flows from financing activities			
Repayment of borrowings		(21)	(21)
Interest paid - lease liability		(19)	-
Repayment of lease liabilities		(285)	-
Net cash provided by/(used in) financing activities		(325)	(21)
Net increase/(decrease) in cash and cash equivalents		1,168	845
Cash and cash equivalents at the beginning of the financial year		8,390	7,545
Cash and cash equivalents at the end of the financial year		9,558	8,390
Financing arrangements	5.6		
Restrictions on cash assets	5.1		

The above statement of cash flows should be read with the accompanying notes.

STATEMENT OF CAPITAL WORKS

FOR THE YEAR ENDED 30 JUNE 2020

	NOTE	2019/20 \$'000	2018/19 \$'000
Property			
Buildings		596	420
Heritage buildings		92	73
Total Buildings		688	493
Total Property		688	493
Plant and Equipment			
Plant, machinery and equipment		1,115	1,299
Fixtures, fittings and furniture		2	33
Computers and telecommunications		195	131
Total Plant and Equipment		1,312	1,463
Infrastructure			
Roads		5,993	5,466
Footpaths, kerb and channel		307	298
Drainage		-	31
Recreational, leisure and community facilities		795	13
Waste management		267	72
Parks, open space and streetscapes		-	11
Aerodromes		-	731
Total Infrastructure		7,362	6,622
Total Capital Works Expenditure		9,362	8,578
Represented by:			
New asset expenditure		771	143
Asset renewal expenditure		6,117	6,923
Asset upgrade expenditure		2,474	1,512
Total Capital Works Expenditure		9,362	8,578

The above statement of capital works should be read with the accompanying notes.

OVERVIEW

INTRODUCTION

The Yarriambiack Shire Council was established by an Order of the Governor in Council on 19 January 1995 and is a body corporate.

The Council's main office is located at 34 Lyle Street, Warracknabeal.

Statement of compliance

These financial statements are a general purpose financial report that consists of a Comprehensive Income Statement, Balance Sheet, Statement of Changes in Equity, Statement of Cash Flows, Statement of Capital Works and Notes accompanying these financial statements. The general purpose financial report complies with the Australian Accounting Standards (AAS), other authoritative pronouncements of the Australian Accounting Standards Board, the *Local Government Act 1989*, and the *Local Government (Planning and Reporting) Regulations 2014*.

Significant accounting policies

(a) Basis of accounting

The accrual basis of accounting has been used in the preparation of these financial statements, whereby assets, liabilities, equity, income and expenses are recognised in the reporting period to which they relate, regardless of when cash is received or paid.

Judgements, estimates and assumptions are required to be made about the carrying values of assets and liabilities that are not readily apparent from other sources. The estimates and associated judgements are based on professional judgement derived from historical experience and various other factors that are believed to be reasonable under the circumstances. Actual results may differ from these estimates.

Revisions to accounting estimates are recognised in the period in which the estimate is revised and also in future periods that are affected by the revision. Judgements and assumptions made by management in the application of AAS's that have significant effects on the financial statements and estimates relate to:

- the fair value of land, buildings, infrastructure, plant and equipment (refer to Note 6.2)
- the determination of depreciation for buildings, infrastructure, plant and equipment (refer to Note 6.2)
- the determination of employee provisions (refer to Note 5.5)
- the determination of landfill provisions (refer to Note 5.5)
- the determination of whether performance obligations are sufficiently specific so as to determine whether an arrangement is within the scope of *AASB 15 Revenue from Contracts with Customers* or *AASB 1058 Income of Not-for-Profit Entities* (refer to Note 3)
- the determination, in accordance with *AASB 16 Leases*, of the lease term, the estimation of the discount rate when not implicit in the lease and whether an arrangement is in substance short-term or low value (refer to Note 5.8)
- other areas requiring judgements.

Judgement has been exercised in considering the impacts that the Coronavirus (COVID-19) pandemic has had, or may have, on Council based on known information. The consideration extends to the nature of services offered, facilities and assets Council manages and operates, Council staffing, ratepayers and the geographic area that Council operates in. The key area of estimate and judgement associated with COVID-19 and Council's financial statements, is detailed in Note 6.2 regarding fair value of property, infrastructure, plant and equipment.

Unless otherwise stated, all accounting policies are consistent with those applied in the prior year. Where appropriate, comparative figures have been amended to accord with current presentation (except where transitional requirements of *AASB 15 Revenue from Contracts with Customers*, *AASB 16 Leases* and *AASB 1058 Income of Not-for-Profit Entities* do not require restatement of comparatives under the modified retrospective approach adopted by the Council), and disclosure has been made of any material changes to comparatives.

NOTES TO FINANCIAL STATEMENTS

NOTE 1: PERFORMANCE AGAINST BUDGET

The performance against budget notes compare Council's financial plan, expressed through its annual budget, with actual performance. The *Local Government (Planning and Reporting) Regulations 2014* requires explanation of any material variances. Council has adopted a materiality threshold of the lower of 10 percent or \$100,000 where further explanation is warranted. Explanations have not been provided for variations below the materiality threshold unless the variance is considered to be material because of its nature.

The budget figures detailed below are those adopted by Council on 26 June 2019. The Budget was based on assumptions that were relevant at the time of adoption of the Budget. Council sets guidelines and parameters for income and expense targets in this budget in order to meet Council's planning and financial performance targets for both the short and long-term. The budget did not reflect any changes to equity resulting from asset revaluations, as their impacts were not considered predictable.

These notes are prepared to meet the requirements of the *Local Government Act 1989* and the *Local Government (Planning and Reporting) Regulations 2014*.

	Budget 2020 \$'000	Actual 2020 \$'000	Variance 2020 \$'000	Variance 2020 %	Ref
--	--------------------------	--------------------------	----------------------------	-----------------------	-----

1.1 Income and Expenditure

Income

Rates and charges	12,595	12,607	12	0%	
Statutory fees and fines	180	214	34	19%	1
User fees	1,066	925	(141)	(13%)	2
Grants - Operating	8,080	10,014	1,934	24%	3
Grants - Capital	4,001	3,601	(400)	(10%)	
Net gain/(loss) on disposal of property, infrastructure, plant & equipment	(114)	(952)	(838)	735%	4
Share of net profits/(losses) of associates	-	(39)	(39)	100%	
Other income	260	680	420	162%	5
Total Income	26,068	27,050	982	4%	

Expenses

Employee costs	9,134	9,333	(199)	(2%)	
Materials and services	6,083	7,446	(1,363)	(22%)	6
Depreciation	6,195	5,181	1,014	16%	7
Amortisation – right of use assets	-	277	(277)	100%	8
Bad and doubtful debts	1	9	(8)	(800%)	
Contributions and donations	790	775	15	2%	
Finance costs	60	-	60	100%	
Finance costs - leases	-	19	(19)	100%	
Other expenses	1,451	1,339	112	8%	9
Total Expenses	23,714	24,379	(665)	3%	

Surplus/(deficit) for the Year	2,354	2,671	317	13%	
---------------------------------------	--------------	--------------	------------	------------	--

(i) EXPLANATION OF MATERIAL VARIATIONS

Ref	Item	Explanation
1	Statutory fees and fines	Increase in the recovery of income from permit fees within planning and building.
2	User fees	Slight reduction in user fees at caravan parks and leisure centre resulting from the impacts of COVID-19.
3	Grants - operating	Council's operating grants are higher than budgeted due to receiving half of the 2020/21 financial year Grants Commission allocation in June 2020. Council has also received unbudgeted grant funds for disaster support and relief, early year's grants for a central enrolment program and local planning and change management and community activation and social isolation grant. As part of the COVID-19 pandemic, Council applied for State funding under the Work for Victoria program and were successful in obtaining this funding for the employment of 13 staff for six months. This was not budgeted.
4	Grants - capital	Council received increased funding for Roads to Recovery. Council also were successful in obtaining another round of Drought funding.
5	Net gain/(loss) on disposal of property, infrastructure, plant & equipment	The variance is due to plant and equipment and staff fleet that were upgraded towards the end of the 2019/20 year but had not yet gone to auction.
6	Other Income	Council received income protection and building insurance refunds during the year (\$328,000). Council has received grant funding for community projects, which have increased the materials and contractors. These costs were not included in the 2019/20 budget.
7	Materials and services	Council has received unbudgeted funding for community projects, which has led to an increase in materials and contractor costs so these projects could be completed. The provision for Landfill rehabilitation has been increased by \$100,000 in the 2019/20 financial year.
8	Depreciation	Depreciation on infrastructure assets has been adjusted down due to a review of the asset system. This had not been reflected in the 2019/20 budget.
7	Amortisation – right of use assets	Variance is due to the implementation of <i>AASB 16 Leases</i> .
8	Other expenses	Variations due to the implementation of <i>AASB 16 Leases</i> , which are now recognised through amortization of right of use assets and finance costs – leases.

	Budget 2020 \$'000	Actual 2020 \$'000	Variance 2020 \$'000	Variance 2020 %	Ref
--	--------------------------	--------------------------	----------------------------	-----------------------	-----

1.2 Capital works

Property

Buildings	640	596	(44)	(7%)	1
Heritage buildings	183	92	(91)	(50%)	
Total Buildings	823	688	(135)	(16%)	

Total Property	823	688	(135)	(16%)	
-----------------------	------------	------------	--------------	--------------	--

Plant and Equipment

Plant, machinery and equipment	1,139	1,115	(24)	(2%)	2
Fixtures, Fittings and Furniture	7	2	(5)	(71%)	
Computers and Telecommunications	35	195	160	457%	
Library Books	20	-	(20)	(100%)	
Total Plant and Equipment	1,201	1,312	111	9%	

Infrastructure

Roads	6,187	5,993	(194)	(3%)	3
Bridges	50	-	(50)	(100%)	
Footpaths, kerb and channel	300	307	7	2%	
Drainage	27	-	(27)	(100%)	
Recreational, leisure and community facilities	135	795	660	489%	4
Waste management	-	267	267	100%	
Parks, open space and streetscapes	10	-	(10)	(100%)	
Total Infrastructure	6,709	7,362	653	10%	

Total Capital Works Expenditure	8,733	9,362	629	7%	
--	--------------	--------------	------------	-----------	--

Represented by:

New asset expenditure	1,072	771	(301)	(28%)	
Asset renewal expenditure	4,511	6,117	1,606	36%	
Asset upgrade expenditure	3,150	2,474	(676)	(21%)	
Total Capital Works Expenditure	8,733	9,362	629	7%	

(i) EXPLANATION OF MATERIAL VARIATIONS

Ref	Item	Explanation
1	Heritage buildings	Part of the Warracknabeal Town Hall project has been delayed until 2019/20 so that funding could be sought for the project.
2	Computers and telecommunications	Council has upgraded all IT hardware and has commenced implementation to a new Finance system.
3	Recreational, leisure and community facilities	Council has received Drought funding which was spent on the following Council facilities: - the Brim Bowling Club (\$208,000), Rupanyup Recreation Reserve (\$180,000) and Warracknabeal Leisure Centre (\$210,000)
4	Waste management	Council received funding for the construction of a recycling shed at the Warracknabeal Transfer Station and E-waste sheds were also constructed at the Hopetoun, Warracknabeal and Murtoa Transfer Stations. These projects were to be completed in the 2018/19 financial year and therefore were not budgeted for in the 2019/20 year.

NOTE 2: ANALYSIS OF COUNCIL RESULTS BY PROGRAM

2.1 (a) *Council delivers its functions and activities through the following programs.*

Community Services

Administration of maternal & child health services, immunisations, preschools and rental accommodation, homecare, senior citizen centres, meals on wheels, home maintenance and sundry welfare services.

Corporate Services

General rates and grants commission revenue, general administration and finance costs, which are not allocated to the other functions.

Economic Development

Commercial and industrial promotion, caravan parks, livestock exchange, tourist promotion and public conveniences.

Engineering

Construction and maintenance of roads and bridges, footpaths, parking facilities, traffic control, street lighting, street cleaning and drainage, plant operations, workshops and depots and quarries.

Governance

Governance provides an effective oversight of the organisation. Human resource management provides support to the organisation and ensures Council's customer focus includes communication and community engagement processes. Service areas include governance, enterprise risk and legal services.

Recreation, Culture and Leisure

Maintenance of halls, cultural buildings and operations of the library, parks and reserves, recreation centres, swimming pools, sporting clubs, saleyards and other sundries.

Regulatory Services

Planning, building control, fire prevention, animal control and the administration of local laws and the health act.

Waste and Environment

Rubbish collection, recycling and disposal and tree schemes.

2.1 (b) Summary of revenues, expenses, assets and capital expenses by program

	Income	Expenses	Surplus/ (Deficit)	Grants included in income	Total assets
	\$'000	\$'000	\$'000	\$'000	\$'000
2019/20					
Community Services	3,868	2,992	876	3,532	4,522
Corporate Services	17,393	2,003	15,390	5,641	14,379
Economic Development	851	1,725	(874)	538	3,699
Engineering	2,732	10,340	(7,608)	3,325	126,052
Governance	4	1,468	(1,464)	-	-
Recreation, Culture and Leisure	427	2,077	(1,650)	330	8,875
Regulatory Services	256	788	(532)	30	-
Waste and Environment	1,519	2,985	(1,466)	219	507
	27,050	23,379	2,671	13,615	158,034

	Income	Expenses	Surplus/ (Deficit)	Grants included in income	Total assets
	\$'000	\$'000	\$'000	\$'000	\$'000
2018/19					
Community Services	2,926	2,768	158	2,566	5,036
Corporate Services	17,118	1,885	15,233	5,603	16,698
Economic Development	440	1,016	(576)	60	1,727
Engineering	3,990	9,733	(5,743)	4,608	120,427
Governance	-	1,000	(1,000)	-	-
Recreation, Culture and Leisure	477	1,419	(942)	382	9,238
Regulatory Services	192	606	(414)	20	-
Waste and Environment	1,567	2,264	(697)	332	228
	26,710	20,691	6,019	13,571	153,354

2.2 COVID-19 impact on 2019-2020 Operations of Council

The Coronavirus (COVID-19), was declared a world-wide pandemic by the World Health Organisation in March 2020. COVID-19, as well as measures to slow the spread of the virus, have since had an impact on the Australian and local economy.

COVID-19, as well as measures including government directives to slow the spread of the virus in Australia, have impacted Council operations in the following areas:

- the leisure centre facilities, library, town halls, senior citizens centres, kindergartens, caravan parks and some public amenity blocks were closed. These closures resulted in a redeployment of some Council staff from closed facilities to other Council roles. Closure of some of Council's facilities has resulted in a decrease in Council's user fee revenue and also decreased associated expenses.
- Council's rate revenue has been slightly impacted by deferrals and interest free periods provided to some rate payers who have lodged hardship claims.
- Council has received Working for Victoria grant income to facilitate redeployment of people who have been stood down from closed local businesses. Council received funding for the employment of 13 staff for a period of six months.

The above impacts on the financial statements for the year ended 30 June 2020, have led to a reduction in income and expenditure in some areas, however overall there has not been a significant impact to Council's 30 June 2020 financial statements.

Given the dynamic and evolving nature of COVID-19, limited recent experience of the economic and financial impacts of such a pandemic on the preparation of these financial statements, changes to the estimates and judgements that have been applied in the measurement of assets and liabilities may arise in the future. Other than adjusting events that provide evidence of conditions that existed at the end of the reporting period, the impact of events that arise after the reporting period will be accounted for in future reporting periods.

NOTE 3: FUNDING FOR THE DELIVERY OF OUR SERVICES

2019/20 \$'000	2018/19 \$'000
-------------------	-------------------

3.1 Rates and charges

Council uses Capital Improved Valuation (CIV) as the basis of valuation of all properties within the municipal district. The Capital Improved Valuation of a property is its net market value after deducting selling costs.

The valuation base used to calculate general rates for 2019/20 was \$2,565 million (2018/19 \$2,144 million).

Residential	2,153	2,100
Commercial	354	350
Farm/Rural	8,493	8,270
Municipal charge	375	366
Waste management charge	1,179	1,143
Supplementary rates and rate adjustments	41	28
Revenue in lieu of rates	12	-
Total Rates and Charges	12,607	12,257

The date of the latest general revaluation of land for rating purposes within the municipal district was 1 January 2019 and the valuation will be first applied in the rating year commencing 1 July 2019.

Annual rates and charges are recognised as revenues when Council issues annual rates notices. Supplementary rates are recognised when a valuation and reassessment is completed and a supplementary rates notice issued.

3.2 Statutory fees and fines

Animal control fees and fines	48	39
Town planning and building fees	135	120
Health	20	-
Other	11	1
Total Statutory Fees and Fines	214	160

Statutory fees and fines are recognised as revenue when the service has been provided, the payment is received, or when the penalty has been applied, whichever first occurs.

3.3 User fees

Aged and health services	146	215
Aged and health services brokerage fees	79	87
Leisure centre and recreation	31	25
Caravan park fees	148	196
Waste management services	121	96
Rents	62	55
Saleyards fees and charges	100	105
VicRoads charges	10	8
Private works	40	77
Tourism	61	33
Rates	60	52
Maternal & child health	56	-
Other fees and charges	11	24
Total User Fees	925	973
User fees by timing of revenue recognition		
User fees recognised at a point in time	925	973
Total User Fees	925	973

User fees are recognised as revenue at a point in time, or over time, when (or as) the performance obligation is satisfied. Recognition is based on the underlying contractual terms.

3.4 Funding from other levels of government

Grants were received in respect of the following :

Summary of grants

Commonwealth Funded Grants	9,724	7,693
State Funded Grants	3,890	5,882
Total Grants Received	13,614	13,575

(a) Operating Grants

Recurrent - Commonwealth Government

Financial Assistance Grants - Unallocated	3,541	3,414
Financial Assistance Grants - Local Roads	2,077	2,077
Aged Care	545	490
Meals on Wheels	104	78
Senior Citizens	40	38
Total Recurrent - Commonwealth Government	6,307	6,097

Recurrent - State Government

Aged Care	77	187
Meals on Wheels	2	6
Senior Citizens	10	16
Preschools	913	900
Maternal and Child Health	361	355
Recycling	12	25
Sustainability	81	66
Community Transport and Youth	78	67
Valuation	1	88
Other	11	32
Total Recurrent - State Government	1,546	1,742

Total Recurrent Operating Grants	7,854	7,839
---	--------------	--------------

Non-recurrent - Commonwealth Government

Drought	1,400	310
Total Non-recurrent - Commonwealth Government	1,400	310

Non-recurrent - State Government

Natural Disaster	-	849
Work for Victoria	213	-
VicRoads	-	36
Sustainability	-	66
Economic Development	441	-
Recreation	-	20
Tourism	75	-
Planning	30	-
Other	1	18
Total Non-recurrent - State Government	760	989

Total Non-recurrent Operating Grants	2,160	1,299
---	--------------	--------------

Total Operating Grants	10,014	9,138
-------------------------------	---------------	--------------

	2019/20 \$'000	2018/19 \$'000
(b) Capital Grants		
<i>Recurrent - Commonwealth Government</i>		
Roads to Recovery	1,984	950
Total Recurrent - Commonwealth Government	1,984	950
Total Recurrent Capital Grants	1,984	950
<i>Non-recurrent - Commonwealth Government</i>		
Recreation	-	249
Livestock Exchange	20	-
Drought	12	87
Total Non-recurrent - Commonwealth Government	32	336
<i>Non-recurrent - State Government</i>		
Emergency Management - Flood Levee Bank	-	220
Library	120	-
Fire Access	-	20
Aerodromes	-	90
Halls	122	117
Sustainability	24	-
Recreation	89	-
Roads to Market	-	1,088
Fixing Country Roads	1,023	1,529
Waste Management	207	87
Total Non-recurrent - State Government	1,585	3,151
Total Non-recurrent Capital Grants	1,617	3,487
Total Capital Grants	3,601	4,437
TOTAL GRANTS	13,614	13,575

(c) Unspent grants received on condition that they be spent in a specific manner

Operating

Balance at start of year	70	140
Received during the financial year and remained unspent at balance date	573	70
Received in prior years and spent during the financial year	(70)	(140)
Balance at year end	573	70

Capital

Balance at start of year	1,070	726
Received during the financial year and remained unspent at balance date	100	1,070
Received in prior years and spent during the financial year	(1,070)	(726)
Balance at year end	100	1,070

Grant income is recognised at the point in time when the Council satisfies its performance obligations as specified in the underlying agreement.

	2019/20 \$'000	2018/19 \$'000
3.5 Net gain/(loss) on disposal of property, infrastructure, plant and equipment		
Proceeds of sale	75	363
Write down value of assets disposed	(1,027)	(1,243)
Total Net Gain/(Loss) on disposal of Property, Infrastructure, Plant & Equipment	(952)	(880)

The profit or loss on sale of an asset is determined when control of the asset has passed to the buyer.

3.6 Other Income

Interest	35	110
Interest on rates	66	76
Workcover reimbursements	35	21
Private use vehicle reimbursements	74	85
Insurance recoupment	11	12
Long Service Leave Transfer from other Councils	47	35
Income protection	328	206
Community facilities	77	87
Other	7	3
Total Other Income	680	635

Interest is recognised as it is earned.

Other income is measured at the fair value of the consideration received or receivable and is recognised when Council gains control over the right to receive the income.

Monetary contributions are recognised as revenue when Council obtains control over the contributed asset.

NOTE 4: THE COST OF DELIVERING SERVICES

	2019/20 \$'000	2018/19 \$'000
4.1 Employee costs		
Wages and salaries	6,778	6,021
WorkCover	219	188
Councillor allowance	186	184
Annual leave and long service leave	931	1,145
Superannuation	816	781
Fringe benefits tax	21	14
Redundancies	95	175
Other	287	172
Total Employee Costs	9,333	8,680

Superannuation

Council made contributions to the following funds:

Defined benefit fund

Employer contributions to Local Authorities Superannuation Fund (Vision Super)	74	104
	74	104

Accumulation funds

Employer contributions to Local Authorities Superannuation Fund (Vision Super)	548	543
Employer contributions - Other Funds	194	134
	742	677

Refer to note 9.3 for further information relating to Council's superannuation obligations.

4.2 Materials and service

Contracts	690	773
Waste Management	1,131	1,212
Weir Pools	495	-
Swimming Pools	479	-
Community Projects	537	448
Information Technology Contract	118	181
Materials and services	2,325	1,240
Building & Ground maintenance	282	170
Supply of Meals	142	167
Utilities	282	277
External Plant Hire	33	58
Information Technology & Equipment	235	75
Consultants	634	319
Other	63	28
Total Materials and Services	7,446	4,948

4.3 Depreciation

Property	533	420
Plant and equipment	1,043	988
Infrastructure	3,605	3,488
Total Depreciation	5,181	4,896

Refer to note 5.2(c), 5.8 and 6.2 for a more detailed breakdown of depreciation and amortisation charges and accounting policy.

	2019/20 \$'000	2018/19 \$'000
--	-------------------	-------------------

4.4 Amortisation - Right of use assets

Vehicles	277	-
Total Amortisation - Right of use assets	277	-

4.5 Bad and doubtful debts

Rates debtors	9	14
Total Bad and doubtful debts	9	14

Movement in provisions for doubtful debts

Balance at the beginning of the year	265	251
New provisions recognised during the year	207	126
Amounts already provided for and written off as uncollectible	1	-
Amounts provided for but recovered during the year	(201)	(112)
Balance at end of Year	272	265

Provision for doubtful debt is recognised based on an expected credit loss model. This model considers both historic and forward looking information in determining the level of impairment.

4.6 Contributions and donations

Regional Library	167	165
Sporting reserves	171	164
Swimming pools	220	224
Economic development	118	121
Community halls	34	33
Preschools	3	12
Weir Pools	31	29
Others	31	-
Total Contributions and donations	775	748

4.7 Finance Costs - Leases

Interest - Lease Liabilities	19	-
Total Finance Costs – Leases	19	-

4.8 Other expenses

Auditors' remuneration - VAGO - audit of the financial statements, performance statement and grant acquittals	26	34
Auditors' remuneration - Internal	41	60
Insurances	638	524
Operating Lease Rentals	92	315
Printing and stationery	75	70
Advertising	101	80
Postage	27	27
Legal Costs	23	8
Subscriptions	153	82
Water	107	114
Bank Fees and Charges	36	39
Others	20	52
Total Other Expenses	1,339	1,405

NOTE 5: OUR FINANCIAL POSITION

	2019/20	2018/19
	\$'000	\$'000

5.1 Financial assets

(a) Cash and cash equivalents

Cash on hand	1	1
Cash at bank	9,557	8,389
Total Cash and Cash Equivalents	9,558	8,390

(b) Other financial assets

Term deposits – current	1,011	719
Term deposits - non-current	295	253
Total Other Financial Assets	1,306	972

Total Financial Assets	10,864	9,362
-------------------------------	---------------	--------------

Council's cash and cash equivalents are subject to external restrictions that limit amounts available for discretionary use.

These include:

Trust funds and deposits (Note 5.3)	36	38
Unspent grants (Note 3.4)	673	1,140
Total Restricted Funds	709	1,178

Total Unrestricted Cash and Cash Equivalents	8,849	7,212
---	--------------	--------------

Cash and cash equivalents include cash on hand, deposits at call and other highly liquid investments with original maturities of 90 days or less, net of outstanding bank overdrafts.

Other financial assets are valued at fair value, at balance date. Term deposits are measured at original cost. Any unrealised gains and losses on holdings at balance date are recognised as either a revenue or expense.

	2019/20 \$'000	2018/19 \$'000
(c) Trade and other receivables		
CURRENT		
<i>Statutory receivables</i>		
Rates debtors	2,000	1,822
Infringement debtors	3	1
Provision for doubtful debts - rate debtors	(211)	(205)
<i>Non-statutory receivables</i>		
Other debtors	916	1,886
Provision for doubtful debts - other debtors	(62)	(60)
Total Current Trade and Other Receivables	2,646	3,444
Total Trade and Other Receivables	2,646	3,444

Short term receivables are carried at invoice amount. A provision for doubtful debts is recognised when there is objective evidence that an impairment has occurred. Long term receivables are carried at amortised cost using the effective interest rate method.

(d) Ageing of Receivables

The ageing of the Council's trade & other receivables (excluding statutory receivables) that are not impaired was:

Current (not yet due)	797	1,714
Past due by up to 30 days	19	16
Past due between 31 and 180 days	9	82
Past due between 181 and 365 days	29	14
Past due by more than 1 year	-	-
Total Trade & Other Receivables	854	1,826

(e) Ageing of individually impaired Receivables

At balance date, other debtors representing financial assets with a nominal value of \$62,000 (2019: \$60,000) were impaired. The amount of the provision raised against these debtors was \$62,000 (2019: \$60,000). They individually have been impaired as a result of their doubtful collection. Many of the long outstanding past due amounts have been lodged with Council's debt collectors or are on payment arrangements.

The ageing of receivables that have been individually determined as impaired at reporting date was:

Current (not yet due)	-	-
Past due by up to 30 days	-	-
Past due between 31 and 180 days	-	-
Past due between 181 and 365 days	-	-
Past due by more than 1 year	62	60
Total Trade & Other Receivables	62	60

5.2 Non-financial assets

(a) Inventories

Inventories held for distribution	326	513
Total Inventories	326	513

Inventories held for distribution are measured at cost, adjusted when applicable for any loss of service potential. All other inventories, including land held for sale, are measured at the lower of cost and net realisable value. Where inventories are acquired for no cost or nominal consideration, they are measured at current replacement cost at the date of acquisition.

(b) Other assets

Prepayments	226	301
Accrued income	6	18
Total Other Assets	232	319

5.3 Trade and other payables

(a) Trade and other payables

Trade payables	2,220	1,340
Net GST payable	(163)	(10)
Accrued expenses	84	107
Total Trade and Other Payables	2,141	1,437

(b) Trust funds and deposits

Refundable deposits	12	33
Fire services levy	24	4
Other refundable deposits	-	1
Total Trust Funds and Deposits	36	38

Amounts received as deposits and retention amounts controlled by Council are recognised as trust funds until they are returned, transferred in accordance with the purpose of the receipt, or forfeited. Trust funds that are forfeited, resulting in Council gaining control of the funds, are to be recognised as revenue at the time of forfeit.

Purpose and nature of items

Refundable deposits - Deposits are taken by Council as a form of surety in a number of circumstances, including in relation to building works, tender deposits, contract deposits and use of civic facilities.

Fire Service Levy - Council is the collection agent for fire services levy on behalf of the State Government. Council remits amounts received on a quarterly basis. Amounts disclosed here will be remitted to the State Government in line with that process.

Retention Amounts - Council has a contractual right to retain certain amounts until a contractor has met certain requirements or a related warrant or defect period has elapsed. Subject to the satisfactory completion of the contractual obligations, or the elapsing of time, these amounts will be paid to the relevant contractor in line with Council's contractual obligations.

5.4 Interest-bearing liabilities

Current

Finance leases	21	21
	21	21

Non-current

Finance leases	58	79
	58	79

Total Interest-bearing Liabilities	79	100
---	-----------	------------

(a) The maturity profile for Council's finance lease liabilities is:

Not later than one year	21	21
Later than one year and not later than five years	58	79
Later than five years	-	-
	79	100
Minimum future lease payments		
Less future finance charges	79	100
Present value of minimum lease payments	-	-
	79	100

Borrowings are initially measured at fair value, being the cost of the interest bearing liabilities, net of transaction costs. The measurement basis subsequent to initial recognition depends on whether the Council has categorised its interest-bearing liabilities as either financial liabilities designated at fair value through the profit and loss, or financial liabilities at amortised cost. Any difference between the initial recognised amount and the redemption value is recognised in net result over the period of the borrowing using the effective interest method.

The classification depends on the nature and purpose of the interest bearing liabilities. The Council determines the classification of its interest bearing liabilities at initial recognition.

	Annual Leave	Long Service Leave	Sick Leave	Landfill & Gravel Pit restoration	Total
	\$'000	\$'000	\$'000	\$'000	\$'000

5.5 Provisions

2019/20

Balance at beginning of the financial year	1,386	2,044	138	524	4,092
Additional provisions	772	50	21	553	1,395
Amounts used	(821)	(268)	(33)	(192)	(1,314)
Change in the discounted amount arising because of time and the effect of any change in the discount rate	-	109	-	-	109
Balance at the end of the Financial Year	1,337	1,935	126	885	4,282

2018/19

Balance at beginning of the financial year	1,408	1,878	159	524	3,969
Additional provisions	787	95	12	45	939
Amounts used	(809)	(186)	(33)	(45)	(1,073)
Change in the discounted amount arising because of time and the effect of any change in the discount rate	-	257	-	-	257
Balance at the end of the Financial Year	1,386	2,044	138	524	4,092

	2019/20 \$'000	2018/19 \$'000
--	-------------------	-------------------

(a) Employee provisions

Current provisions expected to be wholly settled within 12 months

Annual leave	857	844
Long service leave	279	195
Sick leave	88	99
	1,224	1,138

Current provisions expected to be wholly settled after 12 months

Annual leave	480	542
Long service leave	1,482	1,605
	1,962	2,147

Total Current Employee Provisions	3,186	3,285
--	--------------	--------------

Non-current

Long service leave	174	244
Sick leave	38	39
Total Non-current Employee Provisions	212	283

Aggregate carrying amount of employee provisions:

Current	3,186	3,285
Non-current	212	283
Total Aggregate Carrying amount of Employee Provisions	3,398	3,568

The calculation of employee costs and benefits includes all relevant on-costs and are calculated as follows at reporting date.

WAGES AND SALARIES AND ANNUAL LEAVE

Liabilities for wages and salaries, including non-monetary benefits, annual leave and accumulated sick leave expected to be wholly settled within 12 months of the reporting date are recognised in the provision for employee benefits in respect of employee services up to the reporting date, classified as current liabilities and measured at their nominal values.

Liabilities that are not expected to be wholly settled within 12 months of the reporting date are recognised in the provision for employee benefits as current liabilities, measured at the present value of the amounts expected to be paid when the liabilities are settled using the remuneration rate expected to apply at the time of settlement.

LONG SERVICE LEAVE

Liability for long service leave (LSL) is recognised in the provision for employee benefits. LSL is measured at present value. Unconditional LSL is disclosed as a current liability. Conditional LSL that has been accrued, where an employee is yet to reach a qualifying term of employment, is disclosed as a non-current liability.

	2019/20 \$'000	2018/19 \$'000
<i>Key assumptions</i>		
- discount rate	0.872%	1.324%
- index rate	4.250%	4.313%

	2019/20 \$'000	2018/19 \$'000
(b) Landfill and Gravel Pit provisions		
Current	459	266
Non-current	426	258
Total	885	524

Council is obligated to restore landfill and gravel pit sites to a particular standard. The forecast life of the sites are based on current estimates of remaining capacity and the forecast rate of infill. The provision for landfill and gravel pit restoration has been calculated based on the present value of the expected cost of works to be undertaken. The expected cost of works has been estimated based on current understanding of work required to reinstate the site to a suitable standard. Accordingly, the estimation of the provision required is dependent on the accuracy of the forecast timing of the work, work required and related costs.

	2019/20 \$'000	2018/19 \$'000
<i>Key assumptions</i>		
- discount rate	0.872%	1.324%
- index rate	4.250%	4.313%

5.6 Financing arrangements

The Council has the following funding arrangements in place as at 30 June 2020

Bank overdraft	2,500	2,500
Credit card facilities	5	3
Other facilities	300	300
Total Facilities	2,805	2,803
Used Facilities	(244)	(244)
Unused Facilities	2,561	2,559

5.7 Commitments

The Council has entered into the following commitments. Commitments are not recognised in the Balance Sheet. Commitments are disclosed at their nominal value and presented exclusive of the GST payable.

	Not later than 1 year \$'000	Later than 1 year and not later than 2 years \$'000	Later than 2 years and not later than 5 years \$'000	Total \$'000
2019/20				
Operating				
Recycling	460	-	-	460
Garbage collection	323	-	-	323
Grounds Maintenance contract for Council building	10	11	-	21
Meals for delivery	159	-	-	159
Cleaning contract for Hopetoun Caravan Park	29	-	-	29
Total Commitments	981	11	-	992

	Not later than 1 year \$'000	Later than 1 year and not later than 2 years \$'000	Later than 2 years and not later than 5 years \$'000	Total \$'000
2018/19				
Operating				
Recycling	289	-	-	289
Garbage collection	333	-	-	333
Grounds Maintenance contract for Council building	10	21	-	31
Meals for delivery	174	-	-	174
Cleaning contract for Hopetoun Caravan Park	28	-	-	28
Total Commitments	834	21	-	855

5.8 Leases

Policy applicable before 1 July 2019

As a lessee, Council classifies leases as operating or finance leases based on its assessment of whether the lease transferred significantly all of the risks and rewards incidental to ownership of the underlying asset to Council.

Operating lease payments, including any contingent rentals, were recognised as an expense in the comprehensive income statement on a straight-line basis over the lease term, except where another systematic basis is more representative of the time pattern of the benefits derived from the use of the leased asset. The leased asset was not recognised in the balance sheet.

All incentives for the agreement of a new or renewed operating lease were recognised as an integral part of the net consideration agreed for the use of the leased asset, irrespective of the incentive's nature or form, or the timing of payments.

In the event that lease incentives were received to enter into operating leases, the aggregate cost of incentives were recognised as a reduction of rental expense over the lease term on a straight-line basis, unless another systematic basis was more representative of the time pattern in which economic benefits from the leased asset were consumed.

Policy applicable after 1 July 2019

Council has applied *AASB 16 Leases* using a modified retrospective approach with the cumulative effect of initial application recognised as an adjustment to the opening balance of accumulated surplus at 1 July 2019, with no restatement of comparative information. The Council applied the approach consistently to all leases in which it is a lessee.

On transition to *AASB 16 Leases*, Council elected to apply the practical expedient to 'grandfather' the assessment of which transactions are leases. The Council has applied this practical expedient to all of its contracts and therefore applied *AASB 16 Leases* only to contracts that were previously identified as leases.

At inception of a contract, all entities would assess whether a contract is, or contains, a lease. A contract is, or contains, a lease if the contract conveys the right to control the use of an identified asset for a period of time in exchange for consideration. To identify whether a contract conveys the right to control the use of an identified asset, it is necessary to assess whether:

- The contract involves the use of an identified asset;
- The customer has the right to obtain substantially all of the economic benefits from use of the asset throughout the period of use; and
- The customer has the right to direct the use of the asset.

This policy is applied to contracts entered into, or changed, on or after 1 July 2019.

As a lessee, Council recognises a right-of-use asset and a lease liability at the lease commencement date. The right-of-use asset is initially measured at cost, which comprises the initial amount of the lease liability adjusted for:

- any lease payments made at or before the commencement date less any lease incentives received; plus
- any initial direct costs incurred; and
- an estimate of costs to dismantle and remove the underlying asset or to restore the underlying asset or the site on which it is located.

The right-of-use asset is subsequently depreciated using the straight-line method from the commencement date to the earlier of the end of the useful life of the right-of-use asset or the end of the lease term. The estimated useful lives of right-of-use assets are determined on the same basis as those of property, plant and equipment. In addition, the right-of-use asset is periodically reduced by impairment losses, if any, and adjusted for certain measurements of the lease liability.

The lease liability is initially measured at the present value of the lease payments that are not paid at the commencement date, discounted using the interest rate implicit in the lease or, if that rate cannot be readily determined, an appropriate incremental borrowing rate. Generally, Council uses an appropriate incremental borrowing rate as the discount rate.

Lease payments included in the measurement of the lease liability comprise the following:

- Fixed payments;
- Variable lease payments that depend on an index or a rate, initially measured using the index or rate as at the commencement date;
- Amounts expected to be payable under a residual value guarantee; and
- The exercise price under a purchase option that Council is reasonably certain to exercise, lease payments in an optional renewal period if Council is reasonably certain to exercise an extension option and penalties for early termination of a lease unless Council is reasonably certain not to terminate early.

When the lease liability is re-measured in this way, a corresponding adjustment is made to the carrying amount of the right-of-use asset, or is recorded in profit or loss if the carrying amount of the right-of-use asset has been reduced to zero.

Council has elected to apply the temporary option available under *AASB 16 Leases*, which allows not-for-profit entities to not measure right-of-use assets at initial recognition at fair value in respect of leases that have significantly below-market terms.

	Vehicles \$'000	Total \$'000
<i>Right-of-Use Assets</i>		
Balance at 1 July 2019	470	470
Additions	744	744
Amortisation charge	(277)	(277)
Balance at 30 June 2020	937	937

	2020 \$'000
<i>Lease Liabilities</i>	
Maturity analysis - contractual undiscounted cash flows	
Less than one year	285
One to five years	652
More than five years	-
Total undiscounted lease liabilities as at 30 June:	937

Lease liabilities included in the Balance Sheet at 30 June:

Current	335
Non-current	595
Total lease liabilities	930

Short-term and low value leases

Council has elected not to recognise right-of-use assets and lease liabilities for short-term leases of machinery that have a lease term of 12 months or less and leases of low-value assets (individual assets worth less than existing capitalisation thresholds for a like asset up to a maximum of AUD\$10,000), including IT equipment. Council recognises the lease payments associated with these leases as an expense on a straight-line basis over the lease term.

Expenses relating to:

Short-term leases	-
Leases of low value assets	2
Total	2

Variable lease payments (*not included in measurement of lease liabilities*)

Non-cancellable lease commitments - Short-term and low-value leases

Commitments for minimum lease payments for short-term and low-value leases are payable as follows:

Payable:

Within one year	2
Later than one year but not later than five years	-

Total lease commitments	2
--------------------------------	----------

i. Leases classified as operating leases under AASB 117 Leases

At transition, lease liabilities were measured at the present value of the remaining lease payments, discounted at Council's incremental borrowing rate as at 1 July 2019. Right-of-use assets are measured at an amount equal to the lease liability, adjusted by the amount of any prepaid or accrued lease payments. Council applied this approach to all applicable leases.

Council used the following practical expedients when applying *AASB 16 Leases* to leases previously classified as operating leases under *AASB 117 Leases*.

- Applied a single discount rate to a portfolio of leases with similar characteristics;
- Adjusted the right-of-use assets by the amount of *AASB 137 Provisions, Contingent Liabilities and Contingent Assets* onerous contract provision immediately before the date of initial application, as an alternative to an impairment review;
- Applied the exemption not to recognise right-of-use assets and liabilities for leases with less than 12 months of lease term; and
- Used hindsight when determining the lease term if the contract contains options to extend or terminate the lease.

ii. Leases previously classified as finance leases

For leases that were classified as finance leases under *AASB 117 Leases*, the carrying amount of the right-of-use asset and the lease liability at 1 July 2019 are determined at the carrying amount of the lease asset and lease liability under *AASB 117 Leases* immediately before that date.

Council is not required to make any adjustments on transition to *AASB 16 Leases* for leases in which it acts as a lessor, except for a sub-lease. Council accounted for its leases in accordance with *AASB 16 Leases* from the date of initial application.

Impact on financial statements

On transition to *AASB 16 Leases*, Council recognised an additional \$470,687 of right-of-use assets and \$470,687 of lease liabilities, recognising the difference in retained earnings.

NOTE 6: ASSETS WE MANAGE

6.1 Non-current assets classified as held for sale

	2019/20 \$'000	2018/19 \$'000
Non-current assets classified as held for sale		
Cost of acquisition	15	30
Total	15	30

Non-current assets classified as held for sale (including disposal groups) are measured at the lower of its carrying amount and fair value less costs of disposal, and are not subject to depreciation. Non-current assets, disposal groups and related liabilities and assets are treated as current and classified as held for sale if their carrying amount will be recovered through a sale transaction rather than through continuing use. This condition is regarded as met only when the sale is highly probable and the asset's sale (or disposal group sale) is expected to be completed within 12 months from the date of classification.

6.2 Property, infrastructure, plant and equipment

Summary of property, infrastructure, plant and equipment

	At Fair Value 30 June 2019 \$'000	Additions \$'000	Revaluation \$'000	Depreciation \$'000	Disposal \$'000	Transfers \$'000	At Fair Value 30 June 2020 \$'000
Land	1,437	-	448	-	-	(16)	1,869
Buildings	15,034	688	(783)	(533)	-	-	14,406
Plant and Equipment	5,855	1,312	-	(1,042)	(99)	-	6,026
Infrastructure	116,836	7,362	541	(3,605)	(929)	16	120,221
Total	139,162	9,362	206	(5,181)	(1,028)	-	142,522

<i>Land - specialised</i>	<i>Land - non specialised</i>	<i>Total Land</i>	<i>Heritage Buildings</i>	<i>Buildings - specialised</i>	<i>Buildings – non specialised</i>	<i>Total Buildings</i>	<i>Total Property</i>
<i>\$'000</i>	<i>\$'000</i>	<i>\$'000</i>	<i>\$'000</i>	<i>\$'000</i>	<i>\$'000</i>	<i>\$'000</i>	<i>\$'000</i>

(a) Property

At fair value 30 June 2019	1384	53	1,437	2,229	12,272	1,345	15,846	17,283
Accumulated depreciation at 30 June 2019	-	-	-	(241)	(526)	(45)	(812)	(812)
	1,384	53	1,437	1,988	11,746	1,300	15,034	16,471
Movements in fair value								
Additions	-	-	-	92	596	-	688	688
Revaluation	441	7	448	(607)	(1,159)	(362)	(2,128)	(1,680)
Transfers	(16)	-	(16)	-	-	-	-	(16)
	425	7	432	(515)	(563)	(362)	(1,440)	(1,008)
Movements in accumulated depreciation								
Depreciation and amortisation	-	-	-	(121)	(406)	(6)	(533)	(533)
Revaluation	-	-	-	362	932	51	1,345	1,345
	-	-	-	241	526	45	812	812
At fair value 30 June 2020	1,809	60	1,869	1,714	11,709	983	14,406	16,275
Accumulated depreciation at 30 June 2020	-	-	-	-	-	-	-	-
	1,809	60	1,869	1,714	11,709	983	14,406	16,275

<i>Plant machinery and equipment</i>	<i>Fixtures fittings and furniture</i>	<i>Computers and telecomms</i>	<i>Total plant and equipment</i>
<i>\$'000</i>	<i>\$'000</i>	<i>\$'000</i>	<i>\$'000</i>

(b) Plant & Equipment

At fair value 1 July 2019	11,492	327	1,107	12,926
Accumulated depreciation at 1 July 2019	(6,024)	(267)	(780)	(7,071)
	5,468	60	327	5,855
Movements in fair value				
Additions	1,115	2	195	1,310
Disposal	(480)	-	(494)	(974)
	635	2	(299)	336
Movements in accumulated depreciation				
Depreciation and amortisation	(898)	(16)	(128)	(1,042)
Accumulated depreciation of disposals	460	(9)	424	875
	(438)	(25)	296	(167)
At fair value 30 June 2020	12,127	329	808	13,262
Accumulated depreciation at 30 June 2020	(6,462)	(292)	(484)	(7,238)
	5,665	37	324	6,024

	<i>Roads</i> \$'000	<i>Bridges</i> \$'000	<i>Footpaths and kerb & channel</i> \$'000	<i>Drainage</i> \$'000	<i>Recreational, leisure and community</i> \$'000	<i>Waste Management</i> \$'000	<i>Parks open spaces and streetscapes</i> \$'000	<i>Aerodromes</i> \$'000	<i>Other Infrastructure</i> \$'000	<i>Total Infrastructure</i> \$'000
--	------------------------	--------------------------	---	---------------------------	--	---------------------------------------	---	-----------------------------	---	---

(c) Infrastructure

At fair value 1 July 2019	188,422	4,301	17,953	8,786	7,065	755	1,204	3,026	1,126	232,638
Accumulated depreciation at 1 July 2019	(95,091)	(2,032)	(10,654)	(5,202)	(394)	(455)	(24)	(1,651)	(297)	(115,800)
	93,331	2,269	7,299	3,584	6,671	300	1,180	1,375	829	116,838
Movements in fair value										
Additions	5,993	-	307	-	795	267	-	-	-	7,362
Revaluation	(162)	7	(132)	-	478	(515)	(287)	-	(226)	(837)
Disposal	(1,215)	-	(29)	-	-	-	-	-	-	(1,244)
Transfers	-	-	-	-	(67)	-	83	-	-	16
	4,616	7	146	-	1,206	(248)	(204)	-	(226)	5,297
Movements in accumulated depreciation										
Depreciation and amortisation	(2,915)	(55)	(210)	(113)	(215)	(12)	(13)	(45)	(27)	(3,605)
Accumulated depreciation of disposals	295	-	20	-	-	-	-	-	-	315
Revaluation	(77)	35	93	96	609	467	37	43	75	1,378
	(2,697)	(20)	(97)	(17)	394	455	24	(2)	48	(1,912)
At fair value 30 June 2020	193,038	4,308	18,099	8,786	8,271	507	1,000	3,026	900	237,935
Accumulated depreciation at 30 June 2020	(97,788)	(2,052)	(10,751)	(5,219)	-	-	-	(1,653)	(249)	(117,712)
	95,250	2,256	7,348	3,567	8,271	507	1,000	1,373	651	120,223

Acquisition

The purchase method of accounting is used for all acquisitions of assets, being the fair value of assets provided as consideration at the date of acquisition plus any incidental costs attributable to the acquisition. Fair value is the price that would be received to sell an asset (or paid to transfer a liability) in an orderly transaction between market participants at the measurement date.

Where assets are constructed by Council, cost includes all materials used in construction, direct labour, borrowing costs incurred during construction and an appropriate share of directly attributable variable and fixed overheads.

In accordance with Council's policy, the threshold limits have applied when recognising assets within an applicable asset class and unless otherwise stated are consistent with the prior year.

	Depreciation Period	Threshold Limit \$'000
Land & Land Improvements		
Land	-	1,000
Land under roads	-	1,000
Buildings		
Buildings	30 – 75 years	5,000
Heritage buildings	50 years	5,000
Plant & Equipment		
Plant, machinery and equipment	5 – 25 years	1,000
Motor vehicles	1 – 15 years	1,000
Fixtures, fittings and furniture	3 – 15 years	1,000
Infrastructure		
Earthworks all	-	5,000
Gravel road pavements / resheets	10 – 14 years	2,000
Sealed road pavements	60 years	5,000
Sealed road final seal	12 years	2,000
Bridges	80 years	5,000
Footpaths, kerb and channel	25 years	2,000
Drainage	25 – 80 years	5,000
Aerodromes	12 years	5,000
Recreation and leisure	30 – 75 years	5,000
Parks and open space	30 – 75 years	5,000
Waste management	4 – 30 years	5,000
Other infrastructure	4 - 30 years	5,000

Land under roads

Council recognises land under roads it controls at fair value.

Depreciation

Buildings, land improvements, plant and equipment, infrastructure and other assets having limited useful lives are systematically depreciated over their useful lives to the Council in a manner, which reflects consumption of the service potential embodied in those assets. Estimates of remaining useful lives and residual values are made on a regular basis with major asset classes reassessed annually. Depreciation rates and methods are reviewed annually.

Where assets have separate identifiable components that are subject to regular replacement, these components are assigned distinct useful lives and residual values and a separate depreciation rate is determined for each component.

Road earthworks are not depreciated on the basis that they are assessed as not having a limited useful life.

Straight line depreciation is charged based on the residual useful life as determined each year.

Depreciation periods used are listed above and are consistent with the prior year unless otherwise stated.

Repairs and maintenance

Where the repair relates to the replacement of a component of an asset and the cost exceeds the capitalisation threshold the cost is capitalised and depreciated. The carrying value of the replaced asset is expensed.

Valuation of land and buildings

Valuation of land and buildings were undertaken by a qualified independent valuer, Preston Rowe Paterson National Property Consultant – Benjamin Sawyer AAPI Reg 63163. The valuation of land and buildings is at fair value, being market value based on highest and best use permitted by relevant land planning provisions. Where land use is restricted through existing planning provisions, the valuation is reduced to reflect this limitation. This adjustment is an unobservable input in the valuation. The adjustment has no impact on the comprehensive income statement.

Specialised land is valued at fair value using site values adjusted for englobo (undeveloped and/or unserviced) characteristics, access rights and private interests of other parties and entitlements of infrastructure assets and services. This adjustment is an unobservable input in the valuation. The adjustment has no impact on the comprehensive income statement.

Any significant movements in the unobservable inputs for land and land under roads will have a significant impact on the fair value of these assets.

The land and buildings were subject to full independent valuation in May 2020 by accredited independent valuers. Council does not believe there has been a material movement in fair value since the 30 June 2020 valuation date.

The valuation was performed during the COVID-19 pandemic, with limited market activity and low sales volumes. While the valuer's independent valuation report did not indicate impairment of land and buildings, it does present estimation uncertainty regarding the valuation of land and buildings by acknowledging that past cycles indicate a lag for property markets to react to economic events and that the extent of any decline in value is presently uncertain and may depend on the length of the COVID-19 pandemic. Also, there is not yet any comparable market evidence available to determine what, if any, impact the current COVID-19 pandemic may have on the value or marketability of the subject property, particularly in the short and medium terms.

The fair value assessed may change significantly and unexpectedly over a relatively short period of time (including as a result of factors that the valuer could not reasonably have been aware of as at the date of valuation). Refer to significant accounting policies under Overview section and Note 8.4 for further information on fair value measurement.

The date of the current valuation is detailed in the following table.

Details of the Council's land and buildings and information about the fair value hierarchy as at 30 June 2020 are as follows:

	Level 1	Level 2	Level 3	Date of Valuation
Land – non-specialised	-	60	-	June 2020
Land - specialised	-	-	1,809	June 2020
Buildings - heritage	-	-	1,714	June 2020
Buildings - specialised	-	-	11,709	June 2020
Building – non-specialised	-	983	-	June 2020
Total	-	1,043	15,232	

Valuation of infrastructure

Valuation of infrastructure assets has been determined in accordance with *AASB 113 Fair Value* utilising the cost approach (replacement cost) method, internally utilising Assetfinda software and processed by Ram Upadhyaya, Certified Engineer (BE Civil) (MIEAust).

The date of the current valuation is detailed in the following table.

The valuation is at fair value based on replacement cost less accumulated depreciation as at the date of valuation.

Details of the Council's infrastructure and information about the fair value hierarchy as at 30 June 2020 are as follows:

	Level 1	Level 2	Level 3	Date of Valuation
Roads	-	-	95,250	June 2020
Bridges	-	-	2,256	June 2020
Footpaths, kerb and channel	-	-	7,348	June 2020
Drainage	-	-	3,567	June 2020
Recreational, leisure and community facilities	-	-	8,271	June 2020
Waste management	-	-	507	June 2020
Parks, open space and streetscapes	-	-	1,000	June 2020
Aerodromes	-	-	1,373	June 2020
Other infrastructure	-	-	651	June 2020
Total	-	-	120,223	

Description of significant unobservable inputs into level 3 valuations

Specialised land and land under roads is valued using a market based direct comparison technique. Significant unobservable inputs include the extent and impact of restriction of use and the market cost of land per square metre. The extent and impact of restrictions on use varies and results in a reduction to surrounding land values between 5% and 95%. The market value of land varies significantly depending on the location of the land and the current market conditions.

Specialised buildings are valued using a depreciated replacement cost technique. Significant unobservable inputs include the current replacement cost and remaining useful lives of buildings. Current replacement costs are calculated on a square metre basis and ranges from \$10 to \$6,500 per square metre. The remaining useful lives of buildings are determined on the basis of the current condition of buildings and vary from 30 years to 75 years. Replacement cost is sensitive to changes in market conditions, with any increase or decrease in cost flowing through to the valuation. Useful lives of buildings are sensitive to changes in expectations or requirements that could either shorten or extend the useful lives of buildings.

Infrastructure assets are valued based on the depreciated replacement cost. Significant unobservable inputs include the current replacement cost and remaining useful lives of infrastructure. The remaining useful lives of infrastructure assets are determined on the basis of the current condition of the asset and vary from 12 years to 80 years. Replacement cost is sensitive to changes in market conditions, with any increase or decrease in cost flowing through to the valuation. Useful lives of infrastructure are sensitive to changes in use, expectations or requirements that could either shorten or extend the useful lives of infrastructure assets.

	2019/20 \$'000	2018/19 \$'000
Reconciliation of specialised land		
Other land	1,809	1,384
Total Specialised Land	1,809	1,384

6.3 Investments in associates

(a) Investments in associates accounted for by the equity method are:

- Wimmera Regional Library Corporation	361	396
- Wimmera Development Association	132	128
Total Investments in Associates	493	524

Wimmera Regional Library Corporation

Background

Yarriambiack Shire Council in conjunction with Horsham Rural City Council, Buloke Shire Council, Hindmarsh Shire Council, Northern Grampians Shire Council and West Wimmera Shire Council have an interest in the Wimmera Regional Library Corporation. The library services much of the population in western Victoria and Yarriambiack Shire Council currently has a 13.71% equity interest, (13.66% in 2018/19).

Fair value of Council's investment in Wimmera Regional Library Corporation	361	396
---	------------	------------

Movement in carrying value of specific investment

Carrying value of investment at start of year	396	400
Share of surplus (deficit) for year	(35)	(4)
Carrying value of investment at end of Year	361	396

Council's share of contingent liabilities and contingent assets

The Council provided notice of withdrawal from the Wimmera Regional Library Corporation effective from 30 June 2020 in accordance with the terms of the agreement signed with the library corporation. Pursuant to the terms and conditions of the agreement, the Council expect to recover its investment in the associate, which principally comprises assets that will be returned. The Council does not expect material impact of this withdrawal on the carrying value of its assets and liabilities. As at the 30 June 2020 the withdrawal accounts of the Wimmera Regional Library had not yet been finalized but draft separation figures had been provided and the expectant estimated cash payment of \$84,000.

Wimmera Development Association

Background

Yarriambiack Shire Council in conjunction with Horsham Rural City Council, Hindmarsh Shire Council, Northern Grampians Shire Council and West Wimmera Shire Council have an interest in the Wimmera Development Association. Wimmera Development Association (WDA) is the peak economic development organisation for the Wimmera Southern-Mallee region supporting existing local businesses and promoting economic development opportunities to investors. Yarriambiack Shire Council currently has a 13.58% equity interest, (13.58% in 2018/19).

Fair value of Council's investment in Wimmera Development Association	132	128
--	------------	------------

Council's share of accumulated surplus/(deficit)

Council's share of accumulated surplus/(deficit) at start of year	67	94
Reported surplus/(deficit) for year	5	(5)
Transfers (to)/from reserves	(17)	(22)
Distributions for the year	-	-
Council's share of accumulated surplus/(deficit) at end of Year	55	67

Council's share of reserves

Council's share of reserves at start of year	(2)	20
Transfers (to)/from reserves	(17)	(22)
Council's share of reserves at end of Year	(19)	(2)

Movement in carrying value of specific investment

Carrying value of investment at start of year	128	134
Share of surplus/(deficit) for year	4	(6)
Carrying value of investment at end of Year	132	128

Council's share of expenditure commitments

Operating commitments	157	155
Council's share of expenditure commitments	157	155

Council's share of contingent liabilities and contingent assets

Associates are all entities over which Council has significant influence but not control or joint control. Investments in associates are accounted for using the equity method of accounting, after initially being recognised at cost.

The consolidated financial statements of Council incorporate all entities controlled by Council as at 30 June 2020, and their income and expenses for that part of the reporting period in which control existed.

Where dissimilar accounting policies are adopted by entities and their effect is considered material, adjustments are made to ensure consistent policies are adopted in these financial statements.

Entities consolidated

- Hopetoun Swimming Pool Committee of Management
- Murtoa Community Units Committee of Management
- Woomelang Community Units Committee of Management

Committees of management

All entities controlled by Council that have material revenues, expenses, assets or liabilities, such as committees of management, have been included in this financial report. Any transactions between these entities and Council have been eliminated in full.

NOTE 7: PEOPLE AND RELATIONSHIPS

2019/20 2018/19

7.1 Council and key management remuneration

(a) Related Parties

Parent entity

Yarriambiack Shire Council is the parent entity.

Associates

Interests in associates are detailed in Note 6.3. Council has no subsidiaries.

(b) Key Management Personnel

Details of persons holding the position of Councillor or other members of key management personnel at any time during the year are:

Councillors:

Councillor William Graeme MASSEY (Mayor)

Councillor Helen Anne McCulloch BALLENTINE (resigned 24 June 2020)

Councillor Kylie Louise ZANKER

Councillor Tom HAMILTON

Councillor Shane ROBERTS

Councillor Jean Margaret WISE

Councillor Corinne HEINTZE

Total Number of Councillors	6	7
------------------------------------	----------	----------

Chief Executive Officer

Chief Executive Officer Jessie HOLMES	1	1
---------------------------------------	---	---

Total of Chief Executive Officer and other Key Management Personnel	1	1
--	----------	----------

Total Number of Key Management Personnel	7	8
---	----------	----------

(c) Remuneration of Key Management Personnel

Total remuneration of key management personnel was as follows:

Short-term benefits	380	349
Post-employment benefits	39	38
Long Term Benefits	4	4
Termination benefits	-	-
Total	423	391

The numbers of key management personnel whose total remuneration from Council and any related entities, fall within the following bands:

	No.	No.
\$20,000 - \$29,999	6	6
\$60,000 - \$69,999	1	1
\$190,000 - \$199,999	-	1
\$210,000 - \$219,999	1	-
	8	8

(d) Senior Officer Remuneration

A Senior Officer is an officer of Council, other than Key Management Personnel, who:

- a) has management responsibilities and reports directly to the Chief Executive; or
- b) whose total annual remuneration exceeds \$151,000.

Director of Business Strategy & Performance Tammy SMITH

Director of Community Development & Wellbeing Gavin BLINMAN

Director of Assets & Operations Michael EVANS

Manager of Corporate Services Anita McFARLANE

General Manager of Infrastructure & Planning James MAGEE (departed 30 October 2019)

The number of Senior Officers are shown below in their relevant income bands:

Income Range:	No.	No.
<\$148,000	3	2
\$150,000 - \$159,999	1	1
\$190,000 - \$199,999	-	1
	4	4

Total Remuneration for the reporting year for Senior Officers included above, amounted to	544	615
---	------------	------------

7.2 Related party disclosure

(a) Transactions with related parties

During the period Council entered into no transactions with related parties.

(b) Outstanding balances with related parties

There are no outstanding balances at the end of the reporting period in relation to transactions with related parties.

(c) Loans to/from related parties

The aggregate amount of loans in existence at balance date that have been made, guaranteed or secured by the Council to a related party as follows:

No loans have been made, guaranteed or secured by the Council during the reporting year (2018/19 \$Nil).

(d) Commitments to/from related parties

The aggregate amount of commitments in existence at balance date that have been made, guaranteed or secured by the Council to a related party are as follows:

No commitments have been made, guaranteed or secured by the Council during the reporting year (2018/19 \$Nil).

NOTE 8: MANAGING UNCERTAINTIES

8.1 *Contingent assets and liabilities*

(a) Contingent assets

There are no contingent assets of which Council is aware at balance date.

(b) Contingent liabilities

Contingent liabilities are not recognised in the Balance Sheet but are disclosed and if quantifiable are measured at nominal value. Contingent assets and liabilities are presented inclusive of GST receivable or payable respectively. The following are potential contingencies and are to be considered by Council:

Superannuation

Council has obligations under a defined benefit superannuation scheme that may result in the need to make additional contributions to the scheme, matters relating to this potential obligation are outlined below. As a result of the volatility in financial markets, the likelihood of making such contributions in future periods exists.

Future superannuation contributions

In addition to the disclosed contributions, Yarriambiack Shire Council has paid unfunded liability payments to Vision Super totalling \$0 paid during the 2019/20 year (\$0 paid during the 2018/19 year). There were no contributions outstanding and no loans issued from or to the above schemes as at 30 June 2019. The expected contributions to be paid to the Defined Benefit category of Vision Super for the year ending 30 June 2021 are \$75,000.

Liability Mutual Insurance

Council is a participant of the MAV Liability Mutual Insurance (LMI) Scheme. The LMI scheme provides public liability and professional indemnity insurance cover. The LMI scheme states that each participant will remain liable to make further contributions to the scheme in respect of any insurance year in which it was a participant to the extent of its participant's share of any shortfall in the provision set aside in respect of that insurance year and such liability will continue whether or not the participant remains a participant in future insurance years.

(c) Guarantees for loans to other entities

The Department of Environment, Land, Water & Planning holds a National Australia Bank Guarantee given by the Shire for the sum of \$244,000, which is being used if a site is damaged after gravel extraction. This continues to be reviewed on a yearly basis.

Financial guarantee contracts are not recognised as a liability in the balance sheet unless the lender has exercised their right to call on the guarantee, or Council has other reasons to believe that it is probable that the right will be exercised.

8.2 *Change in accounting standards*

The following new AAS's have been issued that are not mandatory for the 30 June 2020 reporting period. Council has assessed these pending standards and has identified the following potential impacts will flow from the application of these standards in future reporting periods.

AASB 1059 Service Concession Arrangements: Grantors (AASB 1059) (applies 2020/21 for LG Sector)

AASB 1059 addresses the accounting for a service concession arrangement by a grantor that is a public sector entity by prescribing the accounting for the arrangement from the grantor's perspective. It requires the grantor to:

- recognise a service concession asset constructed, developed or acquired from a third party by the operator, including an upgrade to an existing asset of the grantor, when the grantor controls the asset;
- reclassify an existing asset (including recognising previously unrecognised identifiable intangible assets and land under roads) as a service concession asset when it meets the criteria for recognition as a service concession asset;
- initially measure a service concession asset constructed, developed or acquired by the operator or reclassified by the grantor at current replacement cost in accordance with the cost approach to fair value in AASB 13 *Fair Value Measurement*. Subsequent to the initial recognition or reclassification of the asset, the service concession asset is accounted for in accordance with AASB 116 *Property, Plant and Equipment* or AASB 138 *Intangible Assets*, as appropriate, except as specified AASB 1059;
- recognise a corresponding liability measured initially at the fair value (current replacement cost) of the service concession asset, adjusted for any other consideration between the grantor and the operator; and
- disclose sufficient information to enable users of financial statements to understand the nature, amount, timing and uncertainty of assets, liabilities, revenue and cash flows arising from service concession arrangements.

Based on the Council's current assessment, there is expected to be no impact on the transactions and balances recognised in the financial statements, as the Council is not a grantor in a service concession arrangement.

AASB 2018-7 Amendments to Australian Accounting Standards - Definition of Material (applies 2020/21 for LG Sector)

The Standard principally amends AASB 101 *Presentation of Financial Statements* and AASB 108 *Accounting Policies, Changes in Accounting Estimates and Errors*. The amendments refine the definition of material in AASB 101. The amendments clarify the definition of material and its application by improving the wording and aligning the definition across AASB Standards and other publications. The impacts on the local government sector are expected to be minimal.

AASB 2019-1 Amendments to Australian Accounting Standards - References to the Conceptual Framework (applies 2020/21 for LG Sector)

This Standard sets out amendments to Australian Accounting Standards, Interpretations and other pronouncements to reflect the issuance of the Conceptual Framework for Financial Reporting (Conceptual Framework) by the AASB. The impacts on the local government sector are expected to be minimal.

8.3 Financial instruments

(a) Objectives and policies

The Council's principal financial instruments comprise cash assets, term deposits, receivables (excluding statutory receivables), payables (excluding statutory payables) and bank borrowings. Details of the significant accounting policies and methods adopted, including the criteria for recognition, the basis of measurement and the basis on which income and expenses are recognised, in respect of each class of financial asset, financial liability and equity instrument is disclosed in the notes of the financial statements. Risk management is carried out by senior management under policies approved by the Council. These policies include identification and analysis of the risk exposure to Council and appropriate procedures, controls and risk minimisation.

(b) Market risk

Market risk is the risk that the fair value or future cash flows of Council financial instruments will fluctuate because of changes in market prices. The Council's exposure to market risk is primarily through interest rate risk with only insignificant exposure to other price risks and no exposure to foreign currency risk.

Interest rate risk

Interest rate risk refers to the risk that the value of a financial instrument or cash flows associated with the instrument will fluctuate due to changes in market interest rates. Council does not hold any interest bearing financial instruments that are measured at fair value and therefore has no exposure to fair value interest rate risk. Cash flow interest rate risk is the risk that the future cash flows of a financial instrument will fluctuate because of changes in market interest rates. Council has minimal exposure to cash flow interest rate risk through its cash and deposits that are at floating rates.

Investment of surplus funds is made with approved financial institutions under the *Local Government Act 1989*. Council manages interest rate risk by adopting an investment policy that ensures:

- diversification of investment product;
- monitoring of return on investment; and
- benchmarking of returns and comparison with budget.

There has been no significant change in the Council's exposure, or its objectives, policies and processes for managing interest rate risk or the methods used to measure this risk from the previous reporting period.

Interest rate movements have not been sufficiently significant during the year to have an impact on the Council's year end result.

(c) Credit risk

Credit risk is the risk that a contracting entity will not complete its obligations under a financial instrument and cause Council to make a financial loss. Council have exposure to credit risk on some financial assets included in the balance sheet. Particularly significant areas of credit risk exist in relation to outstanding fees and fines as well as loans and receivables from sporting clubs and associations. To help manage this risk:

- Council have a policy for establishing credit limits for the entities Council deal with;
- Council may require collateral where appropriate; and
- Council only invest surplus funds with financial institutions, which have a recognised credit rating specified in Council's investment policy.

Receivables consist of a large number of customers, spread across the ratepayer, business and government sectors. Credit risk associated with the Council's financial assets is minimal because the main debtor is secured by a charge over the rateable property.

There are no material financial assets which are individually determined to be impaired.

Council may also be subject to credit risk for transactions which are not included in the balance sheet, such as when Council provide a guarantee for another party. Details of our contingent liabilities are disclosed in Note 8.1(b).

The maximum exposure to credit risk at the reporting date to recognised financial assets is the carrying amount, net of any provisions for impairment of those assets, as disclosed in the balance sheet and notes to the financial statements. Council does not hold any collateral.

(d) Liquidity risk

Liquidity risk includes the risk that, as a result of Council's operational liquidity requirements, it will not have sufficient funds to settle a transaction when required or will be forced to sell a financial asset at below value or may be unable to settle or recover a financial asset. To help reduce these risks Council:

- have a liquidity policy which targets a minimum and average level of cash and cash equivalents to be maintained;
- have readily accessible standby facilities and other funding arrangements in place;
- have a liquidity portfolio structure that requires surplus funds to be invested within various bands of liquid instruments;
- monitor budget to actual performance on a regular basis; and
- set limits on borrowings relating to the percentage of loans to rate revenue and percentage of loan principal repayments to rate revenue.

The Council's maximum exposure to liquidity risk is the carrying amounts of financial liabilities as disclosed on the face of the balance sheet and the amounts related to financial guarantees disclosed in Note 8.1(c) and is deemed insignificant based on prior periods' data and current assessment of risk.

There has been no significant change in Council's exposure, or its objectives, policies and processes for managing liquidity risk or the methods used to measure this risk from the previous reporting period.

With the exception of borrowings, all financial liabilities are expected to be settled within normal terms of trade. Details of the maturity profile for borrowings are disclosed at Note 5.4.

Unless otherwise stated, the carrying amounts of financial instruments reflect their fair value.

(e) Sensitivity disclosure analysis

Taking into account past performance, future expectations, economic forecasts, and management's knowledge and experience of the financial markets, Council believes the following movements are 'reasonably possible' over the next 12 months:

- A parallel shift of + 1% and -1% in market interest rates (AUD) from year-end rates of 1.0%.

These movements will not have a material impact on the valuation of Council's financial assets and liabilities, nor will they have a material impact on the results of Council's operations.

8.4 Fair value measurement

Fair value hierarchy

Council's financial assets and liabilities are not valued in accordance with the fair value hierarchy, Council's financial assets and liabilities are measured at amortised cost.

Council measures certain assets and liabilities at fair value where required or permitted by Australian Accounting Standards. *AASB 13 Fair value measurement*, aims to improve consistency and reduce complexity by providing a definition of fair value and a single source of fair value measurement and disclosure requirements for use across Australian Accounting Standards.

AASB 13 defines fair value as the price that would be received to sell an asset or paid to transfer a liability in an orderly transaction between market participants at the measurement date. Fair value under *AASB 13* is an exit price regardless of whether that price is directly observable or estimated using another valuation technique.

All assets and liabilities for which fair value is measured or disclosed in the financial statements are categorised within a fair value hierarchy, described as follows, based on the lowest level input that is significant to the fair value measurement as a whole:

Level 1 — Quoted (unadjusted) market prices in active markets for identical assets or liabilities;

Level 2 — Valuation techniques for which the lowest level input that is significant to the fair value measurement is directly or indirectly observable; and

Level 3 — Valuation techniques for which the lowest level input that is significant to the fair value measurement is unobservable.

For the purpose of fair value disclosures, Council has determined classes of assets and liabilities on the basis of the nature, characteristics and risks of the asset or liability and the level of the fair value hierarchy as explained above.

In addition, Council determines whether transfers have occurred between levels in the hierarchy by re-assessing categorisation (based on the lowest level input that is significant to the fair value measurement as a whole) at the end of each reporting period.

Revaluation

Subsequent to the initial recognition of assets, non-current physical assets, other than plant and equipment, are measured at their fair value, being the price that would be received to sell an asset (or paid to transfer a liability) in an orderly transaction between market participants at the measurement date. At balance date, the Council reviewed the carrying value of the individual classes of assets measured at fair value to ensure that each asset materially approximated its fair value. Where the carrying value materially differed from the fair value at balance date, the class of asset was revalued.

Fair value valuations are determined in accordance with a valuation hierarchy. Changes to the valuation hierarchy will only occur if an external change in the restrictions or limitations of use of an asset result in changes to the permissible or practical highest and best use of the asset. In addition, Council undertakes a formal revaluation of land, buildings, and infrastructure assets on a regular basis ranging from one to three years. The valuation is performed either by experienced Council officers or independent experts.

Where the assets are revalued, the revaluation increments are credited directly to the asset revaluation reserve, except to the extent that an increment reverses a prior year decrement for that class of asset that had been recognised as an expense, in which case the increment is recognised as revenue up to the amount of the expense. Revaluation decrements are recognised as an expense, except where prior increments are included in the asset revaluation reserve for that class of asset, in which case the decrement is taken to the reserve to the extent of the remaining increments. Within the same class of assets, revaluation increments and decrements within the year are offset.

Impairment of assets

At each reporting date, the Council reviews the carrying value of its assets to determine whether there is any indication that these assets have been impaired. If such an indication exists, the recoverable amount of the asset, being the higher of the asset's fair value less costs of disposal and value in use, is compared to the assets carrying value. Any excess of the assets carrying value over its recoverable amount is expensed to the comprehensive income statement, unless the asset is carried at the revalued amount, in which case the impairment loss is recognised directly against the revaluation surplus in respect of the same class of asset to the extent that the impairment loss does not exceed the amount in the revaluation surplus for that same class of asset.

8.5 Events occurring after balance date

No matters have occurred after balance date that require disclosure in the financial report, except for noting that the COVID-19 pandemic is ongoing and it is not practicable to estimate the potential impact after the reporting date.

NOTE 9: OTHER MATTERS

9.1 Reserves

(a) Asset Revaluation Reserves

2019/20

Property

Land & land improvements	1,725	448	2,173
Buildings	16,835	(783)	16,052
	18,560	(335)	18,225

Infrastructure

Roads	48,329	(239)	48,090
Bridges	1,503	42	1,545
Footpaths and kerb and channel	3,453	(39)	3,414
Drainage	3,262	96	3,358
Recreational, leisure and community facilities	-	1,087	1,087
Waste management	-	(48)	(48)
Parks, open space and streetscapes	-	(250)	(250)
Aerodromes	340	43	383
Other infrastructure	312	(151)	161
	57,199	541	57,740

Total Asset Revaluation Reserves	75,759	206	75,965
---	---------------	------------	---------------

2018/19

Property

Land & land improvements	1,725	-	1,725
Buildings	16,835	-	16,835
	18,560	-	18,560

Infrastructure

Roads	53,446	(5,117)	48,329
Bridges	1,272	231	1,503
Footpaths and kerb and channel	3,750	(297)	3,453
Drainage	3,178	84	3,262
Aerodromes	744	(404)	340
Other infrastructure	285	27	312
	62,675	(5,476)	57,199

Total Asset Revaluation Reserves	81,235	(5,476)	75,759
---	---------------	----------------	---------------

(b) Other Reserves

2019/20

Aerodrome Maintenance	15	-	15
Total Other Reserves	15	-	15

2018/19

Aerodrome Maintenance	15	-	15
Total Other Reserves	15	-	15

9.2 Reconciliation of cash flows from operating activities to surplus/ (deficit)

Surplus/(deficit) for the year	2,671	6,019
Depreciation	5,458	4,896
Profit/(loss) on disposal of property, plant and equipment, infrastructure	952	(880)
Share of net profit/(loss) of associates	(31)	10
Bad and Doubtful Debts	9	14

Change in assets and liabilities:

(Increase)/decrease in trade and other receivables	801	(1,270)
(Increase)/decrease in other assets	(87)	(61)
(Increase)/decrease in trade and other payables	704	619
(Increase)/decrease in investments in associates	31	10
(Increase)/decrease in inventories	187	(138)
Increase/(decrease) in trust funds and deposits	(2)	(15)
Increase/(decrease) in provisions	95	(123)
Net Cash provided by/(used in) Operating Activities	10,780	9,081

9.3 Superannuation

Council makes all of its employer superannuation contributions in respect of its employees to the Local Authorities Superannuation Fund (the Fund). This Fund has two categories of membership, accumulation and defined benefit, each of which is funded differently. Obligations for contributions to the Fund are recognised as an expense in Comprehensive Operating Statement when they are made or due.

Accumulation

The Fund's accumulation categories, Vision MySuper/Vision Super Saver, receives both employer and employee contributions on a progressive basis. Employer contributions are normally based on a fixed percentage of employee earnings (for the year ended 30 June 2020, this was 9.5% as required under Superannuation Guarantee (SG) legislation).

Defined Benefit

Council does not use defined benefit accounting for its defined benefit obligations under the Fund's Defined Benefit category. This is because the Fund's Defined Benefit category is a pooled multi-employer sponsored plan.

There is no proportional split of the defined benefit liabilities, assets or costs between the participating employers as the defined benefit obligation is a floating obligation between the participating employers and the only time that the aggregate obligation is allocated to specific employers is when a call is made. As a result, the level of participation of Council in the Fund cannot be measured as a percentage compared with other participating employers. Therefore, the Fund Actuary is unable to allocate benefit liabilities, assets and costs between employers for the purposes of AASB 119.

Funding Arrangements

Council makes employer contributions to the Defined Benefit category of the Fund at rates determined by the Trustee on the advice of the Fund Actuary.

A triennial actuarial review is currently underway for the Defined Benefit category as at 30 June 2020 and is expected to be completed by 31 December 2020.

As at 30 June 2019, an interim actuarial investigation was held as the Fund provides lifetime pensions in the Defined Benefit category. The vested benefit index (VBI) of the Defined Benefit category of which Yarriambiack Shire Council is a contributing employer was 106.0%. The financial assumptions used to calculate the VBI's were:

Net investment returns	6.0% pa
Salary information	3.5% pa
Price inflation (CPI)	2.0% pa.

Vision Super has advised that the estimated VBI at 30 June 2020 was 104.6%.

The VBI is used as the primary funding indicator. Because the VBI was above 100%, the 30 June 2019 interim actuarial investigation determined the Defined Benefit category was in a satisfactory financial position and that no change was necessary to the Defined Benefit category's funding arrangements from prior years.

Employer Contributions

Regular Contributions

On the basis of the results of the 2017 interim actuarial investigation conducted by the Fund Actuary, Council makes employer contributions to the Fund's Defined Benefit category at rates determined by the Fund's Trustee. For the year ended 30 June 2020, this rate was 9.5% of members' salaries (9.5% in 2018/2019). This rate is expected to increase in line with any increases in the SG contribution rate and reviewed as part of the 30 June 2020 triennial valuation.

In addition, Council reimburses the Fund to cover the excess of the benefits paid as a consequence of retrenchment above the funded resignation or retirement benefit.

Funding Calls

If the Defined Benefit category is in an unsatisfactory financial position at an actuarial investigation, or the Defined Benefit category's VBI is below its shortfall limit at any time other than the date of the actuarial investigation, the Defined Benefit category has a shortfall for the purposes of SPS 160 and the Fund is required to put a plan in place so that the shortfall is fully funded within three years of the shortfall occurring. The Fund monitors its VBI on a quarterly basis and the Fund has set its shortfall limit at 97%.

In the event that the Fund Actuary determines that there is a shortfall based on the above requirement, the Fund's participating employers (including Yarriambiack Shire Council) are required to make an employer contribution to cover the shortfall.

Using the agreed methodology, the shortfall amount is apportioned between the participating employers based on the pre-1 July 1993 and post-30 June 1993 service liabilities of the Fund's Defined Benefit category, together with the employer's payroll at 30 June 1993 and at the date the shortfall has been calculated.

Due to the nature of the contractual obligations between the participating employers and the Fund and that, the Fund includes lifetime pensioners and their reversionary beneficiaries, it is unlikely that the Fund will be wound up.

If there is a surplus in the Fund, the surplus cannot be returned to the participating employers.

In the event that a participating employer is wound-up, the defined benefit obligations of that employer will be transferred to that employer's successor.

The 2019 interim actuarial investigation surplus amounts

An actuarial investigation is conducted annually for the Defined Benefit category of which Council is a contributing employer. Generally, a full actuarial investigation conducted every three years and interim actuarial investigations are conducted for each intervening year. An interim investigation was conducted as at 30 June 2019 and the last full actuarial investigation was conducted as at 30 June 2017.

The Fund's actuarial investigations identified the following for the Defined Benefit category of which Council is a contributing employer:

RATE	2020 \$M	2019 \$M
• A VBI surplus	\$131.9	\$131.9
• A total service liability surplus	\$218.3	\$218.3
• A discounted accrued benefits surplus	\$249.1	\$249.1

The VBI surplus means that the market value of the fund's assets supporting the defined benefit obligations exceed the vested benefits that the defined benefit members would have been entitled to if they had all exited on 30 June 2019.

The total service liability surplus means that the current value of the assets in the Fund's Defined Benefit category plus expected future contributions exceeds the value of expected future benefits and expenses as at 30 June 2020.

The discounted accrued benefit surplus means that the current value of the assets in the Fund's Defined Benefit category exceeds the value of benefits payable in the future but accrued in respect of service to 30 June 2020.

Council was notified of the 30 June 2020 VBI during August 2020 (2019: August 2019).

The 2020 triennial actuarial investigation

A triennial actuarial investigation is being conducted for the Fund's position as at 30 June 2020. It is anticipated that this actuarial investigation will be completed by 31 December 2020. The financial assumptions for the purposes of this investigation are:

	2020 TRIENNIAL INVESTIGATION	2017 TRIENNIAL INVESTIGATION
Net Investment return	5.6% pa	6.5% pa
Salary inflation	2.50% pa for the first two years and 2.75% pa thereafter	3.5% pa
Price inflation	2.0% pa	2.5% pa

Contributions by Council (excluding any unfunded liability payments) to the above superannuation plans for the financial year ended 30 June 2020 are detailed below:

SCHEME	TYPE OF SCHEME	RATE	2020 \$'000	2019 \$'000
Vision super	Defined benefit	9.50%	74	104
Vision super	Accumulated fund	9.50%	742	677

There were no contributions outstanding and no loans issued from or to the above schemes as at 30 June 2020.

NOTE 10: CHANGE IN ACCOUNTING POLICY

Council has adopted *AASB 15 Revenue from Contracts with Customers*, *AASB 16 Leases* and *AASB 1058 Income of Not-for-Profit Entities*, from 1 July 2019. This has resulted in changes in accounting policies and adjustments to the amounts recognised in the financial statements.

Due to the transition methods chosen by Council in applying these standards, comparative information throughout these financial statements has not been restated to reflect the requirements of the new standards except in relation to contracts that were not complete at 1 July 2019. The transition impact of these are detailed below.

a) AASB 15 Revenue from Contracts with Customers - Impact of Adoption

AASB 15 Revenue from Contracts with Customers applies to revenue transactions where Council provides services or goods under contractual arrangements.

Council adopted *AASB 15 Revenue from Contracts with Customers* using the modified (cumulative catch up) method. Revenue for 2019 as reported under *AASB 118 Revenue* is not adjusted, because the new standard is only applied from the date of initial application.

AASB 15 Revenue from Contracts with Customers requires revenue from contracts with customers to be recognised as Council satisfies the performance obligations under the contract.

b) AASB 16 Leases

AASB 16 Leases requires right of use assets and related liabilities for all lease agreements to be recognised on the balance sheet. The Statement of Comprehensive Income is to separately recognise the amortisation of the right of use asset, and the finance costs relating to the lease. Council has elected to adopt the modified (cumulative catch up) method under the standard and as such has not adjusted 2019 disclosures. The transition impact of these are detailed below.

c) AASB 1058 Income of Not-for-Profit Entities

AASB 1058 Income of Not-for-Profit Entities applies to income received where no contract is in place. This includes statutory charges (such as rates) as well as most grant agreements.

Council adopted *AASB 1058 Income of Not-for-Profit Entities* using the modified (cumulative catch up) method. Income for 2019 is not adjusted, because the new standard is only applied from the date of initial application.

AASB 1058 Income of Not-for-Profit Entities requires income to be recognised as Council satisfies the performance obligations under the contract.

d) Transition impacts

The following table summarises the impact of transition to the new standards on retained earnings at 1 July 2019.

	2019
	\$'000
Retained earnings at 30 June 2019	147,687
Revenue adjustment - impact of <i>AASB 15 Revenue from Contracts with Customers</i>	-
Income Adjustment - impact of <i>AASB 1058 Income of Not-for-Profit Entities</i>	-
Impact of change in accounting policy - <i>AASB 16 Leases</i>	-
Retained earnings at 1 July 2019	147,687

A photograph of two women sitting at a wooden table. The woman in the foreground is wearing a dark blazer and a blue lanyard with 'Yamalo-Nenets Autonomous Okrug' and a logo. She has her hair in a bun. The woman in the background is wearing glasses and a polka-dot top, also with a lanyard. A large white text overlay 'PERFORMANCE STATEMENT' is at the bottom. A vertical grey bar with the same text is on the left, with a red diagonal stripe above it. A map is on the wall in the background.

PERFORMANCE STATEMENT

PERFORMANCE STATEMENT

YARRIAMBIACK SHIRE COUNCIL PERFORMANCE STATEMENT FOR THE YEAR ENDED 30 JUNE 2020

DESCRIPTION OF THE MUNICIPALITY

Yarriambiack Shire Council is situated in the Grampians and Mildura & Murray Outback Regions and provides a link between Horsham in the south and Mildura in the northern end of that region. The Yarriambiack Creek is the main natural feature traversing the Shire. The area is also linked by road and rail systems that run in a north-south direction. The area has an almost ideal climate with a short winter and delightful autumn and spring. Summer temperatures can be hot, particularly in the north.

Yarriambiack Shire has an estimated residential population of 6,658 people. Warracknabeal is the main service centre of the area, with a catchment pattern that extends from the northern Wimmera to the Southern Mallee. It is complemented by Hopetoun in the north and Minyip, Murtoa and Rupanyup in the south, with 13 small towns spread throughout the Municipality.

The Shire is the heartland of grain production and handling in the Wimmera and Mallee. The dry-land farming area produces one quarter of Victoria's total production of wheat and barley and is noted for the production of lambs and wool.

Of the population, almost half the workforce is employed in agriculture. Many other residents depend indirectly on farming as they are employed in services used by the farming population. The population trends are remarkably similar to other areas across most of the Wimmera/Mallee.

SUSTAINABLE CAPACITY INDICATORS

For the year ended 30 June 2020

Indicator/measure	Results 2017	Results 2018	Results 2019	Results 2020	Material Variations
Population					
Expenses per head of municipal population <i>[Total expenses / Municipal population]</i>	\$ 3,460.24	\$ 3,297.32	\$ 3,107.69	\$ 3,661.46	Extra grant funding has enabled Council to spend more money providing services to the municipal population.
Infrastructure per head of municipal population <i>[Value of infrastructure / Municipal population]</i>	\$24,122.53	\$21,094.11	\$20,901.47	\$21,125.26	No material variation
Population density per length of road <i>[Municipal population / Kilometres of local roads]</i>	1.41	1.40	1.39	1.41	No material variation
Own-source revenue					
Own-source revenue per head of municipal population <i>[Own-source revenue / Municipal population]</i>	\$ 1,984.91	\$ 2,074.10	\$ 1,972.81	\$ 2,017.72	No material variation
Recurrent grants					
Recurrent grants per head of municipal population <i>[Recurrent grants / Municipal population]</i>	\$ 1,858.46	\$ 1,357.56	\$ 1,320.07	\$ 1,477.77	Council has received half of the 2020/21 Grants Commission allocation prior to the end of June 2020.
Disadvantage					
Relative Socio-Economic Disadvantage <i>[Index of Relative Socio-Economic Disadvantage by]</i>	2.00	1.00	1.00	1.00	No material variation
Workforce turnover					
Percentage of staff turnover <i>[Number of permanent staff resignations and terminations / Average number of permanent staff for the financial year] x100</i>	13.8%	8.7%	9.0%	10.9%	There has been a slight increase in the number of staff resignations during the 2019/20 year. Due to the small number of staff employed by Council, staff turnover statistics are sensitive to resignations.

DEFINITIONS

“adjusted underlying revenue” means total income other than:

- (a) non-recurrent grants used to fund capital expenditure; and
- (b) non-monetary asset contributions; and
- (c) contributions to fund capital expenditure from sources other than those referred to above

“infrastructure” means non-current property, plant and equipment excluding land

“local road” means a sealed or unsealed road for which the Council is the responsible road authority under the Road Management Act 2004

“population” means the resident population estimated by Council

“own-source revenue” means adjusted underlying revenue other than revenue that is not under the control of Council (including government grants)

“relative socio-economic disadvantage”, in relation to a municipality, means the relative socio-economic disadvantage, expressed as a decile for the relevant financial year, of the area in which the municipality is located according to the Index of Relative Socio-Economic Disadvantage

“SEIFA” means the Socio-Economic Indexes for Areas published from time to time by the Australian Bureau of Statistics on its Internet website

“unrestricted cash” means all cash and cash equivalents other than restricted cash

SERVICE PERFORMANCE INDICATORS

For the year ended 30 June 2020

Service/Indicator/measure	Results 2017	Results 2018	Results 2019	Results 2020	Material Variations
Aquatic Facilities Utilisation Utilisation of aquatic facilities <i>[Number of visits to aquatic facilities / Municipal population]</i>	0.51	0.48	0.51	0.35	Number of visitors to the Hopetoun swimming pool is down 1030 compared to 2019/20.
Animal Management Health and safety Animal management prosecutions <i>[Number of successful animal management prosecutions]</i>	New in 2020	New in 2020	New in 2020	0%	No animal prosecutions occurred during the 2019/20 financial year. This indicator replaces indicator AM4.
Food Safety Health and safety Critical and major non-compliance outcome notifications <i>[Number of critical non-compliance outcome notifications and major non-compliance notifications about a food premises followed up / Number of critical non-compliance outcome notifications and major non-compliance notifications about a food premises] x100</i>	100.00%	100.00%	100.00%	100.00%	Council issued 1 critical non-compliance notification during 2019/20.
Governance Satisfaction Satisfaction with Council decisions <i>[Community satisfaction rating out of 100 with how Council has performed in making decisions in the interest of the community]</i>	61.00	61.00	63.00	58.00	Based on the Customer Satisfaction Survey completed in the 2019/20 financial year.
Libraries Participation Active library borrowers in municipality <i>[Number of active library borrowers in the last three years / The sum of the population for the last three years] x100</i>	10.49%	9.34%	8.92%	9.61%	No material variation
Maternal and Child Health (MCH) Participation Participation in the MCH service <i>[Number of children who attend the MCH service at least once (in the year) / Number of children enrolled in the MCH service] x100</i>	88.62%	75.26%	93.35%	90.08%	Council continues to have a high participation rate in the MCH service.
Participation Participation in the MCH service by Aboriginal children <i>[Number of Aboriginal children who attend the MCH service at least once (in the year) / Number of Aboriginal children enrolled in the MCH service] x100</i>	66.67%	100.00%	100.00%	93.75%	No material variation

SERVICE PERFORMANCE INDICATORS

For the year ended 30 June 2020

Service/Indicator/measure	Results 2017	Results 2018	Results 2019	Results 2020	Material Variations
Roads Satisfaction Satisfaction with sealed local roads <i>[Community satisfaction rating out of 100 with how Council has performed on the condition of sealed local roads]</i>	38.00	38.00	42.00	40.00	Based on the Customer Satisfaction Survey completed in the 2019/20 financial year.
Statutory Planning Decision making Council planning decisions upheld at VCAT <i>[Number of VCAT decisions that did not set aside Council's decision in relation to a planning application / Number of VCAT decisions in relation to planning applications] x100</i>	0.00%	0.00%	0.00%	0.00%	No planning applications were sent to VCAT during the 2019/20 financial year.
Waste Collection Waste diversion Kerbside collection waste diverted from landfill <i>[Weight of recyclables and green organics collected from kerbside bins / Weight of garbage, recyclables and green organics collected from kerbside bins] x100</i>	23.44%	25.31%	24.78%	2.18%	Due to the recycling crisis in Victoria caused by China's refusal to accept waste from Australia and an inadequate local recycling industry, Council was forced to send recyclable waste to the Doon landfill for 10 months of the financial year. This situation has now been resolved with recyclables being diverted from landfill since May 2020.

DEFINITIONS

"Aboriginal child" means a child who is an Aboriginal person

"Aboriginal person" has the same meaning as in the Aboriginal Heritage Act 2006

"active library member" means a member of a library who has borrowed a book from the library

"annual report" means an annual report prepared by a Council under Sections 131, 132 and 133 of the Act

"CALD" means culturally and linguistically diverse and refers to persons born outside Australia in a country whose national language is not English

"class 1 food premises" means food premises, within the meaning of the Food Act 1984, that have been declared as class 1 food premises under Section 19C of that Act "class 2 food premises" means food premises, within the meaning of the Food Act 1984, that have been declared as class 2 food premises under Section 19C of that Act

"critical non-compliance outcome notification" means a notification received by Council under Section 19N(3) or (4) of the Food Act 1984, or advice given to Council by an authorised officer under that Act, of a deficiency that poses an immediate serious threat to public health

"food premises" has the same meaning as in the Food Act 1984

"local road" means a sealed or unsealed road for which the Council is the responsible road authority under the Road Management Act 2004

"major non-compliance outcome notification" means a notification received by a Council under Section 19N(3) or (4) of the Food Act 1984, or advice given to Council by an authorised officer under that Act, of a deficiency that does not pose an immediate serious threat to public health but may do so if no remedial action is taken

"MCH" means the Maternal and Child Health Service provided by a Council to support the health and development of children within the municipality from birth until school age

"population" means the resident population estimated by Council

"WorkSafe reportable aquatic facility safety incident" means an incident relating to a Council aquatic facility that is required to be notified to the Victorian WorkCover Authority under Part 5 of the Occupational Health and Safety Act 2004

FINANCIAL PERFORMANCE INDICATORS

For the year ended 30 June 2020

Dimensions/Indicator/measure	Results 2017	Results 2018	Results 2019	Results 2020	2021	Forecasts 2022 2023 2024			Material Variations
Efficiency									
Expenditure level									
Expenses per property assessment <i>[Total expenses / Number of property assessments]</i>	\$3,275.86	\$3,143.29	\$2,955.86	\$3,502.59	\$3,528.74	\$3,320.55	\$3,412.21	\$3,507.18	Expenses per property assessment have increased due to the increase in grants received for community projects.
Revenue level									
Average rate per property assessment <i>[General rates and Municipal charges / Number of property assessments]</i>	New in 2020	New in 2020	New in 2020	\$1,634.34	\$1,661.64	\$1,687.61	\$1,721.55	\$1,756.00	This indicator replaces indicator E1,
Liquidity									
Working capital									
Current assets compared to current liabilities <i>[Current assets / Current liabilities] x100</i>	159.21%	176.23%	265.80%	223.14%	179.47%	149.71%	115.95%	85.22%	Council has had an increase in current liabilities due to higher trade payables, increase in provision for landfill and due to the changes to the accounting treatment of leases (AASB 16 Leases).
Unrestricted cash									
Unrestricted cash compared to current liabilities <i>[Unrestricted cash / Current liabilities] x100</i>	101.09%	118.17%	145.37%	154.69%	85.53%	66.87%	41.85%	18.29%	No material variation
Obligations									
Loans and borrowings									
Loans and borrowings compared to rates <i>[Interest bearing loans and borrowings / Rate revenue] x100</i>	3.10%	1.02%	0.81%	0.63%	0.45%	0.12%	0.00%	0.00%	Loan for Street Sweeper has been reduced with \$21,000 paid off per year.
Loans and borrowings repayments compared to rates <i>[Interest and principal repayments on interest bearing loans and borrowings / Rate revenue] x100</i>	2.02%	1.30%	0.17%	0.17%	0.63%	0.64%	0.60%	0.49%	No material variation

FINANCIAL PERFORMANCE INDICATORS

For the year ended 30 June 2020

Dimensions/Indicator/measure	Results 2017	Results 2018	Results 2019	Results 2020	2021	Forecasts 2022 2023		2024	Material Variations
Indebtedness Non-current liabilities compared to own source revenue <i>[Non-current liabilities / Own source revenue] x100</i>	4.47%	4.08%	4.72%	9.61%	4.27%	4.15%	4.04%	4.03%	Council's non current liabilities has increased by \$595,000 due to the changes to the accounting treatment of leases (AASB 16 Leases).
Asset renewal and upgrade Asset renewal and upgrade compared to depreciation <i>[Asset renewal and asset upgrade expense / Asset depreciation] x100</i>	New in 2020	New in 2020	New in 2020	165.82%	147.53%	112.17%	111.07%	110.01%	Council has received funding from Fixing Country Roads and extra Roads to Recovery funding which is enabling asset renewal. Council continues to prioritise asset renewal. This indicator replaces indicator O1.
Operating position Adjusted underlying result Adjusted underlying surplus (or deficit) <i>[Adjusted underlying surplus (deficit) / Adjusted underlying revenue] x100</i>	9.97%	7.31%	10.90%	4.15%	2.46%	(0.36%)	(2.10%)	(3.01%)	The surplus is significantly lower than previous year mostly due to increased materials and services expenses as well as employee costs and the timing of the Fixing Country Roads Grant of \$617,000 which was received at the end of the 2018/19 financial year and expended in the 2019/20 year. Council does not budget for future capital grants unless they are recurrent.
Stability Rates concentration Rates compared to adjusted underlying revenue <i>[Rate revenue / Adjusted underlying revenue] x100</i>	45.72%	50.05%	52.78%	49.57%	51.08%	56.75%	57.31%	57.37%	No material variation
Rates effort Rates compared to property values <i>[Rate revenue / Capital improved value of rateable properties in the municipality] x100</i>	0.62%	0.63%	0.57%	0.49%	0.47%	0.48%	0.49%	0.49%	Rate revenue has increased but the capital improved value of the rateable properties has increased significantly due to increasing property values.

RETIRED INDICATORS

For the year ended 30 June 2020

<i>Services/Indicator/measure</i>	<i>Results 2017</i>	<i>Results 2018</i>	<i>Results 2019</i>	<i>Results 2020</i>	<i>Forecasts</i>				<i>Material Variations</i>
					<i>2021</i>	<i>2022</i>	<i>2023</i>	<i>2024</i>	
Animal Management									
Animal Management									
Animal management prosecutions <i>[Number of successful animal management prosecutions]</i>	0.00	0.00	0.00	Retired in 2020	Retired in 2020	Retired in 2020	Retired in 2020	Retired in 2020	This indicator has been replaced by animal management prosecutions
Obligations									
Asset renewal									
Asset renewal compared to depreciation <i>[Asset renewal expense/Asset depreciation] x100</i>	89.00%	108.00%	141.00%	Retired in 2020	Retired in 2020	Retired in 2020	Retired in 2020	Retired in 2020	This indicator has been replaced by asset renewal and upgrade compared to depreciation
Efficiency									
Revenue level									
Average residential rate per residential property assessment <i>[Residential rate revenue/Number of residential property assessments]</i>	\$ 757.00	\$ 680.00	\$ 701.00	Retired in 2020	Retired in 2020	Retired in 2020	Retired in 2020	Retired in 2020	This indicator has been replaced by average rate per property assessments

DEFINITIONS

“adjusted underlying revenue” means total income other than:

- (a) non-recurrent grants used to fund capital expenditure; and
- (b) non-monetary asset contributions; and
- (c) contributions to fund capital expenditure from sources other than those referred to above

“adjusted underlying surplus (or deficit)” means adjusted underlying revenue less total expenditure

“asset renewal expenditure” means expenditure on an existing asset or on replacing an existing asset that returns the service capability of the asset to its original capability

“current assets” has the same meaning as in the AAS

“current liabilities” has the same meaning as in the AAS

“non-current assets” means all assets other than current assets

“non-current liabilities” means all liabilities other than current liabilities

“non-recurrent grant” means a grant obtained on the condition that it be expended in a specified manner and is not expected to be received again during the period covered by a Council’s Strategic Resource Plan

“own-source revenue” means adjusted underlying revenue other than revenue that is not under the control of Council (including government grants)

“population” means the resident population estimated by Council

“rate revenue” means revenue from general rates, municipal charges, service rates and service charges

“recurrent grant” means a grant other than a non-recurrent grant

“residential rates” means revenue from general rates, municipal charges, service rates and service charges levied on residential properties

“restricted cash” means cash and cash equivalents, within the meaning of the AAS, that are not available for use other than for a purpose for which it is restricted and includes cash to be used to fund capital works expenditure from the previous financial year

“unrestricted cash” means all cash and cash equivalents other than restricted cash

BASIS OF PREPARATION

Council is required to prepare and include a performance statement within its Annual Report. The performance statement includes the results of the prescribed sustainable capacity, service performance and financial performance indicators and measures, together with a description of the municipal district and an explanation of material variations in the results. This statement has been prepared to meet the requirements of the *Local Government Act 1989* and *Local Government (Planning and Reporting) Regulations 2014*.

Where applicable, the results in the performance statement have been prepared on accounting basis consistent with those reported in the Financial Statements. The other results are based on information drawn from Council information systems or from third parties (e.g. Australian Bureau of Statistics).

The performance statement presents the actual results for the current year and for the prescribed financial performance indicators and measures, the results forecast by the Council's Strategic Resource Plan. *The Local Government (Planning and Reporting) Regulations 2014* requires explanation of any material variations in the results contained in the performance statement. Council has adopted materiality thresholds relevant to each indicator and measure and explanations have not been provided for variations below the materiality thresholds unless the variance is considered to be material because of its nature.

The forecast figures included in the performance statement are those adopted by Council in its Strategic Resource Plan on 26 June 2019 and which forms part of the Council Plan. The Strategic Resource Plan includes estimates based on key assumptions about the future that were relevant at the time of adoption and aimed at achieving sustainability over the long term. Detailed information on the actual financial results is contained in the General Purpose Financial Statements. The Strategic Resource Plan can be obtained by contacting Council.

PERFORMANCE STATEMENT

CERTIFICATION OF THE PERFORMANCE STATEMENT

In my opinion, the accompanying performance statement has been prepared in accordance with the Local Government Act 1989, the Local Government (Planning and Reporting) Regulations 2014.



ANITA J McFARLANE

Corporate Services Manager

Date: 21 October 2020

In our opinion, the accompanying performance statement of the Yarriambiack Shire Council for the year ended 30 June 2020 presents fairly the results of Council's performance in accordance with the Local Government Act 1989 and the *Local Government (Planning and Reporting) Regulations 2014*.

The performance statement contains the relevant performance indicators, measures and results in relation to service performance, financial performance and sustainable capacity.

At the date of signing, we are not aware of any circumstances that would render any particulars in the performance statement to be misleading or inaccurate.

We have been authorised by the Council and by the *Local Government (Planning and Reporting) Regulations 2014* to certify this performance statement in its final form.



JEAN M WISE

Councillor

Date: 21 October 2020



KYLIE L ZANKER

Councillor

Date: 21 October 2020



JESSIE HOLMES

Chief Executive Officer

Date: 21 October 2020

Independent Auditor's Report

To the Councillors of Yarriambiack Shire Council

Opinion	<p>I have audited the accompanying performance statement of Yarriambiack Shire Council (the council) which comprises the:</p> <ul style="list-style-type: none"> • description of municipality for the year ended 30 June 2020 • sustainable capacity indicators for the year ended 30 June 2020 • service performance indicators for the year ended 30 June 2020 • financial performance indicators for the year ended 30 June 2020 • notes to the performance statement and • the certification of the performance statement. <p>In my opinion, the performance statement presents fairly, in all material respects, the performance of the council for the year ended 30 June 2020 in accordance with the performance reporting requirements of Part 6 of the <i>Local Government Act 1989</i>.</p>
Basis for Opinion	<p>I have conducted my audit in accordance with the <i>Audit Act 1994</i> which incorporates the Australian Standards on Assurance Engagements. I further describe my responsibilities under that Act and those standards in the <i>Auditor's Responsibilities for the Audit of the performance statement</i> section of my report.</p> <p>My independence is established by the <i>Constitution Act 1975</i>. I and my staff are independent of the council in accordance with the ethical requirements of the Accounting Professional and Ethical Standards Board's APES 110 <i>Code of Ethics for Professional Accountants</i> (the Code) that are relevant to my audit of the performance statement in Victoria and have also fulfilled our other ethical responsibilities in accordance with the Code.</p> <p>I believe that the audit evidence I have obtained is sufficient and appropriate to provide a basis for my opinion.</p>
Councillors' responsibilities for the performance statement	<p>The Councillors is responsible for the preparation and fair presentation of the performance statement in accordance with the performance reporting requirements of the <i>Local Government Act 1989</i> and for such internal control as the Councillors determines is necessary to enable the preparation and fair presentation of the statement of performance that is free from material misstatement, whether due to fraud or error.</p>
Auditor's responsibilities for the audit of the performance statement	<p>As required by the <i>Audit Act 1994</i>, my responsibility is to express an opinion on the performance statement based on the audit. My objectives for the audit are to obtain reasonable assurance about whether the performance statement as a whole is free from material misstatement, whether due to fraud or error, and to issue an auditor's report that includes my opinion. Reasonable assurance is a high level of assurance but is not a guarantee that an audit conducted in accordance with the Australian Standards on Assurance</p>

Engagements will always detect a material misstatement when it exists. Misstatements can arise from fraud or error and are considered material if, individually or in the aggregate, they could reasonably be expected to influence the decisions of users taken on the basis of this performance statement.

As part of an audit in accordance with the Australian Standards on Assurance Engagements, I exercise professional judgement and maintain professional scepticism throughout the audit. I also:

- identify and assess the risks of material misstatement of performance statement, whether due to fraud or error, design and perform audit procedures responsive to those risks, and obtain audit evidence that is sufficient and appropriate to provide a basis for my opinion. The risk of not detecting a material misstatement resulting from fraud is higher than for one resulting from error, as fraud may involve collusion, forgery, intentional omissions, misrepresentations, or the override of internal control.
- obtain an understanding of internal control relevant to the audit in order to design audit procedures that are appropriate in the circumstances, but not for the purpose of expressing an opinion on the effectiveness of the council's internal control
- evaluate the overall presentation, structure and content of the performance statement, including the disclosures, and whether performance statement represents the underlying events and results in a manner that achieves fair presentation.

I communicate with the Councillors regarding, among other matters, the planned scope and timing of the audit and significant audit findings, including any significant deficiencies in internal control that I identify during my audit.

MELBOURNE
30 October 2020



Sanchu Chummar

as delegate for the Auditor-General of Victoria



WOOMELANG SILO ART

CONTACT COUNCIL

MAIN OFFICE – WARRACKNABEAL

34 Lyle Street, Warracknabeal Vic 3393

T (03) 5398 0100

F (03) 5398 2502

Office Monday to Friday

hours: 8.30am – 5pm

HOPETOUN OFFICE

Gateway Beet

75 Lascelles Street,

Hopetoun Vic 3396

T (03) 5083 3001

F (03) 5083 3309

Office Monday to Friday

hours: 9am – 4pm

Postal address for all correspondence:

PO Box 243

Warracknabeal Vic 3393

E info@yarriambiack.vic.gov.au

W www.yarriambiack.vic.gov.au

www.facebook.com/yarriambiack

www.twitter.com/yarriambiackshire



Yarriambiack
SHIRE COUNCIL

Director of Assets and Operations - Mick Evans

Operations Responsibilities	Assets Responsibilities	Development Services Responsibilities
Town Maintenance Capital Works & Maintenance Programs-Roads, footpaths, kerb & Channel, Bridges & Culverts Parks & Gardens Gravel Pits Plant & equipment	Aerodromes Technical Services Asset Engineer Asset Inspectors Waste Services GIS Caravan Parks	Planning Building Projects Sustainability

12.4 Capital Works Program 2019/2020 (November) - Prepared by Joel Turner
RECOMMENDATION:

That the Capital Works Report as at November 2020 be received.

Attachment: Capital Works Program 2019/2020 November

CWP 2020/21 November Report - Prepared by Joel Turner

Work Type	Job No.	Road Name	Length	Start to End	Reference Point	Construction date & Comments	Cost
Southern Gravel Resheets	1	Ratray Rd	900	00-900	00 at Stawell W'beal Rd	Dec	\$27,000.00
	2	Ailsa Wheat Rd	110	9750-9860	00 at Dimboola Minyip Rd	Feb/Mar	\$3,300.00
	3	Mellis Rd	5720	1000-6720	00 at Stawell W'beal Rd	Feb/Mar	\$171,600.00
	4	Mellis Rd	5060	11670-16730	00 at Stawell W'beal Rd	Feb/Mar	\$151,800.00
	5	Daveys rd	2600	3800-6400	00 at Donald Murtoa Road	Nov/Dec	\$78,000.00
	6	Longerenong Warracknabeal Rd	1700	13610-17000	00 at Wimmera Highway (between Horsham Minyip Rd - Daveys Rd)	Nov/Dec	\$51,000.00
	7	Wards Road	1770	00-1770	00 at Blue Ribbon Road - Fitzgerald Road	Oct/Nov (complete)	\$53,100.00
	8	Carron Rd	2630	8850-11480	00 Rupanyup Road	Jan/Feb	\$78,900.00
	9	Drillers Rd	970	00-970	00 at Yarriambiack Creek - Longerenong W'beal Road	Oct/Nov (complete)	\$29,100.00
	10	Nitschke Rd	1000	2630-3630	00 at Mellis Road	Mar/Apr	\$30,000.00
	11	Moloneys Rd	1040	17780-18820	00 at Borung Highway	May/June	\$31,200.00
	12	Wynne Rd	1200	1400-2620	00 at Schaches Road - Banyena Pimpinio Road	Oct/Nov (complete)	\$36,000.00
	15	Albrechts Rd	1280	00-1280	00 at Dimboola Minyip Rd	Jan/Feb	\$38,400.00
	14	Kewell School Rd	1880	5820-7700	00 at Donald Murtoa Road	Nov/Dec	\$56,400.00
			27860				\$835,800.00
Northern Gravel Resheets	1	Erhardts Rd	530	0-530	00 at Birchip Rainbow Rd	Apr/May	\$15,900.00
	2	Guleys Road	3490	00-3490	00 at Golf Hill Rd	Nov/Dec (complete)	\$104,700.00
	3	Kinkora Rd	1290	6030-7320	00 at Windy Ridge Rd	Aug/Sep (complete)	\$38,700.00

	4	Lascelles North Rd	1250	13280-14530	00 at Sea Lake Lascelles Rd	Jan/Feb	\$37,500.00
	5	Lascelles St (Rosebery)	180	300-480	00 at Oehm Street	July (complete)	\$5,400.00
	6	Maidavale Rd	480	0-480	00 at Henty Hwy	Aug/Sep (complete)	\$14,400.00
	7	Martins Road	1034	8936-9970	00 at Bangerang Rd	Feb/Mar	\$31,020.00
	8	McFarlanes Rd	1490	3700-5190	00 at Henty Hwy	Apr/May	\$44,700.00
	9	Roberts Rd 2	2000	1500-3500	00 at Sunraysia Hwy	Oct/Nov (complete)	\$60,000.00
	10	Rosebery East Rd	1455	11345-12800	00 at Henty Hwy	Aug/Sep	\$43,650.00
	11	Two Mile Rd	1020	4800-5820	00 at Henty Hwy	Jan/Feb	\$30,600.00
	12	Wardles Road East	1350	0-1350	00 at Sheep Hills Bangerang	Feb/Mar	\$40,500.00
	13	Frankel Rd	1340	0-1340	00 at Old walpeup Rd	Mar/Apr	\$40,200.00
	14	Golf Hill Rd	390	7180-7570	00 at Henty Hwy	July (complete)	\$11,700.00
	15	Golf Hill Rd	1730	9320-11050	00 at Henty Hwy	July (complete)	\$51,900.00
	16	Lascelles East Rd	1000	9600-10600	00 at Sea Lake Lascelles Rd	Jan/Feb	\$30,000.00
	17	Hewitts Rd	1850	00-1850	00 at W'beal Birchip Road	Nov/Dec	\$55,500.00
	18	King Rd	2780	1240-4020	00 Geodetic Road	Oct/Nov	\$83,400.00
	19	Hancock Rd	200	00-200	00 at Geodetic Road	Oct/Nov	\$6,000.00
	20	Walders Road	1950	00-1950	00 at Watchem Warracknabeal Road -	Feb/Mar	\$58,500.00
	21	Smiths Rd	2000	0-2000	00 at Elliot Rd	Mar/Apr	\$60,000.00
	22	McPhersons Rd	2030	10340-12370	00 at Henty Hwy	Feb/Mar	\$60,900.00
			30839				\$925,170.00
			58699			TOTAL	\$1,760,970.00

Hotmix	1	Golf Links Rd	50	Entrance from Henty hwy, hot mix upto railway line	Road ripped to pieces hot mix overlay will correct damage permanently	Jan/Feb	\$14,700.00
	2	Hopetoun West, Hopetoun Yaapect Intersection	50		Road intesection awkward to rehabilitate using council plant. Conditions requires rehabilitation hot mix will rectify. Contains many underground services.	Jan/Feb	\$14,700.00
	3	Hopetoun Yaapect-Yaapect Kenmare Intersction	50		Road intesection awkward to rehabilitate using council plant. Conditionsreq uires rehabilitation hot mix will rectify.	Jan/Feb	\$14,700.00
	5	Warracknabeal Sheephills/Sheephills Bangerang Intersection	80		Road intesection awkward to rehabilitate using council plant. Condition requires rehabilitation, hot mix will rectify.	Jan/Feb	\$16,800.00
	6	R Learmonth Rd	360	2 Wimpak drives 30X6.4 each.	Road ripped to pieces hot mix overlay will correct damage permanently	Jan/Feb	\$15,120.00

	7	Glenorchy Rd- Warranooke Rd Intersection	50			Jan/Feb	\$16,800.00
	8	Simson Street	40	either side, centre of each driveway	Road awkward to rehabilitate using council plant. Condition requires rehabilitation, hot mix will rectify.	Jan/Feb	\$6,720.00
			680	0	0		\$99,540.00
Shoulder Resheet	1	Minyip Dimboola Rd	1440	12770-14210	00 at Stawell W'beal Road	Aug/Sep (complete)	\$57,600.00
	2	Minyip Banyena Road	2215	00-2215	00 at Stawell W'beal Road	Oct/Nov (complete)	\$88,600.00
	3	Boolite Sheep Hills Road	1463	11267-12730	00 at Sheep Hills Minyip	Aug/Sep (complete)	\$58,520.00
	5	Blue Ribbon Road	2800	5450-8250	00 at Borung Highway	Aug/Sep (complete)	\$112,000.00
	6	Banyena Pimpinio Road	800	27400-28200	East of Railway Line, 00 at Banyena Silo Rd	Sep/Oct (50%)	\$32,000.00
	7	Sea Lake Lascelles Road	3040	10124-11264 15100-18300	East of Gama- Sea-Lake Rd	Nov/Dec	\$121,600.00
	8	Centre Hill Road	1500	4840-6440	North from current resheet 00 at Hopetoun Sea Lake	Nov/Dec	\$60,000.00
	9	Ailsa Road	2010	9130-11140	00 at Borung Highway	July (complete)	\$80,400.00
	10	Aubrey Road	1690	1530-3220	00 at Jeparit Warracknabe al Road	Aug (complete)	\$67,600.00
	11	Aubrey Road	2515	11650-14165	00 at Jeparit Warracknabe al Road	Aug/Sep (complete)	\$100,600.00
	12	Blue Ribbon Road	1620	0-1620	00 at Borung Highway	July (complete)	\$64,800.00

	13	Blue Ribbon Road	2410	5450-7860	00 at Borung Highway	Aug/Sep (complete)	\$96,400.00
	14	Gama Sea Lake Road	1425	3690-5115	00 at Sunraysia Highway	Nov/Dec	\$57,000.00
	15	Minyip Banyena Road	1080	2215-3295	00 at Stawell W'beal Road	July (complete)	\$43,200.00
	16	Minyip Rich Avon Road	994	14286-15280	00 at Stawell W'beal Road	July (complete)	\$39,760.00
			27002				\$1,080,080.00
Rural Rehab	Apr/May	Minyip Banyena Rd	2000	3295+580- new segment (last rehab towards Minyip)	00 at Stawell W'beal Road	Widening seal, road meets AADT requirements for a 6.6m seal and road condition requires rehabilitation.	\$396,000.00
	Jan/Feb	Rosebery Rainbow Rd	740	7650-8390	Link Road East of intersection is poor, 00 at Henty Hwy	Widening seal, road seal width currently at a dangerous width of 5.5m and needs to be widened. Also road condition requires rehabilitation.	\$88,800.00
	Mar/Apr	Gama Sea Lake Rd	1680	8520-10200	00 at Sunraysia Highway	Removed 300m, adding to next years section of Gama Sea Lake rd	\$201,600.00
	Oct/Nov (50%)	Banyena Pimpinio Rd	869	24380-25249	00 at Banyena Silo Road	Widening seal, road meets AADT requirements for a 6.6m seal and road condition requires rehabilitation.	\$172,062.00

	Jan/Feb	Sea Lake Lascelles Rd	2000	11264-13264	00 at Sunraysia Hwy	Widening seal, road meets AADT requirements for a 6.6m seal and road condition requires rehabilitation.	\$396,000.00
	Jan/Feb	Glenorchy Rd	1810	3520-5330	00 at Wimmera Hwy	Widening seal, road meets AADT requirements for a 6.6m seal and road condition requires rehabilitation.	\$358,380.00
	Nov/Dec	Hopetoun Yaapeet Rd	2000	16385-18385	Pytsner eys rd is mid point of section. Near webbys farm, after the fire shed (16385)	Widening seal, road meets AADT requirements for a 6.6m seal and road condition requires rehabilitation.	\$396,000.00
			208701 1.4				2008842
Urban Rehab	1	Morris Street	200	Mills St - Church St		Aug/Sep (complete)	\$55,440.00
	2	Mill Street	700	Change (end of seal) - Stawell W'beal Rd		Oct/Nov (75%)	\$194,040.00
	3	Cemetery Rd	100		Car park in front of cemetery North side (in between two cemetery entrance)	Sep/Oct	\$22,500.00
	4	R Learmonth Rd	270			Aug/Sep	\$80,190.00
			1270				\$352,170.00

Footpath	1	Dogshun st from Lascelles st to school and up to school, crossing landing on school side	200		Footpht leading to school and hospital made from old asphalt with large cracks needs replacing. Footpath hierarchy needs checking to ensure path is a high category.	Aug/Sep (complete)	\$42,600.00
	2	Munro St, Murtoa Hamilton street to school	350		Footpath leading to both schools, made of of asphalt large cracks and dangerous needs replacing. Footpath hierarchy needs checking to ensure path is a high category.	Oct/Nov (complete)	\$74,550.00
			550				\$117,150.00
Bridge	1	Minyip Banyena Rd Box Culverts	3.6m x 9m	5.5km from Stawell W'beal Road	00 at Stawell W'beal Road	Widening bridge to meet Australian Standards as it has deteriorated and requires urgent repair. Speed has been reduced.	\$50,000.00
			0				\$50,000.00
Reseal	1	Nandaly Tempy Rd	1610	0-1610	00 at Sunraysia Hwy	Nov/Dec (complete)	\$43,470.00
	2	Glenorchy Rd	579	5330-5909	00 at Wimmera Hwy	Nov/Dec	\$32,134.50
	3	Banyena Pimpinio Rd	1358	26834-28192	00 at Banyena Silo Road	Nov/Dec	\$101,850.00

	4	Dyer St	234	443-677	McIntosh Ave-Sweetman St	Nov/Dec	\$15,795.00
	5	Dyer St	304	1250-1554	Change - Wimmera Hwy	Nov/Dec	\$15,504.00
	6	Boolite Sheephills Rd	2380	3310-5690	00 at Sheep Hills Minyip	Nov/Dec	\$66,045.00
	7	Duncan St	344	424-768	Breen Street-Comyn Street	Nov/Dec	\$21,328.00
	8	Friend St	200	00-200	Lake Street - Lloyd Street	Nov/Dec	\$12,750.00
	9	Webb St	193	35-228	Munro Street - Change	Nov/Dec	\$14,909.25
	10	Taylor St	107	406-513	Walter Street - North end	Nov/Dec	\$8,025.00
	11	Thomas St	524	00-524	Gardiner St - Franklin St	Nov/Dec	\$21,615.00
	12	Devereux St	242	357-599	Lyle to Woolcock	Nov/Dec	\$39,204.00
	13	Milbourne St	132	129-261	Jamouneau St - Scott St	Nov/Dec	\$5,445.00
	14	Gardiner St	231	00- 231	Anderson St-Scott St	Nov/Dec	\$19,057.50
	15	Minyip Rich Avon Rd	285	15610-15895	00 at Stawell Warracknabeal	Nov/Dec (complete)	\$7,908.75
	16	Turriff West Rd	520	00-520	00 at Sunraysia Highway	Nov/Dec (complete)	\$21,450.00
	17	Horsham Lubeck Rd	1410	12330-13740	00 at Stawell W'beal Rd	Nov/Dec	\$69,795.00
	18	Rupanyup Road	1800	Hepworth Road and Kent Road	00 at Donald Murtoa Rd	Nov/Dec	\$83,700.00
	20	Soldiers Ave	160	495-655	Change - Comyn Street	Nov/Dec	\$12,000.00
	21	Walter Str	81	200-281	Cromie St - Stewart St	Nov/Dec	\$3,341.25
	22	Gibson Str	938	00-938	Start to End	Nov/Dec	\$61,556.25
	23	Wood St	141	243-384	Dyer St - Cromie St	Nov/Dec	\$5,816.25
	24	Simpson Ave	212	0-212	Dyer St - Ron Lingham Drive	Nov/Dec	\$12,402.00
	25	Molyneaux St	288	00-288	Gardiner St - Arnold St	Nov/Dec	\$11,880.00
	26	McLean St	178	00-178	Start (Creek Side) - Hudgson St	Nov/Dec	\$9,211.50
	27	South St	125	00-125		Nov/Dec	\$6,375.00
	28	Boree St	187	0-187	Wychunga st - Quandong St	Nov/Dec (complete)	\$7,713.75

	29	Toole St	161	382-543	Austin St - Murdoch St	Nov/Dec	\$12,316.50
			14924				\$742,598.50
Kerbing	1	Petering Street	215	00-215	Mill St to Church St	Jan/Feb	\$32,250.00
	2	Jamouneau Street	240	Woolcock St to Phillips St	Right side from Woolcock St towards Phillips St	Jan/Feb	\$66,000.00
	3	Devereux Street	204			Mar/Apr	\$100,000.00
	4	Bowman Street	25			Mar/Apr	\$12,000.00
			684				\$210,250.00
Stabilisation	1	Carroll Street	202	370-572		Nov/Dec	\$22,725.00
	2	Ashens Jackson rd	300			Nov/Dec	\$74,250.00
			502				\$96,975.00

12.5 Permits issued by Assets and Operations Department - October 2020

RECOMMENDATION:

That Council note the permits issued by Council between 1 October 2020 and 31 October 2020.

Reference No	Applicant	Address	Date of Issue
Building Permits			
BP 112-20	S Barbary	Woomelang	5/10/2020
BP 85-20	Enterprise Rupanyup	Rupanyup	12/10/2020
BP 123-20	N & J Gellatly	Murtoa	14/10/2020
BP 124-20	Teasdale	Rupanyup	14/10/2020
BP 120-20	Watson	Speed	19/10/2020
BP 121-20	Faulkner	Tempy	19/10/2020
BP 127-20	Minyip Progress Association	Minyip	28/10/2020
BP 118-20	Davidson	Minyip	29/10/2020
Planning Permits			
TP 34-20	Panter	Beulah	8/10/2020
TP 36-20	Minyip Progress Association	Minyip	8/10/2020
TP 41-20	Wimpak	Minyip	15/10/2020
TP 46-20	Pryor	Warracknabeal	26/10/2020
TP 38-20	Pulse	Warracknabeal	20/10/2020
TP 40-20	Huebner	Woolcock	20/10/2020
Road Reserve Works & Asset Protection Permits			
2020-17	S & R engineering	Culvert / Driveway Installations	6/10/2020
2020-18	HED Industries Pty Ltd	Demolition of Dwelling	14/10/2020
2020-19	HED Industries Pty Ltd	Demolition of Dwelling	14/10/2020

12.6 Municipal Emergency Management Planning Committee

SUMMARY

Emergency Management Victoria (EMV) is implementing emergency management planning reform as outlined in the Emergency Management Legislation Amendment Act 2018 (EMLA Act). The implementation of reform at the municipal level will align municipal emergency management planning with changes that have already occurred at the state and regional levels. The new municipal arrangements apply from 1 December 2020.

To comply with the legislation Council has to disestablish the existing Municipal Emergency Management Planning Committee (MEMPC) and establish a new Committee under the newly developed Terms of Reference supplied by Emergency Management Victoria.

RECOMMENDATION

That Council:

- Authorises the disestablishment of the existing Municipal Emergency Management Planning Committee (MEMPC) established under s21(3)-(5) of the Emergency Management Act 1986, in recognition that on 1 December these provisions are repealed by s82(2) of the Emergency Management Legislation Amendment Act 2018 and replaced by the provisions of s68 of the Emergency Management Legislation Amendment Act 2018.
- That council authorises the CEO to facilitate the establishment of the MEMPC in accordance with the provisions of s68 of the Emergency Management Legislation Amendment Act 2018 (which inserts a new 'Part 6-Municipal Emergency Management Planning Committees' into the Emergency Management Act 2013 on 1 December 2020).
- That council notes that, under the MEMPC Terms of Reference provided for the new committee and the Emergency Management Legislation Amendment Act 2018 (which inserts s59 and 59F into the Emergency Management Act 2013 on 1 December 2020), council's role is to establish the committee. Once established, the committee exists separately to Council and is not a committee of Council.

ATTACHMENTS

Nil

DISCUSSION

For many years, Council has chaired, organised and participated in the Municipal Emergency Management Planning Committee (MEMPC). The MEMPC was made up of Council staff and our Emergency Management (EM) partners / agencies in Yarriambiack Shire and Grampians Regions. The MEMPC plans for the actions that agencies will take in the response to and recovery from emergencies in the municipality.

Due to changes that will come into effect next month, the structure of the MEMPC will change for the inaugural meeting in 2021.

A resolution from Council is required to disestablish the current MEMPC and to authorise the CEO to establish a new MEMPC.

BACKGROUN

On 21 August 2018, the Emergency Management Legislation Amendment (EMLA) Act 2018 received Royal Assent, inserts, and amends sections of the Emergency Management Act

AGENDA	Ordinary Meeting of Council
Issue Date: 21 October 2020	

2013. The introduction of the EMLA Act 2018 was completed in three stages being, state, regional and municipal level changes.

The new legislation addresses known and documented risks in emergency management planning by establishing an integrated, comprehensive and coordinated framework for EM planning at a state, regional and municipal level.

In the past, the MEMPC was made up of both EM response and recovery agencies. The new legislation provides greater clarity of position and identifies more clearly the role in which the MEMPC plays in the overall Emergency Management planning hierarchy.

As per Section 59 of the Emergency Management Act 2013, Council must resolve to establish a MEMPC and ideally, this is delegated to the CEO. The new Yarriambiack Shire Municipal Emergency Management Planning Committee must consist of members or officers from the following organisations:

- Municipal council
- Victoria Police
- Country Fire Authority
- Fire Rescue Victoria
- Ambulance Victoria
- Victoria State Emergency Service
- Australian Red Cross
- Department of Health and Human Services

After this Committee is established, the MEMPC will invite others to join including community members, members from industry and a member from a recovery agency.

To establish this committee, a resolution from Council is required.

RELEVANT LAW

Emergency Management Legislation Amendment Act 2018

Emergency Management Act 2013

COUNCIL PLANS AND POLICIES

Current Municipal Emergency Management Plan

Current MEMPC Terms of Reference

RELATED COUNCIL DECISION

Nil

OPTIONS

Nil

SUSTAINABILITY IMPLICATIONS

Discuss whether the subject matter of the report raises any sustainability implications.

- *Economic-Nil*
- *Social -improve community connection and representation in Emergency management*
- *Environmental-Nil*
- *Climate change-Nil*
- *Financial-Nil*

COMMUNITY ENGAGEMENT

Not applicable

RISK

Assess the risk for the decision.

Utilising the Risk Management Framework 2019, the following assessment has been made:

<i>Risk Rating</i>	<i>Consequence</i>	<i>Risk Description</i>	<i>Action</i>
Major	Major	Not disestablishing the current MEMPC and forming a new committee as per the new Emergency Management Amendment Act legislation 2018	New MEMP Committee to be formed under the ToR provided by EMV and the current Committee to be disestablished by Council

REGIONAL, STATE AND NATIONAL PLANS AND POLICIES

State Emergency Management Plan

Grampians Regional Emergency Management Plan

CONFLICTS OF INTEREST

All officers involved in the preparation of this report have declared that they do not have a conflict of interest in the subject matter of this report

Director community Development and Wellbeing - Gavin Blinman

Community Health Responsibilities	Community and Economic Development Responsibilities
Local Laws (including infringement and animal management) Sale Yards Environmental Health Sports and Recreation Positive Ageing (Commonwealth Home Support Program, Brokered & Packaged care) Leisure Centre Kindergartens Playgroup Maternal Child Health (including enhanced services) Immunisation Program	Libraries Economic Development Community Development Tourism Housing Youth Stakeholder engagement

12.7 Permits issued by Community Development and Wellbeing Department - October 2020

RECOMMENDATION:

That Council note the permits issued by Council between 1 October 2020 and 31 October 2020.

Reference No	Applicant	Description	Date of Issue
Local Laws Permits			
11/20	W McPherson	Street Trade	5/10/2020
12/20	Wimmera Computer Services	Street Trade	15/10/2020
12/20	Café Peppercorn	Street Trade	27/10/2020
13/20	T McFarlane	Street Trade	16/10/2020
Firewood collection Permits			
	C Dempsey		9/10/2020
Septic Tank Permits			
	E Stratmann	Minyip	18/10/2020

12.8 Appointment of Community Asset committees of Council

SUMMARY

With the introduction of the Local Government Act 2020, as of September 1st 2020 committees of council can become Delegated or Community Asset.

Hopetoun Recreation Ground Committee has been acting as a committee for council and under the new act requires authorisation as a Community Asset committee.

RECOMMENDATION

That Council:

- 1: As of the 25th November 2020 Council appoint Hopetoun Recreation Committee as a Community Asset committee under Section 65 of the Local Government Act 2020.
- 2: Council adopt the Terms of Reference for the Hopetoun Recreation Community Asset Committee.

ATTACHMENTS

Attachment: Hopetoun Recreation Committee Terms of Reference

Attachment: Hopetoun Recreation Reserve Instrument of Delegation

DISCUSSION

Over the life of the Local Government Act 1989 many amendments were made to ensure committees formed by councils, for a range of purposes, were prescribed under the Act. However, the cumulated amendments created confusion and uncertainty, which was exacerbated by the different roles and processes imposed on different types of committees.

In line with the new Local Government Act 2020, approval of the Section 86 committees as Community Asset committees encourages Yarriambiack community members to assist council to manage its assets and use current governance practices.

Promoting a partnership with council and the community ensures we are transparent and accountable to our ratepayers for the assets in their towns.

The new Act (2020) simplifies the approach to committees. The Act specifies only three types of committees, and the powers and administrative arrangements related to those committees.

RELEVANT LAW

- *Local Government Act 2020*

COUNCIL PLANS AND POLICIES

Governance Rules 2020,

Public Transparency Policy 2020

RELATED COUNCIL DECISIONS

Approval of Murtoa Housing Units Community Asset Committee as at August 26th 2020

Approval of Woomelang Retirement Units Community Asset Committee as at August 26th 2020

Approval of Hopetoun Swimming Pool Community Asset Committee as at August 26th, 2020

AGENDA	Ordinary Meeting of Council
Issue Date: 21 October 2020	

OPTIONS

That Council enter in to a Lease Agreement with the users of the Hopetoun Recreation Reserve, which the current Hopetoun recreation committee was not supportive of.

SUSTAINABILITY IMPLICATIONS

- Economic- Future infrastructure upgrades can be planned and supported by council.
- Social – Local people are assisting council to manage a local asset, gaining good community input to the future direction of the facility.
- Environmental -nil
- Climate change-Systems can be put in place to manage the effects of climate change such as drought tolerant playing surfaces and sprinkler systems
- Financial- As a Community Asset Committee the Hopetoun Recreation Reserve has oversight by council and gives a layer of governance to a valuable community asset.

COMMUNITY ENGAGEMENT

A meeting was held with the Hopetoun Recreation Reserve Committee to discuss the terms of reference and Delegations. And the implications of becoming a Community Asset Committee.

RISK

Assess the risk for the decision.

Utilising the Risk Management Framework 2019, the following assessment has been made:

<i>Risk Rating</i>	<i>Consequence</i>	<i>Risk Description</i>	<i>Action</i>
Low	Low	Old act phasing out	New Community Asset documents will cover risks to council.

REGIONAL, STATE AND NATIONAL PLANS AND POLICIES

The decision before Council is in keeping with the requirements for Committees under the new *Local Government Act 2020*.

CONFLICTS OF INTEREST

All officers involved in the preparation of this report have declared that they do not have a conflict of interest in the subject matter of this report.

Hopetoun Recreation Reserve Community Asset Committee

Terms of Reference

1. Committee

The Hopetoun Recreation Reserve Committee is constituted as a community asset committee in accordance with section 65 of the Local Government Act 2020.

2. Purpose

2.1 The purpose of the Committee is to oversee the proper and efficient operation of the Hopetoun Recreation Reserve located at 29 Strachan st Hopetoun within the framework/constraints of the resources and budget provided by Council.

3. Functions

The functions of the Committee are to:

- 3.1 Provide direct management of the Hopetoun Recreation Reserve, including user groups usage , minor maintenance, reporting risk issues to council and collection of fees;
- 3.2 Liaise with the Hopetoun community and assist council to plan for future local Recreation needs;
- 3.3 Manage an annual budget set with council to maintain a high standard of safety and facilities at the reserve;
- 3.4 Report all OH&S issues to council immediately and engage only contractors approved by council to conduct maintenance and repairs;
- 3.5 report to the Chief Executive Officer on or before 20 August each year on the activities of the Committee and provide an annual report including financial income and expense statement;
- 3.6 assist Council in the advertising community events.

4. Annual Budget

4.1 Council may vary the Recreation Reserve annual budget as it sees fit but must, before adopting the varied annual budget, provide the Committee a reasonable opportunity to comment on the proposed variations.

5. Reporting Requirements

- 5.1 Annually provide a copy of the AGM report with Committee Members details and financial income and expense statement to the Chief Executive Officer.
- 5.2 The Chief Executive Officer at their absolute discretion may require that the Committee report more frequently.

6. Delegations

- 6.1 The Committee will exercise the powers, functions and duties delegated to it by the Chief Executive Officer in an instrument of delegation made in accordance with section 47 of the Act.
- 6.2 A review of the Committee Terms of Reference will be conducted on a biennial basis to comply with Council's schedule.
- 6.3 The Chief Executive Officer may, at any time, review and vary the delegations to the Committee and will notify any variations to the Committee by providing an updated instrument of delegation.

7. Disposal or Acquisition of Property

- 7.1 The Committee may resolve that due to demand or reduction in need a property
 - 7.1.1 Should be acquired
 - 7.1.2 Should be sold.
- 7.2 Any decision on sale or acquisition of property remains the right of council and the committee must request the CEO investigate the options and discuss with council as per the requirements of the local government act.

8. Membership

The Committee consists of the following members:

- 8.1 The Chair of the Committee;
- 8.2 The Deputy Chair of the Committee;
- 8.3 not fewer than 3 and not more than 12 other members.

9. Appointment of Committee members

- 9.1 Committee members are appointed by resolution of Council, taking into account any recommendation of the Committee.
- 9.2 If, as a result of the expiration of the term, or the resignation or removal, of a Committee member, the total number of current Committee members falls below 5, Council must fill that vacancy in accordance with clause 9.1.
- 9.3 Before appointing a person as a Committee member under clause 9.1, Council must be satisfied that the person has knowledge or experience relevant to the community recreation reserve.
- 9.4 Subject to clause 9.1, a Committee member holds office:
 - 9.4.1 For the period specified in the Council resolution, which period must not exceed 3 years; or
 - 9.4.2 If no period is specified in the Council resolution, for a period of 3 years.
- 9.5 Subject to clause 9.6, a current Committee member may be reappointed by Council, taking into account any recommendation of the Committee, for a further term not exceeding 3 years.

- 9.6 The Committee may recommend to Council that a Committee member be reappointed for a further term if the Committee forms the view that the Committee member's reappointment will be of specific benefit to the units. In that case, the Committee will describe that specific benefit to Council.
- 9.7 The Director and employees of Council are ineligible to be appointed as Committee members.

10. Chair and Deputy Chair

- 10.1 A member of the Committee is to be appointed as the Chair of the Committee by Council resolution, taking into account any recommendation of the Committee.
- 10.2 A member of the Committee is to be appointed as the Deputy Chair of the Committee by Council resolution, taking into account any recommendation of the Committee

11. Acting Chair and Deputy Chair

- 11.1 The Deputy Chair is to act as the Chair:

- 11.1.1 During a vacancy in the office of Chair; and
- 11.1.2 during any period when the Chair is:
- (a) absent from duty; or
 - (b) Otherwise unable to perform the duties of the office.

- 11.2 At any time that:

- 11.2.1 there is a vacancy in the office of Deputy Chair; or
- 11.2.2 the Deputy Chair is:
- (a) acting as the Chair; or
 - (b) absent from duty; or
 - (c) otherwise unable to perform the duties of the office,

The Committee may, by resolution, appoint a Committee member to act as the Deputy Chair.

12. Leave of absence

- 12.1 A Committee member, including the Chair, must request a leave of absence where they know that they will be absent from 3 or more consecutive meetings of the Committee.
- 12.2 The Chair must submit a request to Council for a leave of absence, which may be granted on such terms and conditions as Council sees fit.
- 12.3 Any other Committee member must submit a request to the Chair for a leave of absence, which may be granted by the Chair on such terms and conditions as the Chair sees fit.
- 12.4 The Chair must notify Council if the Chair grants a leave of absence to a Committee member for a period exceeding 6 months.

13. Resignation

13.1 A Committee member may resign his or her appointment by giving Council written notice of that resignation.

13.2 The resignation takes effect on the day it is received by Council or, if a later day is specified in the resignation, on that later day.

14. Termination of appointment

14.1 Council may terminate the appointment of a Committee member if the Committee member:

14.1.1 Has engaged in serious misconduct of any kind; or

14.1.2 is unable to perform the duties of his or her office because of physical or mental incapacity.

14.2 Council must terminate the appointment of a Committee member if the Committee member:

14.2.1 Is declared bankrupt or is disqualified to act as a Director of a company under the *Corporations Act 2001* (Cth);

14.2.2 applies to take the benefit of any law for the relief of bankrupt or insolvent debtors;

14.2.3 Is convicted of an indictable offence;

14.2.4 is absent from three consecutive meetings of the Committee without the leave of Council or the Chair; or

14.2.5 Fails, without reasonable excuse, to comply with an obligation imposed on him or her by the Act.

15. Convening of meetings

15.1 Subject to clauses 15.2 and 15.3 the Chair will convene such meetings of the Committee as are, in his or her opinion, necessary for the efficient conduct of its affairs.

15.2 The Chair must convene at least 4 meetings of the Committee each calendar year.

15.3 The Chair must, on receipt of a written request signed by a majority of the current Committee members, convene a meeting of the Committee.

15.4 Committee meeting dates, times, locations and agendas will be advertised in local paper and on Hopetoun Recreation Reserve social media site. AGM's in local media and Council website.

15.5 Committee meetings will be open to members of the public.

16. Presiding at meetings

16.1 The Chair must preside at all meetings of the Committee at which he or she is present.

16.2 If the Chair is not present at a meeting of the Committee, the Deputy Chair, if present, must preside at the meeting.

16.3 If neither the Chair nor the Deputy Chair is present at a meeting of the Committee, the Committee members present must elect one of their numbers to preside at the meeting.

17. Conduct of meetings

The conduct of meetings will accord with the provisions of the Council's Meeting Procedures Local Law and any related documents.

18. Sub-Committees

18.1 Subject to clause 18.3, the Committee may resolve to form a Sub-Committee for an assigned task or in a particular area and will determine the membership of that Subcommittee, who may be Committee members, employees of Council or any other person whom the Committee deems appropriate with the professional knowledge or experience that will facilitate the work of the Sub-Committee in a positive and productive manner.

18.2 A Sub-Committee's function is to act as an advisory body and make recommendations to the Committee.

18.3 At least one member of a Sub-Committee must be a Committee member.

19. Definitions

In this document, capitalised terms have the following meaning:

19.1 **Act** means the Local Government Act 2020 (Vic);

19.2 **Committee** means the Hopetoun Recreation Reserve Assets Committee constituted as a community asset committee by Council in accordance with section 65 of the Act;

19.3 **Committee Member** means a member of the Committee appointed under clause 9;

19.4 **Council** means the Yarriambiack Shire Council;

19.5 **Sub-Committee** means any sub-committee formed by the Committee in accordance with clause 18.

YARRIAMBIACK SHIRE COUNCIL

INSTRUMENT OF DELEGATION HOPETOUN RECREATION RESERVE COMMUNITY ASSETS COMMITTEE

In exercise of the power conferred by Section 47(1,4,5) of the *Local Government Act 2020* ("the Act"), the Chief Executive Officer delegates to the Hopetoun Recreation Reserve Community Assets Committee established by resolution of the Yarriambiack Shire Council on 26th August 2020 the powers, duties and functions set out in the Schedule, and declares that:

This Instrument of Delegation is authorised by The Chief Executive Officer, on _____ and declares that:

The delegation

- (i) comes into force immediately the date all parties sign
- (ii) remains in force until Chief Executive Officer resolves to vary or revoke it;
- (iii) is subject to any conditions and limitations set out in the Schedule; and
- (iv) is to be exercised in accordance with and guidelines or policies which Council from time to time adopts.

All parties to sign

_____ **Chairperson**

..... **Committee**

_____ **Witness** _____ **Name Print**

_____ **Chief Executive Officer**

_____ **Witness** _____ **Name Print**

YARRIAMBIACK SHIRE COUNCIL

SCHEDULE

1 DEFINITIONS

In the Schedule, unless contrary intention appears:

“Council” means the Yarriambiack Shire Council

“Objectives” means the objectives of the committee as detailed in this Instrument of Delegation.

“Committee” means The Hopetoun Recreation Reserve Community Assets Committee.

“Financial Year” means the period from the first day of July in any year to the 30th day of June in the following year.

2 OBJECTIVES

The objectives of the committee shall be:

2.1 To manage and control:

The buildings and improvements at Hopetoun Recreation Reserve and more particularly described in the following address:

29 Strachan st Hopetoun

- * In a manner which is considered to be in the best interests of the citizens of Yarriambiack Shire.
- * Within the limits of its functions, duties and powers hereinafter specified, and subject to any specific decision and/or action of the Council.
- * To effectively promote and actively encourage usage of the facilities by the community.
- * To effectively publicise the facilities as widely as possible in the local area.
- * To encourage local support in the promotion of the facilities.

- 2.2 To manage and control all the buildings and improvements at the reserve, subject of any specific decision and/or action of the Council.
- 2.3 To advise the Council on matters consistent with Objectives.

3 MEMBERSHIP OF COMMITTEE

The Committee shall consist of 3-12 persons listed below

- 1
- 2
- 3
- 4
- 5
- 6
- 7
- 8
- 9
- 10
- 11
- 12

Yarriambiack Shire Council Manager Community Health will be the council contact for the committee and will attend by invitation.

4 MEETINGS AND PROCEEDINGS OF THE COMMITTEE

The Committee shall conduct proceedings and meetings in accordance with Council Local Law and Governance rules.

5 ACCOUNTS

The accounts of the committee shall be deemed to form part of the accounts of the Yarriambiack Shire Council and shall be subject to audit by the Council's auditors.

6 POWERS AND FUNCTIONS

The Committee shall have the functions duties and/or power to:

- 6.1 (i) To set the fees and charges.

- (ii) To collect and receive any fees and charges levied if necessary.
- (iii) To accept and receive any donations and/or grants which are directed to the Committee.
- (iv) To incur expenditure and pay costs and charges in relation to items and matters consistent with its objectives and/or its powers and functions.
- (v) To pay from funds available to it, the costs of the facility and maintenance of the building, water, electricity and other charges for light and power . The council in conjunction with the Committee to be responsible for major capital and major maintenance items.
- (vi) The Council to accept responsibility for all aspects of insurance.
- (vii) Council will maintain its annual allocation to the reserve as per the sport and recreation strategy and review this with the committee to ensure its annual costs are met.
- (viii) Ensure all user groups conduct inspections of the Reserve as per league standards and keep a record of those inspections in a register for councils inspection.

6.2 To take all action necessary, subject to any directions and/or any limitations imposed by CEO from time to time, to:

- (a) Maintain the facility and improvements thereon in a clean, tidy and sanitary condition.
- (b) Limit and restrict use of the facility by person or persons in a manner which is likely to cause an unreasonable degree of damage to the facility.

- 6.3 (i) The Council will assume responsibility and costs for major internal and external maintenance and replacement items. Any major breakage or damage involving structural work or affecting security of the buildings shall be reported to the Council Contact Manager forthwith, together with details of arrangements the Committee is making for repairs to same. Major maintenance is defined as any costs above \$500
- (ii) To ensure that any repair or maintenance work is carried out by competent and skilled persons and the Committee will if so directed by the Council only engage only council authorized tradesman for the

carrying out of any maintenance or repairs generally or in any specific case.

- (iii) When requested to make the buildings of the facility available for inspection by Council's officers.

- 6.5 The Committee will comply with all statutes, regulations and laws applicable to the use thereof and in particular will comply with any Local Laws of the Council.
- 6.6 To ensure that all new appointees to the committee are given a copy of the relevant Instrument of Delegation on an annual basis.
- 6.7 The Committee is required to keep contemporary history records of the facility.
- 6.8 To appoint advisory committee/s to assist management committee to carry out its functions and powers.

7 REPORTS AND RECOMMENDATIONS TO COUNCIL

Provide an annual report to Council (including financial statement) on the activities of the Committee which is to be submitted to Council at the request of the CEO.

8 LIMITATIONS

The Committee **shall not have** the power to: -

- (a) delegate any of its functions, duties or powers
- (b) borrow money
- (c) declare a rate or charge (as defined in the Local Government Act)
- (d) enter into contracts for an amount exceeding \$2,500
- (e) incur any expenditure exceeding an amount of \$2,500

9 TERMINATION

- 9.1 The CEO may at any time by resolution revoke or amend this delegation of power and function.

- 9.2 In the event of the disbandment of the Special Committee for any reason or the failure of the Special Committee to raise sufficient funding to enable it to carry out its objectives all monies raised or held in trust and any other assets shall be paid or transferred to the Council to be held in trust until such time as a new Committee is established.
- 9.3 If upon the winding up or dissolution of the Special Committee there remains after satisfaction of all its debts and liabilities any property whatsoever the same shall not be paid or distributed to or amongst the members of the Special Committee but shall be given or transferred to the Council.

10 INDEMNITY

The Council will indemnify members of the Committee against any action, liability, claim or demand on account of any matter or thing done by them on behalf of the Special Committee when they are acting in accordance with this Instrument of Delegation by the member of the Committee in the honest and reasonable belief or under a mistake of law that the member was properly exercising any function or power of the Special Committee hereunder.

13. OTHER BUSINESS

Motion:

14. Closed Session

14.1 Wimmera Mallee Waste Variation

14.2 Hopetoun Powerhouse

15. Next Meeting

The next meeting of Council will be held on Wednesday, 9 December 2020 at 9:30am at Warracknabeal.

CLOSE

_____ **Mayor**