



AGENDA

Ordinary Meeting of Council

9:30am Wednesday 24 March 2021

VENUE:

Council Chambers
Yarriambiack Shire Council
34 Lyle Street, Warracknabeal Vic 3393

Next Meeting

Wednesday 28 April 2021

Copies of the Yarriambiack Shire Council's Agendas and Minutes
can be obtained online at www.yarriambiack.vic.gov.au

AGENDA	Ordinary Meeting of Council	
Issue Date: 24 March 2021		

OUR VISION:

In consultation with our community, Yarriambiack Shire Council aims to provide a viable, sustainable, and vibrant future.

OUR VALUES:

Customer Service

- treat our customers with courtesy and respect.
- lead and develop leadership within our community.
- constantly strive to improve our services.
- forge closer relationships with customers.
- investigate matters thoroughly and objectively and keep our customers informed, in plain language, about the process and outcome.
- treat people fairly, with respect and have proper regard for their rights.
- make decisions lawfully, fairly, impartially and in the public interest.
- we are honest, trustworthy, reliable, transparent, and accountable in our dealings.
- we are careful, conscientious, and diligent.
- use public resources economically and efficiently.
- actively pursue positive outcomes for the community

CONTINUOUS IMPROVEMENT:

Continuous Improvement We drive continuous and sustainable improvement in service provision, operational efficiency, and stakeholder relations to create a leading organisation.

Contents

1	WELCOME	5
2	ACKNOWLEDGEMENT AND PRAYER	5
3	PRESENT	5
4	APOLOGIES OR REQUEST FOR LEAVE OF ABSENCE	5
5	CONFIRMATION OF MINUTES	6
5.1	Minutes of the Ordinary Council Meeting of 24 February 2021	6
5.2	Minutes of the Closed Council Meeting of 24 February 2021	6
6	DECLARATION OF CONFLICT OF INTEREST	7
7	BUSINESS ARISING	8
7.1	Business arising from previous Minutes	8
7.2	Ongoing and Pending Action List	8
8	PETITIONS	8
9	CORRESPONDENCE	8
10	SPECIAL COMMITTEES	8
11	ACTIVITY REPORTS	9
11.1	Mayor's Report	9
11.2	Councillor's Reports	10
12	Chief Executive Officer Report	12
13	REPORTS FOR DECISION – OFFICE OF THE CHIEF EXECUTIVE OFFICER ...	13
13.1	LGV Community Infrastructure Loan Application – Prepared by Jessie Holmes	13
14	REPORTS FOR DECISION – DIRECTORATE BUSINESS STRATEGY AND PERFORMANCE	16
14.1	Finance Report February 2021	16
14.2	Revenue Report March 2021	17
14.3	Local Government Performance Reporting – prepared by Tammy Smith, Director Business Strategy and Performance	18
14.4	Increase of Bank Overdraft Facility - Prepared by Anita McFarlane, Manager Corporate Services	20
15	REPORTS FOR DECISION – DIRECTORATE ASSETS AND OPERATIONS	23
15.1	Capital Works Program 2020/2021 (March)	23
15.2	Permits issued by Assets and Operations Department	24
16	REPORTS FOR DECISION – DIRECTORATE COMMUNITY DEVELOPMENT AND WELLBEING	25
16.1	Permits issued by Community Development and Wellbeing Department – February 2020	25

16.2	Draft Community Engagement Policy – Prepared by Gavin Blinman, Director community Development & Wellbeing	26
17	OTHER BUSINESS	28
17.1	Questions from Councillors	28
18	CLOSED SESSION – Reports for Decision	28
18.1	Warracknabeal Kindergarten Extension Tender	28
18.2	Audit and Risk Committee Independent Members	28
19	Next Meeting	28

1 WELCOME

2 ACKNOWLEDGEMENT AND PRAYER

Cr G Massey opened the meeting at 9:30am by acknowledging the Indigenous Community and offering the opening prayer.

Acknowledging Traditional Owners

'I would like to acknowledge that this meeting is being held on the traditional lands of the Wotjobaluk, Jaadwa, Jadawadjali, Wergaia and Jupagulk people, and I pay respects to their Elders, both past, present and emerging'.

Prayer

Almighty God, without whom no Council can stand, nor anything prosper we ask that you be present and guide us in our deliberations today. We pray that we will be fair in our judgements and wise in our actions and that decisions will be made with goodwill and a clear conscience for the betterment and welfare of the people of Yarriambiack Shire.

Amen

3 PRESENT

4 APOLOGIES OR REQUEST FOR LEAVE OF ABSENCE

5 CONFIRMATION OF MINUTES

5.1 Minutes of the Ordinary Council Meeting of 24 February 2021

Minutes of the ordinary Council Meeting held on Wednesday 24 February 2021 be taken as an accurate record and confirmed.

Recommendation:

That the minutes of the Ordinary Meeting of Council held on Wednesday 24 February 2021, as circulated be taken as read and confirmed.

5.2 Minutes of the Closed Council Meeting of 24 February 2021

Minutes of the Closed Council Meeting held on Wednesday 24 February 2021 be taken as an accurate record and confirmed

Recommendation:

That the minutes of the Closed Council Meeting of Council held on Wednesday 24 February 2021, as circulated, be taken as read and confirmed.

6 DECLARATION OF CONFLICT OF INTEREST

Pursuant to Division 2 – Conflict of Interest, of the *Local Government Act 2020* general and material conflict of interest must be declared prior to debate on specific items within the agenda; or in writing to the Chief Executive Officer before the meeting.

A Councillor who has declared a conflict of interest in respect of a matter must;

- a) Disclose the conflict of interest in the manner required by the Yarriambiack Shire Council Governance Rules
- b) Exclude themselves from the decision-making process in relation to that matter, including any discussion or votes on the matter at any Council meeting or delegated committee, and any action in relation to the matter

General conflict of interest is if a relevant person has an interest in a matter if an impartial, fair-minded person would consider that the person's private interests could result in that person acting in a manner that is contrary to their public duty

- a) *Private interests* mean any direct or indirect interest of a relevant person that does not derive from their public duty and does not include an interest that is only a matter of personal opinion or belief.
- b) *Public duty* means the responsibilities and obligations that a relevant person has to members of the public in their role as a relevant person.

Material conflict of interest is if a relevant person has an interest in respect of a matter if an affected person would gain a benefit or suffer a loss depending on the outcome of the matter

- a) The benefit or loss incurred may be directly or indirectly

OR

- b) In a pecuniary or non-pecuniary form.

Councillors are also encouraged to declare circumstances where there may be a perceived conflict of interest.

7 BUSINESS ARISING

7.1 Business arising from previous Minutes

Cr C Lehmann

- Is Inroads going to take responsibility for that seal on the Hopetoun Yaapeet Road?

Mick response – Yes, and Council is working with Inroads to monitor the ongoing condition.

7.2 Ongoing and Pending Action List

Council meeting	Recommendation Action	Action Taken
26 August 2020	Consult with the community for 30 days, requesting submissions for the naming of the currently unnamed road north of Maxwells Road, Lascelles	No submissions were received.
27 January 2021	Consult with the community for 30 days, commencing from Thursday 27 January 2021 regarding the proposed sale of surplus land and buildings being 51 Gardiner Street, Warracknabeal.	One submission from the current tenant was received.

8 PETITIONS

Nil

9 CORRESPONDENCE

10 SPECIAL COMMITTEES

11 ACTIVITY REPORTS

11.1 Mayor's Report

Prepared by Graeme Massey

24 February	Attended Community Engagement at Warracknabeal
26 February	Attended Courthouse Update via ZOOM
1 March	Attended Community Engagement at Warracknabeal
	Chaired Annual General Meeting for Warracknabeal and District Band Meeting
2 March	Attended Community Engagement at Lubeck
3 March	Met with students at Murtoa P-12 regarding Skatepark
	Met with Richard Wynne regarding housing proposal
	Attended Community Engagement at Hopeton
9 March	Attended Meeting with Tania Maxwell, MP via ZOOM
10 March	Attended Council Forum with Ben Sawyer, rates evaluator
	Attended opening of Minyip fuel depot
	Attended Community Engagement at Minyip
12 March	Met with landscape architects at Warracknabeal Caravan Park
15 March	Attended Community Engagement at Warracknabeal
	Met with Judy O'Connell, Small Business Commissioner
	Chaired Warracknabeal RSL Annual General Meeting
16 March	Met with Michael Bailey, Regional Director Department of Transport, Grampians Region
17 March	Attended community Engagement at Rupanyup
19 March	Attended Welcome to Warracknabeal BBQ
22 March	Attended Community Engagement at Woomelang
23 March	Opened Community Piano at Warracknabeal

11.2 Councillor's Reports

Cr A McLean

- 26 February Attended Grampians Central West Local Government Waste Forum at Ararat
- 1 March Attended Community Engagement at Hopetoun
- 3 March Attended Community Engagement at Beulah
 Attended Community Engagement at Hopetoun
- 9 March Attended Community Engagement at Speed
- 10 March Attended Council Forum
- 22 March Attended Community Engagement at Hopetoun
 Attended Community Engagement at Woomelang

Cr T Hamilton

Cr K Zanker

Cr C Lehmann

- 1 March Attended Community Engagement at Hopetoun
- 3 March Attended Community Engagement at Beulah
- 9 March Attended Community Engagement at Tempy
- 9 March Attended Community Engagement at Speed
- 10 March Attended Council Forum

Cr C Heintze

26 February	Attended Grampians Central West Waste and Resource Recovery Committee (GCWWRRRC) Forum
2 March	Attended Yarrilinks Meeting
3 March	Met with students at Murtoa P-12 regarding Skatepark
4 March	Attended GCWWRRG EO quarterly review via ZOOM
10 March	Attended Council Forum
	Attended Community Engagement at Minyip
12 March	Met with Minyip Progress Executive and Consultants to work on Minyip Caravan Park Master Plan
15 March	Attended Community Engagement at Minyip
16 March	Attended Progress Association Meeting at Murtoa via ZOOM
17 March	Attended Community Engagement at Murtoa
	Attended Community Engagement at Rupanyup
18 March	Attended Council Briefing and Update

Cr K Kirk

23, 24 & 25 Feb	Attended LGpro Virtual Conference
24 Feb	Attended Council Meeting
	Attended Community Engagement at Warracknabeal
26 Feb	Attended MAV Virtual Councillor Induction
2 March	Attended Community Engagement at Lubeck
3 March	Met with students at Murtoa P-12 regarding Skatepark
5 March	Attended VLGA Councillor Fast Track Leadership Conference
9 March	Attended Budget Development Training with Tammy and Anita
	Attended Wimmera Development Association (WDA) Executive Meeting
	Attended WDA Board Meeting
10 March	Attended Council Forum
	Attended Community Engagement at Minyip
17 March	Attended Community Engagement at Rupanyup
18 March	Attended Council Briefing
19 March	Attended Welcome to Warracknabeal BBQ
23 March	Attended Street Piano Opening in Warracknabeal
24 March	Attended Council Meeting

12 Chief Executive Officer Report

Prepared by Jessie Holmes

25 Feb	Attended online LGV Local Government Rating System Session Attended online DELWP Regional Planning Hubs session
26 Feb	Attended online Warracknabeal Courthouse meeting
1 Mar	Attended Wimmera Southern Mallee Regional Partnership meeting
2 Mar	Met with Woodbine over community project proposals Attended online WDA Job Advocate meeting
3 Mar	Attended online meeting with Minister Wynne with Mayor and Councillors
4 Mar	Attended online meeting with Linga network regarding EV Stations
9 Mar	Attended MAV State CEO meeting – Covid Update Attended meeting with Tania Maxwell MP with Mayor
10 Mar	Attended Council forum with Ben Sawyer, Rates Evaluator (via ZOOM) Attended Community Engagement in Minyip
11 Mar	Attended online Wimmera CEO meeting
15 Mar	Attended meeting with Small Business Commissioner, Judy O’Connell with Mayor
16 Mar	Attended meeting with Department of Transport Grampians ED with Mayor
17 Mar	Attended online meeting with RDV CEO Beth Jones to discuss project delivery Attended Community Engagement in Rupanyup
18 Mar	Attended Council Forum
19 Mar	Attended online meeting with WDA Housing Taskforce

13 REPORTS FOR DECISION – OFFICE OF THE CHIEF EXECUTIVE OFFICER

13.1 LGV Community Infrastructure Loan Application – Prepared by Jessie Holmes

SUMMARY

Yarriambiack Shire Council has made an unsolicited bid to the Victorian Government Big Build initiative to build fourteen affordable homes across five communities. As part of the bid, Council has proposed to provide land, cash and additional funds via a low interest loan vehicle. The Local Government Victoria Community Infrastructure Loan Scheme allows an opportunity for such a loan vehicle

RECOMMENDATION

That Council endorse an application to the Local Government Victoria Community Infrastructure Loan Scheme for \$500,000 for the purpose of additional affordable housing in Woomelang and Murtoa.

ATTACHMENTS

[Attachment: Yarriambiack Affordable Housing Proposal](#)

DISCUSSION

Throughout community consultations it has become increasingly clear to Council that housing availability and affordability is one of the most significant economic development constraints on Yarriambiack growth.

The need for affordable housing for our ageing population to transition in to has featured heavily in Community Action Plans across the Shire and the existing two community asset housing committees have both demonstrated strong demand for additional housing stock.

In October 2020, Council engaged Street Ryan Consulting to undertake a business case for the Woomelang Community Housing Committee in relation to building additional units. The Business case demonstrated a strong case for building additional units.

Over the 20/21 summer, Wimmera Development Association undertook a Regional Housing Strategy which further informed the need for a range of housing solutions to address the economic development challenges in small rural council areas.

Following the announcement by the State Government of \$5.3 billion dollars towards the Big Build for social and affordable housing, Yarriambiack Shire made an unsolicited bid to attract \$2.8 million dollars of investment towards 14 affordable dwellings. Council has met with Minster Wynne and Minster Leane about the proposal and has received a positive audience. An outcome on that unsolicited bid is not expected until later in the calendar year.

In order to make the unsolicited bid as attractive as possible Council has acquired the land to enable the development, has a \$500,000 cash component to put towards the project and proposed an additional \$500,000 could be provided via a low interest loan vehicle from the Treasury.

Local Government Victoria recently released the Community Infrastructure Loan Scheme which allows for Local governments to draw down loans between \$500,000 and \$10 million dollars at a heavily subsidised interest rate to deliver community infrastructure.

Following discussions with LGV, they have agreed to an application being made by Yarriambiack Shire Council for the purpose of community housing.

Council would have 18 months from signing a funding agreement to decide upon drawing down the loan.

The interest rate would be set at 0.41% and would see the following changes made to Councils financial reporting obligations:

Loans and borrowings compared to rates 0.53% to 4.47%

Loan and borrowing repayments compared to rates 0.60% to 147%

With annual repayments of \$52,500 required.

The application has specifically targeted Woomelang and Murtoa as they have existing funds to contribute towards the project and could stand alone if the Big Build funding bid was unsuccessful.

COUNCIL PLANS AND POLICIES

Council Plan 2017-2021

Strategic Objective 2 – A Place to live and grow.

The proposal ensures that Council's services and facilities are accessible and meet current and future needs of senior residents.

Strategic Objective 4 – A Planned Future

The proposal promotes Yarriambiack as a regional living destination and provides lifestyle opportunities.

RELATED COUNCIL DECISIONS

Council endorsed the two Housing Community Asset Committees at the 2020 September Ordinary Council Meeting.

OPTIONS

- 1) Council does not apply for the LGV Community Infrastructure Loan Scheme
- 2) Council consider an application for greater than \$500,000

SUSTAINABILITY IMPLICATIONS

Council must give effect to the overarching governance principles in section 9 of the Local Government Act 2020, when considering sustainability implications.

Financial: Yarriambiack Shire Council is heavily reliant on operational and capital grants as a source of revenue funding. This poses a significant financial risk to Council. The reduction in the rate cap decreases Councils' ability to raise source revenue.

Drawing down a loan of \$500,000 would be an obligation on Councils financial indicators for a decade and this would be reflected in sustainability indicators. Whilst the ratios would be within the tolerance level, they would be higher than they are currently. The assets would produce an income to offset some of the loan obligations.

COMMUNITY ENGAGEMENT

There has been significant community consultation undertaken across the Council including the development of Community Action Plans and more recently to consider the new Council Plan.

Throughout the consultation it has been identified that housing is a significant issue to economic development and population growth as well as retention of older people.

Additional community consultation was undertaken through the recent development of the WDA Housing Study report released in February 2021 that identified a need for additional housing in rural areas.

RISK

Utilising the Risk Management Framework 2019, the following assessment has been made:

<i>Risk Rating</i>	<i>Consequence</i>	<i>Risk Description</i>	<i>Action</i>
High	Major	Council's limited ability to raise funds / source revenue.	Lobby State and Federal Government for new and recurrent Grant options.
Medium	Major	Project management and delivery	The overarching Affordable housing initiative will need to be delivered in a stimulus saturated building market so off site construction will need to be considered.

REGIONAL, STATE AND NATIONAL PLANS AND POLICIES

Housing has been identified at a Regional level through the recent Wimmera Development Association Housing Study and the Wimmera Southern Mallee Regional Planning Policy Framework.

CONFLICTS OF INTEREST

All officers involved in the preparation of this report have declared that they do not have a conflict of interest in the subject matter of this report.




AGEING POPULATION

The median age of Yarriambiack residents is 50 years old, compared to the state average of 37 years.



WEEKLY INCOME

The median household income (weekly) is \$885, compared to the state average of \$1,419



DWELLING OCCUPANCY

35% of dwellings are single occupant, with over 78% of all dwellings in the shire having 3+ bedrooms

I am living local

THE PROJECT

14 new, affordable 2 bedroom units administered by Community Housing as already established under Yarriambiack Shire Council control.

Land	supplied by Council
Initial capital	\$500,000 (Council cash contribution)
Low interest loan to Council	\$500,000 (over 10 years)
Big Build State Government Funding Ask	\$2.8 million

Total combined investment (including land) \$4 million dollars



Full Business Case
available on request



Price Guide

Land acquisition	\$0 (YSC)
Preliminaries	\$22,122
Sub structure	\$18,873
Roof	\$30,209
External walls, doors, windows	\$52,330
Internal walls, screens, doors	\$21,697
Finishes and fitting	\$36,459
Plumbing, mechanical, fire and electrical	\$33,471
Contingency	\$10,758
Sub Total	\$225,919
Verandah	\$9,339
Paving	\$4,822
Furnishings, fencing and landscaping	\$15,000
Septic System (3,050 litres, environmental)	\$12,432**
Total Capital Expenditure (per unit)	\$267,512

14 REPORTS FOR DECISION – DIRECTORATE BUSINESS STRATEGY AND PERFORMANCE

Organisational Performance Responsibilities	Corporate Services Responsibilities
<ul style="list-style-type: none"> Human Resources Customer Service Executive Assistant to CEO Records (Information Management) Information Communication Technology Governance Risk Audit and Planning Occupational Health and Safety Corporate System Administration (Happy HR, AvePoint, RelianSys, Learning Management System) <p>Manager Organisational Performance delegated roles:</p> <ul style="list-style-type: none"> Return to Work Coordinator Freedom of Information Officer Privacy Officer Welfare Officer 	<ul style="list-style-type: none"> Payroll Accounts Payable Procurement and Contracts Debtors Insurance Rates Corporate Planning (Performance Reporting) Media and Communications Corporate System Administration (Property, Rating, Animal Management, Infringement, Financial, Happy HR Payroll, Website) <p>Manager Corporate Services delegated role:</p> <ul style="list-style-type: none"> Principal Accounting Officer

14.1 Finance Report February 2021

Prepared by Anita McFarlane, Manager Corporate Services (Principal Accounting Officer)

RECOMMENDATION:

That the Finance Report as of February 2021 be received.

[Attachment: Finance Report February 2021](#)

Yarriambiack Shire Council

Profit & Loss Statement by Resources

AS AT 28th FEBRUARY 2021

	FEB ACTUALS	ANNUAL BUDGET	YTD ACTUALS	VARIANCES	
	\$	\$	\$	\$	%
Operating Income					
Asset Disposal	4,545	287,150	136,334	150,816	53%
Grants Commonwealth Capital	661,487	2,528,000	2,094,057	433,943	17%
Grants Commonwealth Operating	1,107,781	6,904,836	3,150,212	3,754,624	54%
Grants Vic Capital	0	138,000	375,475	(237,475)	(172%)
Grants Vic Operating	545,500	1,728,000	3,902,539	(2,174,539)	(126%)
Other Income	3,016	384,336	1,176,834	(792,498)	(206%)
Rates and Charges	0	12,758,285	12,633,487	124,798	1%
Statutory Fees and Fines	9,143	184,000	93,847	90,153	49%
User Fees	79,800	968,658	495,229	473,429	49%
Total Operating Income	2,411,271	25,881,265	24,058,014	1,823,251	7%
Operating Expenses					
Cost of Goods Sold - movement in inventory	0	0	34,965	(34,965)	N/A
Asset Disposal	0	358,659	183,369	175,290	49%
Bad & Doubtful Debts	0	500	0	500	100%
Contributions and Donations	10,215	673,682	507,729	165,953	25%
Depreciation Amortisation & Impairment	0	5,193,334	0	5,193,334	100%
Employee Costs	782,880	10,775,653	7,153,619	3,622,034	34%
Materials and Services	458,797	6,139,614	4,040,438	2,099,176	34%
Other Expenses	64,033	1,777,686	1,067,711	709,975	40%
Total Operating Expenses	1,315,924	24,919,128	12,987,830	11,931,298	48%
Total Operating Surplus / (Loss)	1,095,347	962,137	11,070,183	(10,108,046)	

Yarriambiack Shire Council

Breakdown of Profit and Loss

FOR THE MONTH OF FEBRUARY 2021

	Feb 2021
	Actuals
Operating Income	
Asset Disposal	4,545
Asset Disposal - Proceeds of Sale	4,545
Grants Commonwealth Capital	661,487
Grants Commonwealth Capital - Roads to Recovery	0
Grants Commonwealth Capital - Other	661,487
Grants Commonwealth Operating	1,107,781
Grants Commonwealth Operating - FAG Roads	264,573
Grants Commonwealth Operating - FAG General	434,332
Grants Commonwealth Operating - Aged Care	8,444
Grants Commonwealth Operating - Meals on Wheels	0
Grants Commonwealth Operating - Other	400,432
Grants Vic Capital	0
Grants VIC Capital - Other	0
Grants Vic Operating	545,500
Grants VIC Operating - Preschools	105,594
Grants VIC Operating - Maternal and Child Health	27,801
Grants VIC Operating - Youth	12,250
Grants VIC Operating - Aged care	1,397
Grants VIC Operating - Other	398,458
Other Income	3,016
Other Income - Other	3,016
Statutory Fees and Fines	9,143
Statutory Fees and Fines - Animal Control	127
Statutory Fees and Fines - Planning	3,381
Statutory Fees and Fines - Building	4,269
Statutory Fees and Fines - Health	285
Statutory Fees and Fines - Other	1,080
User Fees	79,800
User Fees - Aged and Health Services	4,210
User Fees - Aged and Health Services Brokerage	7,607
User Fees - Meals on Wheels	8,503
User Fees - Meals on Wheels Brokerage	2,259
User Fees - Preschool	0
User Fees - Leisure Centre and Recreation	0
User Fees - Caravan Park	16,073
User Fees - Waste Management Services	29,331
User Fees - Rents	944
User Fees - Saleyard	203
User Fees - VicRoads	1,128
User Fees - Road Works	0
User Fees - Rates	0
User Fees - Other	9,543
Total Operating Income	2,411,272

Operating Expenses

Contributions and Donations	10,215
Contributions and Donations - Community Halls	1,854
Contributions and Donations - Economic Development	0
Contributions and Donations - Recreation Reserves	8,361
Contributions and Donations - Swimming Pools	0
Employee Costs	782,880
Employee Costs - Conferences and Training	3,947
Employee Costs - Councillor Allowances	17,285
Employee Costs - Other	96
Employee Costs - Other Leave	(6,278)
Employee Costs - Public Holidays	30,877
Employee Costs - RDO	1,031
Employee Costs - Superannuation	63,692
Employee Costs - Travel	5,354
Employee Costs - Uniforms and PPE	4,187
Employee Costs - Wages	550,402
Employee Costs - Workcover	994
Employee Costs - Annual Leave Paid	66,850
Employee Costs - Compassionate Leave Taken	818
Employee Costs - Long Service Leave Taken	28,984
Employee Costs - Maternity Leave Paid	3,016
Wages Oncosts Overhead - Sick Leave Taken	11,625
Materials and Services	458,797
Materials and Services - Building Maintenance	4,369
Materials and Services - Consultants	14,861
Materials and Services - Contractors	122,719
Materials and Services - Cost of Meals on Wheels	15,180
Materials and Services - Equipment Maintenance	30,436
Materials and Services - External Plant Hire	38,601
Materials and Services - Fuel	34,951
Materials and Services - General	2,592
Materials and Services - Grounds Maintenance	273
Materials and Services - Information Technology and Equipment	132,106
Materials and Services - Internal Plant Hire	0
Materials and Services - Materials	34,908
Materials and Services - Motor Vehicles	2,337
Materials and Services - Other	273
Materials and Services - Telecommunications	7,911
Materials and Services - Utilities - Gas	260
Materials and Services - Utilities - Power	15,668
Materials and Services - Utilities - Water	1,352
Other Expenses	64,033
Other Expenses - Advertising	4,808
Other Expenses - Bank Fees and Charges	9,471
Other Expenses - Insurances	26,433
Other Expenses - Internal Auditors' Remuneration	0
Other Expenses - Legal Costs	12,119
Other Expenses - Meeting Expenses	801
Other Expenses - Operating Lease Rentals	907
Other Expenses - Other	0
Other Expenses - Postage and Freight	1,379
Other Expenses - Printing and Stationery	6,711
Other Expenses - Subscriptions	1,405
Total Operating Expenses	1,315,925
Total Operating Surplus / (Loss)	1,095,347

Yarriambiack Shire Council

Profit & Loss Statement by Department

AS AT 28th FEBRUARY 2021

	FEB ACTUALS	ANNUAL BUDGET	YTD ACTUALS	VARIANCES	
	\$	\$	\$	\$	%
Operating Income					
Community Services	267,262	2,876,739	2,022,317	854,422	30%
Corporate Services	704,140	17,381,656	14,592,282	2,789,374	16%
Governance	0	0	66,219	(66,219)	N/A
Engineering	662,556	3,216,988	2,407,477	809,511	25%
Economic Development	601,276	481,565	1,467,270	(985,705)	(205%)
Recreation, Culture & Leisure	125,829	394,367	2,077,544	(1,683,177)	(427%)
Regulatory Services	16,331	205,240	106,166	99,074	48%
Waste Management	33,876	1,324,710	1,318,739	5,971	0%
Total Operating Income	2,411,271	25,881,265	24,058,013	1,823,252	7%
Operating Expenses					
Community Services	213,606	3,245,588	1,830,756	1,414,832	44%
Corporate Services	225,499	1,937,993	1,640,608	297,385	15%
Governance	88,907	2,198,809	952,875	1,245,934	57%
Engineering	507,370	10,868,903	5,427,759	5,441,144	50%
Economic Development	44,266	1,513,014	539,706	973,308	64%
Recreation, Culture & Leisure	65,337	1,960,744	937,016	1,023,728	52%
Regulatory Services	46,617	941,490	420,745	520,745	55%
Waste Management	124,322	2,252,587	1,238,366	1,014,221	45%
Total Operating Expenses	1,315,924	24,919,128	12,987,830	11,931,298	48%
Total Operating Surplus / (Loss)	1,095,347	962,137	11,070,183	(10,108,046)	

Yarriambiack Shire Council

Balance Sheet

AS AT 28th FEBRUARY 2021

	Feb 2021	Feb 2020	Variance	% Variance
Assets				
Bank	11,677,318	10,778,490	898,828	8%
NAB - General Transaction Account	11,572,647	10,695,767	876,880	8%
CBA - Meals on Wheels - Transaction Account	1,406	3,303	(1,897)	(57%)
AMP - On Call Account	398	0	398	N/A
CBA - Transaction Account - Murtoa Community Units Committee	16,257	15,250	1,007	7%
CBA - Transaction Account - Woomelang Retirement Units	33,843	21,689	12,155	56%
CBA - Transaction Account - Hopetoun Swimming Pool	51,627	41,342	10,285	25%
Petty Cash	1,140	1,140	0	0%
Current Assets	9,094,229	5,738,671	3,355,558	58%
Financial Assets	231,757	(64,273)	296,030	461%
Investments	4,320,587	867,057	3,453,529	398%
Inventory	967,764	655,390	312,374	48%
Trade & Other Receivables	3,574,121	4,280,496	(706,375)	(17%)
Fixed Assets	144,751,916	139,161,201	5,590,715	4%
Land	2,522,312	2,444,831	77,481	3%
Plant & Equipment	6,352,618	5,851,345	501,273	9%
Infrastructure Assets	111,630,927	109,537,622	2,093,305	2%
Buildings	22,343,510	21,327,403	1,016,107	5%
Work in Progress - Assets	1,902,549	0	1,902,549	N/A
Non-Current Assets	1,430,944	2,015,903	(584,959)	(29%)
Investments	493,478	801,270	(307,792)	(38%)
Right of Use Assets	937,466	1,214,633	(277,167)	(23%)
Total Assets	166,954,407	157,694,265	9,260,143	6%
Liabilities				
Current Liabilities	4,022,635	6,456,953	2,434,317	38%
Provisions	3,243,353	3,542,204	298,851	9%
Trade & Other Payables	396,893	1,767,377	1,370,484	78%
Trusts Funds & Deposits	47,584	(67,261)	(114,845)	(171%)
Lease Liability	334,805	1,214,633	879,828	72%
Non-Current Liabilities	1,296,673	627,326	(669,347)	(107%)
Lease Liability	595,190	0	(595,190)	N/A
Loans & Borrowings	64,199	86,287	22,088	26%
Provisions	637,283	541,039	(96,244)	(18%)
Total Liabilities	5,319,308	7,084,279	1,764,970	25%
Total Net Assets	161,635,099	150,609,986	11,025,113	7%
Equity				
Equity	161,635,099	150,609,986	11,025,112	7%
Accumulated Surplus	74,584,000	74,398,300	185,700	0%
Reserves	75,980,916	75,780,098	200,818	0%
Retained Earnings	0	(2,559,211)	2,559,211	100%
Current Earnings	11,070,183	2,990,799	8,079,384	270%
Total Equity	161,635,099	150,609,986	11,025,112	7%

14.2 Revenue Report March 2021

Prepared by Chantelle Pitt, Revenue Coordinator

RECOMMENDATION

That the Revenue Report as of March 2021 be received.

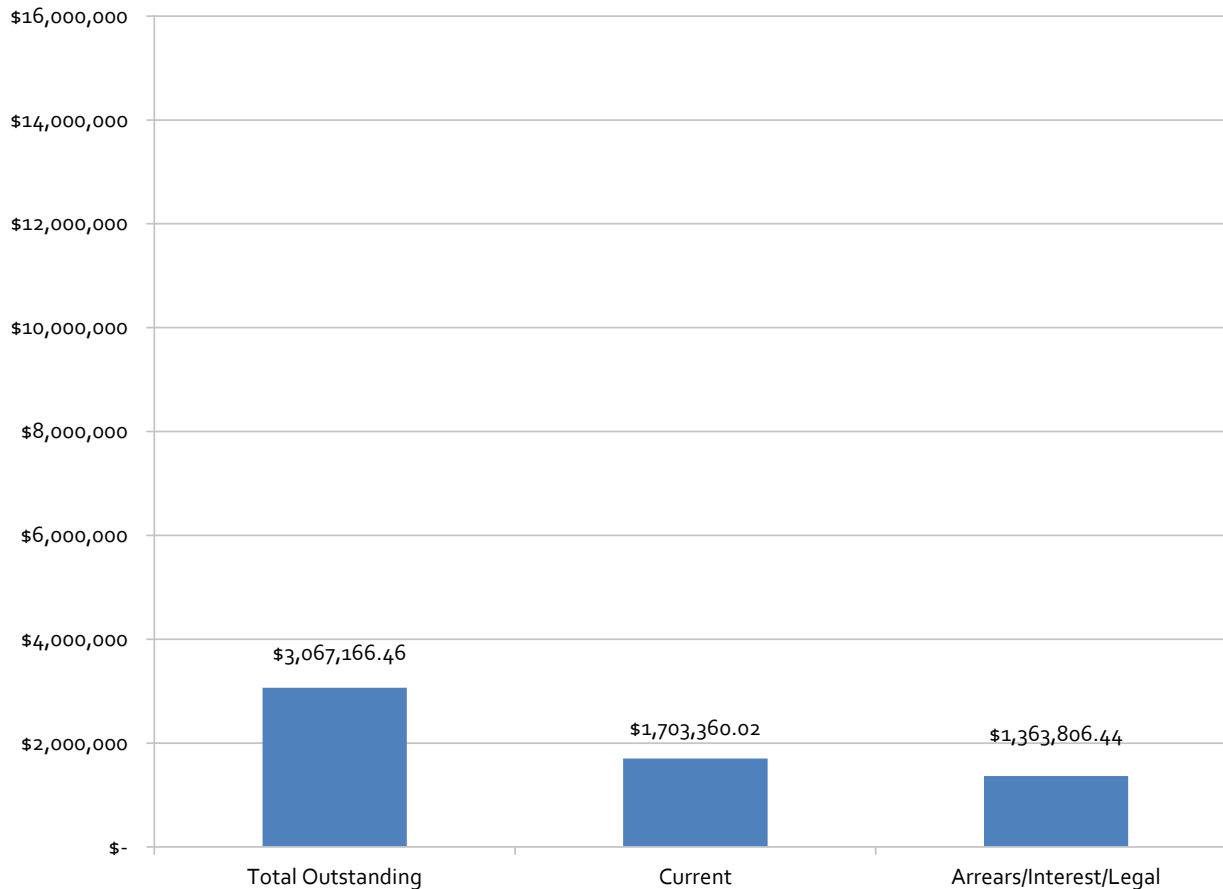
[Attachment: Revenue Report March](#)

Rates Report - March 2021

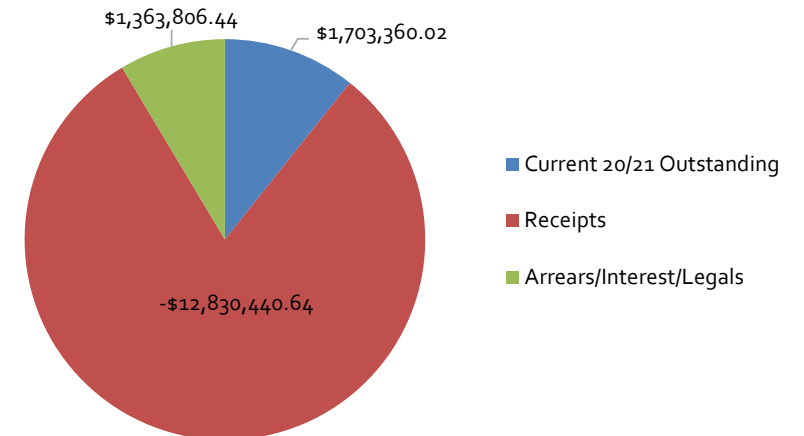
Prepared by Chantelle Pitt

Ward Total Rates & Charges	2019/2020 Budget	2019/2020 Actuals	2020/2021 Budget	Actual YTD Receipts	Rebates	Outstanding Rates		
						Current	Arrears/Legals/Interest	Total
Dunmunkle	\$4,148,364.16	\$567,315.83	\$4,154,635.37	-\$3,706,916.99	-\$85,651.09	\$582,558.10	\$397,562.01	\$980,120.11
Hopetoun	\$3,858,864.93	\$697,901.10	\$4,018,880.03	-\$3,713,376.62	-\$70,286.34	\$455,583.61	\$514,277.15	\$969,860.76
Warracknabeal	\$5,800,454.95	\$734,299.64	\$5,891,651.38	-\$5,410,147.03	-\$100,950.23	\$665,218.31	\$451,967.28	\$1,117,185.59
Grand Total	\$13,807,684.04	\$1,999,516.57	\$14,065,166.78	-\$12,830,440.64	-\$256,887.66	\$1,703,360.02	\$1,363,806.44	\$3,067,166.46

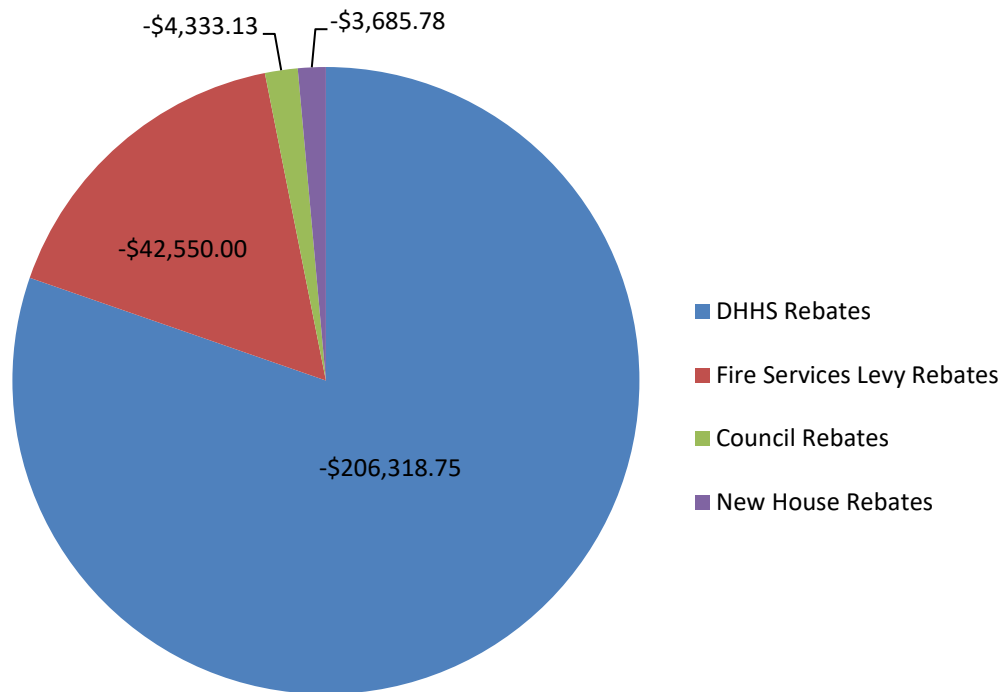
Breakdown of Rates Outstanding



Breakdown of Rates Outstanding

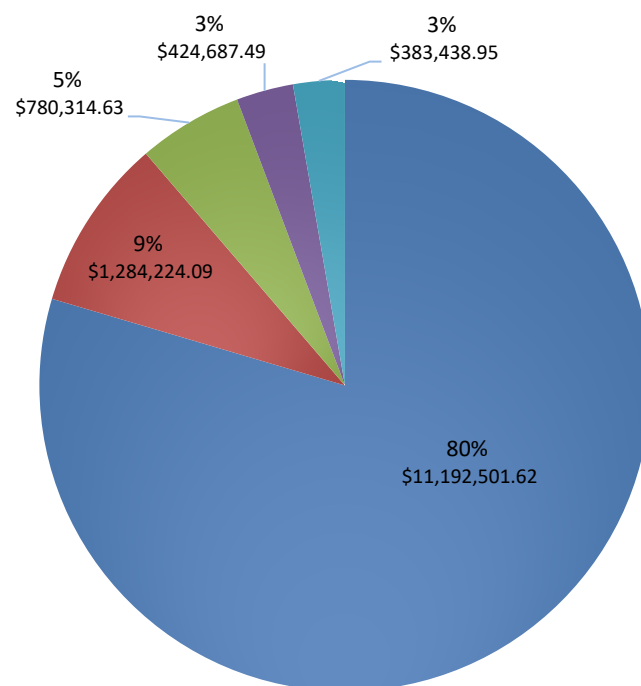


2020/21 Rebates

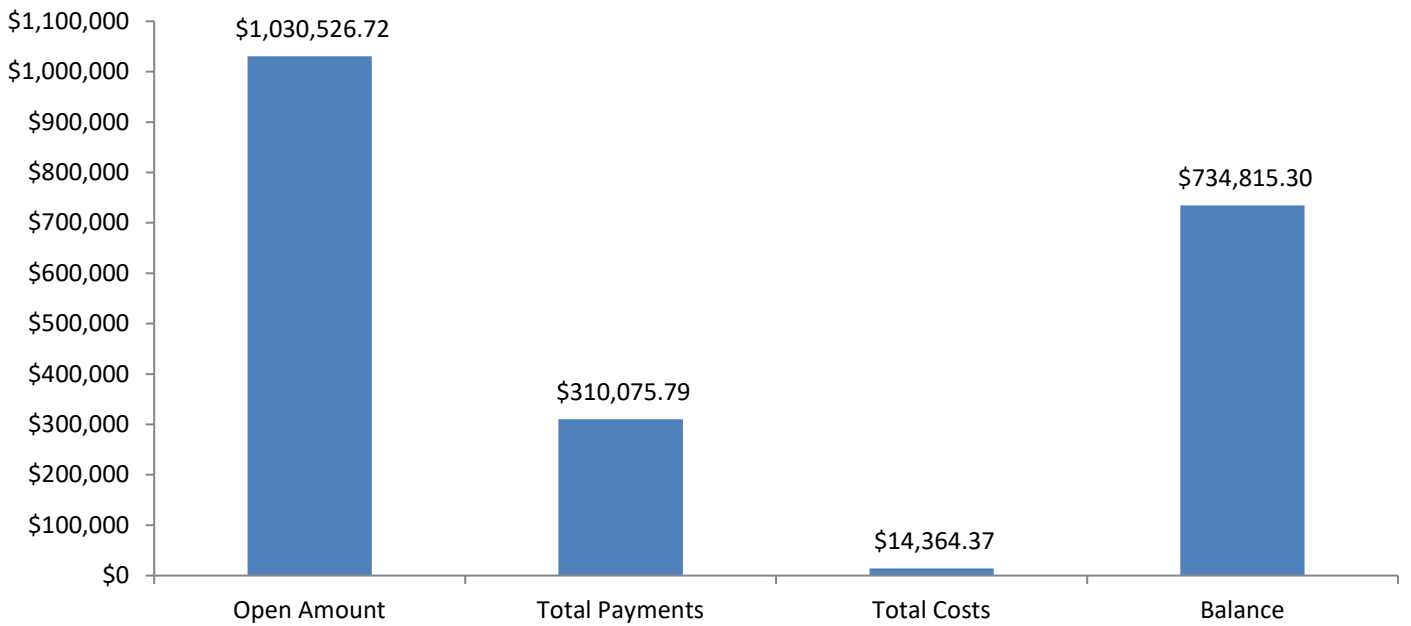


Rates & Charges Calculation 2020/21

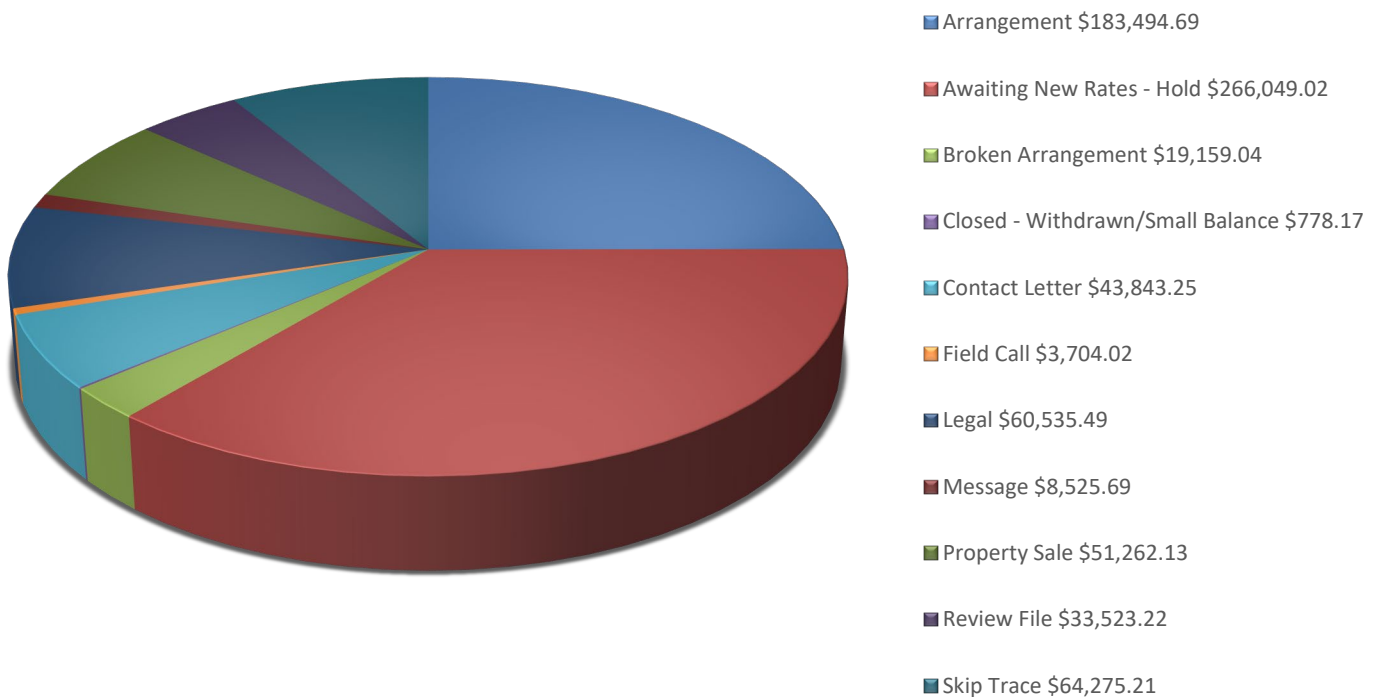
● General Rates ● FSPL ● Garbage ● Recycling ● Municipal Charge



CollectAU Debt Collection Report Summary



CollectAU Debt Collection Account Status



Account No.	Status	Principal	Payments	Costs	Balance
32280	Property Sale	\$3,475.31	\$0.00	\$0.00	\$3,475.31
32281	Broken Arrangement	\$15,716.58	\$2,200.00	\$550.00	\$14,066.58
32282	Contact Letter	\$10,507.48	\$0.00	\$0.00	\$10,507.48
32283	Legal	\$4,621.87	\$0.00	\$1,032.80	\$5,654.67
32284	Legal	\$6,127.19	\$0.00	\$1,200.80	\$7,327.99
32285	Property Sale	\$22,390.61	\$0.00	\$4,868.61	\$27,259.22
32289	Paid - Closed	\$58,276.46	\$60,457.26	\$2,180.80	\$0.00
32393	Legal	\$14,199.90	\$0.00	\$2,764.40	\$16,964.30
32736	Property Sale	\$17,633.09	\$0.00	\$0.00	\$17,633.09
38970	Paid - Closed	\$11,099.67	\$11,099.67	\$0.00	\$0.00
38971	Arrangement	\$14,227.71	\$800.00	\$0.00	\$13,427.71
38972	Paid - Closed	\$1,839.66	\$2,179.32	\$0.00	-\$339.66
38973	Arrangement	\$4,357.36	\$500.00	\$0.00	\$3,857.36
38974	Arrangement	\$5,767.45	\$600.00	\$0.00	\$5,167.45
38975	Arrangement	\$3,300.63	\$140.00	\$0.00	\$3,160.63
38976	Awaiting New Rates - Hold	\$184.00	\$0.00	\$0.00	\$184.00
38977	Awaiting New Rates - Hold	\$852.87	\$0.00	\$0.00	\$852.87
38978	Awaiting New Rates - Hold	\$880.98	\$0.00	\$0.00	\$880.98
38979	Awaiting New Rates - Hold	\$574.92	\$0.00	\$0.00	\$574.92
38980	Paid - Closed	\$3,094.91	\$3,094.91	\$0.00	\$0.00
38981	Arrangement	\$1,768.54	\$400.00	\$0.00	\$1,368.54
38982	Legal	\$14,909.28	\$0.00	\$1,500.80	\$16,410.08
38983	Arrangement	\$1,240.01	\$1,032.49	\$0.00	\$207.52
38984	Awaiting New Rates - Hold	\$4,034.97	\$0.00	\$0.00	\$4,034.97
38985	Paid - Closed	\$804.79	\$804.79	\$0.00	\$0.00
38986	Paid - Closed	\$7,815.88	\$7,815.88	\$0.00	\$0.00
38987	Arrangement	\$13,246.30	\$800.00	\$0.00	\$12,446.30
38988	Paid - Closed	\$255.64	\$255.64	\$0.00	\$0.00
38989	Paid - Closed	\$957.68	\$957.68	\$0.00	\$0.00
38990	Paid - Closed	\$239.00	\$239.00	\$0.00	\$0.00
38991	Paid - Closed	\$322.00	\$322.00	\$0.00	\$0.00
38992	Paid - Closed	\$234.16	\$234.16	\$0.00	\$0.00
38993	Contact Letter	\$5,753.02	\$200.00	\$0.00	\$5,553.02
38994	Arrangement	\$6,787.68	\$1,300.00	\$0.00	\$5,487.68
38995	Awaiting New Rates - Hold	\$407.89	\$0.00	\$0.00	\$407.89
38996	Arrangement	\$1,486.63	\$128.00	\$0.00	\$1,358.63
38997	Skip Trace	\$9,333.45	\$0.00	\$0.00	\$9,333.45
38998	Awaiting New Rates - Hold	\$4,487.81	\$0.00	\$0.00	\$4,487.81
38999	Closed - Withdrawn/Small Balance	\$493.00	\$0.00	\$0.00	\$493.00
39000	Awaiting New Rates - Hold	\$914.01	\$0.00	\$0.00	\$914.01
39001	Arrangement	\$1,343.45	\$0.00	\$0.00	\$1,343.45
39002	Awaiting New Rates - Hold	\$1,484.31	\$0.00	\$0.00	\$1,484.31
39003	Awaiting New Rates - Hold	\$206.00	\$0.00	\$0.00	\$206.00
39004	Paid - Closed	\$2,790.56	\$2,790.56	\$0.00	\$0.00
39005	Paid - Closed	\$3,667.50	\$3,667.50	\$0.00	\$0.00
39006	Paid - Closed	\$3,407.93	\$3,407.93	\$0.00	\$0.00
39007	Paid - Closed	\$712.34	\$712.34	\$0.00	\$0.00
39008	Awaiting New Rates - Hold	\$3,722.08	\$0.00	\$0.00	\$3,722.08
39009	Awaiting New Rates - Hold	\$2,663.55	\$900.00	\$0.00	\$1,763.55
39010	Paid - Closed	\$3,553.38	\$3,553.38	\$0.00	\$0.00
39011	Contact Letter	\$1,173.13	\$0.00	\$0.00	\$1,173.13
39012	Awaiting New Rates - Hold	\$14,246.60	\$0.00	\$0.00	\$14,246.60
39013	Awaiting New Rates - Hold	\$1,745.94	\$0.00	\$0.00	\$1,745.94
39014	Paid - Closed	\$2,481.11	\$2,481.11	\$0.00	\$0.00
39015	Awaiting New Rates - Hold	\$22,377.17	\$0.00	\$0.00	\$22,377.17
39016	Awaiting New Rates - Hold	\$5,066.70	\$0.00	\$0.00	\$5,066.70
39017	Awaiting New Rates - Hold	\$9,977.26	\$0.00	\$0.00	\$9,977.26

Account No.	Status	Principal	Payments	Costs	Balance
39018	Paid - Closed	\$3,227.03	\$3,227.03	\$0.00	\$0.00
39019	Awaiting New Rates - Hold	\$7,243.70	\$0.00	\$0.00	\$7,243.70
39020	Arrangement	\$3,467.45	\$1,000.00	\$0.00	\$2,467.45
39021	Paid - Closed	\$5,062.34	\$5,062.34	\$0.00	\$0.00
39022	Arrangement	\$3,147.25	\$2,100.00	\$0.00	\$1,047.25
39023	Paid - Closed	\$973.03	\$973.03	\$0.00	\$0.00
39024	Awaiting New Rates - Hold	\$1,961.06	\$0.00	\$0.00	\$1,961.06
39025	Awaiting New Rates - Hold	\$198.72	\$0.00	\$0.00	\$198.72
39026	Paid - Closed	\$8,447.98	\$8,447.98	\$0.00	\$0.00
39027	Message	\$3,565.93	\$0.00	\$0.00	\$3,565.93
39028	Paid - Closed	\$1,676.20	\$1,676.20	\$0.00	\$0.00
39029	Paid - Closed	\$2,319.41	\$2,319.41	\$0.00	\$0.00
39030	Paid - Closed	\$1,296.00	\$1,296.00	\$0.00	\$0.00
39031	Skip Trace	\$1,450.94	\$0.00	\$0.00	\$1,450.94
39032	Paid - Closed	\$524.01	\$524.01	\$0.00	\$0.00
39033	Arrangement	\$2,846.97	\$2,500.00	\$0.00	\$346.97
39034	Contact Letter	\$7,450.96	\$40.00	\$0.00	\$7,410.96
39035	Paid - Closed	\$1,484.49	\$1,400.00	\$0.00	\$84.49
39036	Awaiting New Rates - Hold	\$614.20	\$0.00	\$0.00	\$614.20
39037	Awaiting New Rates - Hold	\$3,142.36	\$0.00	\$0.00	\$3,142.36
39038	Awaiting New Rates - Hold	\$524.03	\$0.00	\$0.00	\$524.03
39039	Paid - Closed	\$3,732.10	\$3,732.10	\$0.00	\$0.00
39040	Review File	\$1,098.99	\$600.00	\$0.00	\$498.99
39041	Awaiting New Rates - Hold	\$1,117.28	\$0.00	\$0.00	\$1,117.28
39042	Awaiting New Rates - Hold	\$543.28	\$0.00	\$0.00	\$543.28
39043	Skip Trace	\$10,161.74	\$0.00	\$0.00	\$10,161.74
39044	Paid - Closed	\$935.71	\$935.71	\$0.00	\$0.00
39045	Awaiting New Rates - Hold	\$815.57	\$0.00	\$0.00	\$815.57
39046	Arrangement	\$2,756.85	\$100.00	\$0.00	\$2,656.85
39047	Awaiting New Rates - Hold	\$2,246.70	\$0.00	\$0.00	\$2,246.70
39048	Awaiting New Rates - Hold	\$396.60	\$0.00	\$0.00	\$396.60
39049	Arrangement	\$8,861.12	\$50.00	\$0.00	\$8,811.12
39050	Closed - Withdrawn/Small Balance	\$188.61	\$0.00	\$0.00	\$188.61
39051	Paid - Closed	\$8,262.80	\$8,262.80	\$0.00	\$0.00
39052	Paid - Closed	\$5,618.05	\$5,618.05	\$0.00	\$0.00
39053	Paid - Closed	\$8,705.64	\$8,705.64	\$0.00	\$0.00
39054	Awaiting New Rates - Hold	\$426.50	\$0.00	\$0.00	\$426.50
39055	Awaiting New Rates - Hold	\$4,271.18	\$0.00	\$0.00	\$4,271.18
39056	Paid - Closed	\$406.00	\$406.00	\$0.00	\$0.00
39057	Paid - Closed	\$767.00	\$767.00	\$0.00	\$0.00
39058	Paid - Closed	\$414.00	\$414.00	\$0.00	\$0.00
39059	Paid - Closed	\$1,002.00	\$1,002.00	\$0.00	\$0.00
39060	Arrangement	\$12,910.56	\$800.00	\$0.00	\$12,110.56
39061	Arrangement	\$4,709.87	\$200.00	\$0.00	\$4,509.87
39062	Paid - Closed	\$838.16	\$838.16	\$0.00	\$0.00
39063	Field Call	\$3,704.02	\$0.00	\$0.00	\$3,704.02
39064	Arrangement	\$1,515.10	\$100.00	\$0.00	\$1,415.10
39065	Contact Letter	\$3,140.79	\$800.00	\$0.00	\$2,340.79
39066	Broken Arrangement	\$2,173.37	\$300.00	\$0.00	\$1,873.37
39067	Awaiting New Rates - Hold	\$2,133.88	\$0.00	\$0.00	\$2,133.88
39068	Awaiting New Rates - Hold	\$340.00	\$0.00	\$0.00	\$340.00
39069	Arrangement	\$3,298.54	\$200.00	\$0.00	\$3,098.54
39070	Paid - Closed	\$1,945.88	\$1,945.88	\$0.00	\$0.00
39071	Awaiting New Rates - Hold	\$1,375.01	\$0.00	\$0.00	\$1,375.01
39072	Awaiting New Rates - Hold	\$10,487.53	\$0.00	\$0.00	\$10,487.53
39073	Paid - Closed	\$2,089.77	\$2,089.77	\$0.00	\$0.00
39074	Paid - Closed	\$1,527.36	\$1,527.36	\$0.00	\$0.00

Account No.	Status	Principal	Payments	Costs	Balance
39075	Paid - Closed	\$342.00	\$342.00	\$0.00	\$0.00
39076	Skip Trace	\$3,505.50	\$0.00	\$0.00	\$3,505.50
39077	Arrangement	\$6,093.19	\$5,525.00	\$0.00	\$568.19
39078	Paid - Closed	\$1,602.91	\$1,602.91	\$0.00	\$0.00
39079	Awaiting New Rates - Hold	\$2,999.68	\$0.00	\$0.00	\$2,999.68
39080	Review File	\$2,746.02	\$40.00	\$0.00	\$2,706.02
39081	Paid - Closed	\$216.08	\$216.08	\$0.00	\$0.00
39082	Paid - Closed	\$200.00	\$200.00	\$0.00	\$0.00
39083	Paid - Closed	\$2,438.30	\$2,438.30	\$0.00	\$0.00
39084	Awaiting New Rates - Hold	\$2,982.96	\$0.00	\$0.00	\$2,982.96
39085	Arrangement	\$6,205.39	\$400.00	\$0.00	\$5,805.39
39086	Awaiting New Rates - Hold	\$1,142.90	\$0.00	\$0.00	\$1,142.90
39087	Awaiting New Rates - Hold	\$883.61	\$0.00	\$0.00	\$883.61
39088	Paid - Closed	\$352.35	\$352.35	\$0.00	\$0.00
39089	Awaiting New Rates - Hold	\$1,755.00	\$1,000.00	\$0.00	\$755.00
39090	Paid - Closed	\$1,240.21	\$1,240.21	\$0.00	\$0.00
39091	Awaiting New Rates - Hold	\$1,403.00	\$0.00	\$0.00	\$1,403.00
39092	Awaiting New Rates - Hold	\$573.80	\$300.00	\$0.00	\$273.80
39093	Paid - Closed	\$988.51	\$988.51	\$0.00	\$0.00
39094	Paid - Closed	\$385.70	\$385.70	\$0.00	\$0.00
39095	Arrangement	\$7,575.90	\$1,500.00	\$0.00	\$6,075.90
39096	Arrangement	\$1,000.62	\$400.00	\$0.00	\$600.62
39097	Awaiting New Rates - Hold	\$859.83	\$0.00	\$0.00	\$859.83
39098	Paid - Closed	\$688.67	\$688.67	\$0.00	\$0.00
39099	Awaiting New Rates - Hold	\$8,155.94	\$0.00	\$0.00	\$8,155.94
39100	Awaiting New Rates - Hold	\$901.39	\$350.00	\$0.00	\$551.39
39101	Paid - Closed	\$123.00	\$123.00	\$0.00	\$0.00
39102	Paid - Closed	\$1,430.84	\$1,430.84	\$0.00	\$0.00
39103	Arrangement	\$2,219.25	\$0.00	\$0.00	\$2,219.25
39104	Paid - Closed	\$681.00	\$681.00	\$0.00	\$0.00
39105	Awaiting New Rates - Hold	\$699.00	\$0.00	\$0.00	\$699.00
39106	Arrangement	\$1,542.22	\$1,400.00	\$0.00	\$142.22
39107	Awaiting New Rates - Hold	\$4,656.18	\$0.00	\$0.00	\$4,656.18
39108	Paid - Closed	\$1,571.62	\$1,671.62	\$0.00	-\$100.00
39109	Paid - Closed	\$6,502.37	\$6,502.37	\$0.00	\$0.00
39110	Awaiting New Rates - Hold	\$1,887.06	\$0.00	\$0.00	\$1,887.06
39111	Arrangement	\$4,587.18	\$700.00	\$0.00	\$3,887.18
39112	Awaiting New Rates - Hold	\$986.29	\$0.00	\$0.00	\$986.29
39113	Paid - Closed	\$1,217.54	\$1,200.00	\$0.00	\$17.54
39114	Broken Arrangement	\$3,788.01	\$1,400.00	\$0.00	\$2,388.01
39115	Paid - Closed	\$903.00	\$900.00	\$0.00	\$3.00
39116	Awaiting New Rates - Hold	\$1,820.19	\$0.00	\$0.00	\$1,820.19
39117	Awaiting New Rates - Hold	\$1,521.03	\$0.00	\$0.00	\$1,521.03
39118	Awaiting New Rates - Hold	\$900.95	\$0.00	\$0.00	\$900.95
39119	Awaiting New Rates - Hold	\$2,872.15	\$105.00	\$0.00	\$2,767.15
39120	Awaiting New Rates - Hold	\$9,776.96	\$0.00	\$0.00	\$9,776.96
39121	Awaiting New Rates - Hold	\$489.32	\$0.00	\$0.00	\$489.32
39122	Review File	\$21,837.29	\$100.00	\$0.00	\$21,737.29
39123	Review File	\$5,313.38	\$100.00	\$0.00	\$5,213.38
39124	Broken Arrangement	\$1,881.08	\$1,050.00	\$0.00	\$831.08
39125	Paid - Closed	\$449.00	\$449.00	\$0.00	\$0.00
39126	Message	\$5,259.76	\$300.00	\$0.00	\$4,959.76
39127	Awaiting New Rates - Hold	\$869.77	\$0.00	\$0.00	\$869.77
39128	Contact Letter	\$3,032.90	\$1,600.00	\$0.00	\$1,432.90
39129	Paid - Closed	\$163.00	\$163.00	\$0.00	\$0.00
39130	Arrangement	\$1,680.91	\$280.00	\$30.00	\$1,430.91
39131	Paid - Closed	\$1,127.71	\$1,127.71	\$0.00	\$0.00

Account No.	Status	Principal	Payments	Costs	Balance
39132	Awaiting New Rates - Hold	\$4,042.91	\$305.00	\$0.00	\$3,737.91
39133	Review File	\$1,356.08	\$0.00	\$0.00	\$1,356.08
39134	Arrangement	\$18,315.43	\$240.00	\$0.00	\$18,075.43
39135	Arrangement	\$20,210.62	\$2,250.00	\$0.00	\$17,960.62
39136	Paid - Closed	\$3,729.68	\$3,729.68	\$0.00	\$0.00
39137	Paid - Closed	\$308.00	\$308.00	\$0.00	\$0.00
39138	Skip Trace	\$11,363.99	\$0.00	\$0.00	\$11,363.99
39139	Skip Trace	\$2,925.33	\$0.00	\$0.00	\$2,925.33
39140	Paid - Closed	\$2,068.94	\$2,068.94	\$0.00	\$0.00
39141	Paid - Closed	\$989.91	\$989.91	\$0.00	\$0.00
39142	Paid - Closed	\$1,299.73	\$1,299.73	\$0.00	\$0.00
39143	Awaiting New Rates - Hold	\$388.91	\$0.00	\$0.00	\$388.91
39144	Paid - Closed	\$1,086.96	\$1,086.96	\$0.00	\$0.00
39145	Awaiting New Rates - Hold	\$565.53	\$0.00	\$0.00	\$565.53
39146	Contact Letter	\$6,724.35	\$400.00	\$0.00	\$6,324.35
39147	Paid - Closed	\$1,616.22	\$1,616.22	\$0.00	\$0.00
39148	Paid - Closed	\$4,518.86	\$4,518.86	\$0.00	\$0.00
39149	Paid - Closed	\$1,671.91	\$1,671.91	\$0.00	\$0.00
39150	Awaiting New Rates - Hold	\$3,604.71	\$0.00	\$0.00	\$3,604.71
39151	Awaiting New Rates - Hold	\$1,372.13	\$0.00	\$0.00	\$1,372.13
39152	Arrangement	\$3,872.56	\$2,600.00	\$0.00	\$1,272.56
39153	Paid - Closed	\$12,816.50	\$12,816.50	\$0.00	\$0.00
39154	Paid - Closed	\$838.00	\$838.00	\$0.00	\$0.00
39155	Arrangement	\$15,657.14	\$1,605.00	\$0.00	\$14,052.14
39156	Paid - Closed	\$4,178.71	\$4,178.71	\$0.00	\$0.00
39157	Paid - Closed	\$198.72	\$198.72	\$0.00	\$0.00
39158	Awaiting New Rates - Hold	\$9,962.09	\$0.00	\$0.00	\$9,962.09
39159	Awaiting New Rates - Hold	\$1,831.29	\$175.00	\$0.00	\$1,656.29
39160	Awaiting New Rates - Hold	\$4,149.23	\$0.00	\$0.00	\$4,149.23
39161	Paid - Closed	\$2,445.34	\$2,445.34	\$0.00	\$0.00
39162	Arrangement	\$10,161.08	\$800.00	\$0.00	\$9,361.08
39163	Paid - Closed	\$196.00	\$196.00	\$0.00	\$0.00
39164	Paid - Closed	\$471.00	\$471.00	\$0.00	\$0.00
39165	Awaiting New Rates - Hold	\$4,997.61	\$0.00	\$0.00	\$4,997.61
39166	Arrangement	\$17,744.53	\$1,200.00	\$0.00	\$16,544.53
39167	Paid - Closed	\$4,527.50	\$4,527.50	\$0.00	\$0.00
39168	Paid - Closed	\$754.58	\$754.58	\$0.00	\$0.00
39169	Paid - Closed	\$2,013.00	\$2,013.00	\$0.00	\$0.00
39170	Awaiting New Rates - Hold	\$2,194.64	\$0.00	\$0.00	\$2,194.64
39171	Awaiting New Rates - Hold	\$568.12	\$0.00	\$0.00	\$568.12
39172	Skip Trace	\$1,354.10	\$0.00	\$0.00	\$1,354.10
39173	Skip Trace	\$1,689.92	\$0.00	\$0.00	\$1,689.92
39174	Paid - Closed	\$293.57	\$293.57	\$0.00	\$0.00
39175	Paid - Closed	\$2,451.01	\$2,451.01	\$0.00	\$0.00
39176	Paid - Closed	\$249.00	\$249.00	\$0.00	\$0.00
39177	Awaiting New Rates - Hold	\$1,748.70	\$0.00	\$0.00	\$1,748.70
39178	Skip Trace	\$2,359.26	\$0.00	\$0.00	\$2,359.26
39179	Review File	\$1,400.82	\$550.00	\$0.00	\$850.82
39180	Awaiting New Rates - Hold	\$6,654.98	\$0.00	\$0.00	\$6,654.98
39181	Awaiting New Rates - Hold	\$3,399.69	\$0.00	\$0.00	\$3,399.69
39182	Paid - Closed	\$1,405.17	\$1,405.17	\$0.00	\$0.00
39183	Property Sale	\$951.98	\$0.00	\$0.00	\$951.98
39184	Awaiting New Rates - Hold	\$1,365.44	\$0.00	\$0.00	\$1,365.44
39185	Contact Letter	\$2,280.54	\$130.00	\$15.00	\$2,165.54
39186	Paid - Closed	\$4,361.26	\$4,361.26	\$0.00	\$0.00
39187	Skip Trace	\$1,550.79	\$0.00	\$0.00	\$1,550.79

Account No.	Status	Principal	Payments	Costs	Balance
39188	Closed - Withdrawn/Small Balance	\$211.00	\$114.44	\$0.00	\$96.56
39189	Awaiting New Rates - Hold	\$585.82	\$0.00	\$0.00	\$585.82
39190	Paid - Closed	\$194.00	\$194.00	\$0.00	\$0.00
39191	Awaiting New Rates - Hold	\$606.06	\$0.00	\$0.00	\$606.06
39192	Paid - Closed	\$1,812.68	\$1,812.68	\$0.00	\$0.00
39193	Paid - Closed	\$2,146.09	\$2,146.09	\$0.00	\$0.00
39194	Paid - Closed	\$1,316.42	\$1,316.42	\$0.00	\$0.00
39195	Legal	\$13,957.29	\$0.00	\$221.16	\$14,178.45
39196	Paid - Closed	\$641.31	\$641.31	\$0.00	\$0.00
39197	Awaiting New Rates - Hold	\$1,185.92	\$0.00	\$0.00	\$1,185.92
39198	Arrangement	\$1,609.69	\$400.00	\$0.00	\$1,209.69
39199	Awaiting New Rates - Hold	\$14,470.75	\$0.00	\$0.00	\$14,470.75
39200	Paid - Closed	\$308.25	\$308.25	\$0.00	\$0.00
39201	Contact Letter	\$2,168.88	\$100.00	\$0.00	\$2,068.88
39202	Awaiting New Rates - Hold	\$2,312.28	\$0.00	\$0.00	\$2,312.28
39203	Awaiting New Rates - Hold	\$12,527.54	\$0.00	\$0.00	\$12,527.54
39204	Contact Letter	\$5,046.20	\$180.00	\$0.00	\$4,866.20
39205	Paid - Closed	\$1,097.18	\$1,097.18	\$0.00	\$0.00
39206	Awaiting New Rates - Hold	\$812.24	\$150.00	\$0.00	\$662.24
39207	Paid - Closed	\$1,517.10	\$1,517.10	\$0.00	\$0.00
39208	Awaiting New Rates - Hold	\$4,878.61	\$0.00	\$0.00	\$4,878.61
39209	Paid - Closed	\$329.00	\$329.00	\$0.00	\$0.00
39210	Awaiting New Rates - Hold	\$13,367.72	\$0.00	\$0.00	\$13,367.72
39211	Skip Trace	\$10,839.44	\$0.00	\$0.00	\$10,839.44
39212	Awaiting New Rates - Hold	\$2,905.08	\$300.00	\$0.00	\$2,605.08
39213	Awaiting New Rates - Hold	\$2,568.53	\$0.00	\$0.00	\$2,568.53
39214	Skip Trace	\$4,776.04	\$0.00	\$0.00	\$4,776.04
39215	Review File	\$1,860.64	\$700.00	\$0.00	\$1,160.64
39216	Awaiting New Rates - Hold	\$1,988.71	\$0.00	\$0.00	\$1,988.71
39217	Property Sale	\$963.60	\$0.00	\$0.00	\$963.60
39218	Paid - Closed	\$9,183.47	\$9,183.47	\$0.00	\$0.00
39219	Skip Trace	\$1,920.95	\$0.00	\$0.00	\$1,920.95
39220	Paid - Closed	\$1,071.42	\$1,071.42	\$0.00	\$0.00
39221	Skip Trace	\$1,043.76	\$0.00	\$0.00	\$1,043.76
39222	Property Sale	\$978.93	\$0.00	\$0.00	\$978.93
39223	Awaiting New Rates - Hold	\$303.05	\$0.00	\$0.00	\$303.05
39224	Awaiting New Rates - Hold	\$381.12	\$0.00	\$0.00	\$381.12
39225	Awaiting New Rates - Hold	\$672.33	\$0.00	\$0.00	\$672.33
39226	Awaiting New Rates - Hold	\$640.68	\$0.00	\$0.00	\$640.68
39227	Paid - Closed	\$256.50	\$256.50	\$0.00	\$0.00
39228	Awaiting New Rates - Hold	\$2,779.93	\$0.00	\$0.00	\$2,779.93
39229	Paid - Closed	\$255.64	\$255.64	\$0.00	\$0.00
39230	Paid - Closed	\$269.00	\$269.00	\$0.00	\$0.00
39231	Paid - Closed	\$315.70	\$315.70	\$0.00	\$0.00
39232	Paid - Closed	\$385.66	\$385.66	\$0.00	\$0.00
Grand Total		\$1,030,526.72	\$310,075.79	\$14,364.37	\$734,815.30

14.3 Local Government Performance Reporting – prepared by Tammy Smith, Director Business Strategy and Performance

SUMMARY

In accordance with the *Local Government Act 2020* and the Local Government (Planning and Reporting) Regulations 2020, Council is required to have an integrated approach to strategic planning with the requirement that monitoring and performance reporting is to be adopted.

Section 131 of the *Local Government Act 1989* and Schedule 1 – Annual Report Governance and Management Checklist in Report of Operations contained within the *Local Government Act 2020* requires Performance Reports to be prepared six monthly to monitor Council's financial and non-financial performance.

RECOMMENDATION

That Council:

- a) Adopt the Local Government half yearly Performance Report, consisting of the Statement of Operations and Statement of Performance as presented to Council.

ATTACHMENTS

[Attachment: Local Government Performance Report – Half Yearly Report](#)

DISCUSSION

In November 2019 Yarriambiack Shire Council adopted the Performance Reporting Framework. The Framework contains the structure for reporting financial and non-financial performance indicators on a periodic basis to Council.

At the Council meeting held on the 27 January 2021 management provided the Finance Report, Permits issued by Council, and the non-financial Performance Reporting indicators for review and adoption. The financial indicators and performance reporting half yearly report was delayed until the March meeting.

The half yearly report as attached provides the results and commentary as of 31 December for the Report of Operations and Performance Statement. The report is a guide to assessing Council's strategic risks and monitoring organisational performance.

COUNCIL PLANS AND POLICIES

Council Plan 2017-2021

Strategic Objective 1 – Good Governance.

The Performance Reporting Framework has been developed based on best practice guidance and to manage Council's strategic and operational risks.

RELATED COUNCIL DECISIONS

Non-Financial Performance Reporting Report presented at the 27 January 2021 Council Meeting.

OPTIONS

Not Applicable.

AGENDA	Ordinary Meeting of Council
Issue Date: 24 March 2021	

SUSTAINABILITY IMPLICATIONS

Council must give effect to the overarching governance principles in section 9 of the Local Government Act 2020, when considering sustainability implications.

Financial: Yarriambiack Shire Council is heavily reliant on operational and capital grants as a source of revenue funding. This poses a significant financial risk to Council. The reduction in the rate cap decreases Councils' ability to raise source revenue.

COMMUNITY ENGAGEMENT

Engagement has not been undertaken to develop the Performance Reporting Framework.

In accordance with section 9 of the Local Government Act 2020, Council must in the performance of its role give effect to the overarching governance principles.

The financial and non-financial performance indicators are utilised as a tool for decision making to achieve good governance.

Council has a draft Community Engagement Policy that will outline the specific engagement activities that will occur in the near future when reviewing policies, procedures and plans.

RISK

Utilising the Risk Management Framework 2019, the following assessment has been made:

<i>Risk Rating</i>	<i>Consequence</i>	<i>Risk Description</i>	<i>Action</i>
High	Major	Council's limited ability to raise funds / source revenue.	Review service level plans to decrease expenditure. Implement ICT systems to create business efficiencies. Lobby State and Federal Government for new and recurrent Grant options.
Medium	Major	Lack of Robust systems and processes to prevent Fraud	The Performance Reporting Framework implements processes and systems to monitor and assist with the prevention of fraudulent activities.

REGIONAL, STATE AND NATIONAL PLANS AND POLICIES

Not applicable

CONFLICTS OF INTEREST

All officers involved in the preparation of this report have declared that they do not have a conflict of interest in the subject matter of this report.

PERFORMANCE STATEMENT						
Sustainable Capacity Indicators						
	Results	Results	Results	Half Yearly Results		
<i>Indicator / measure</i> [formula]	2018	2019	2020	30-Dec-20		Comments
Population						
C1 <i>Expenses per head of municipal population</i> [Total expenses / Municipal population]	\$3,460.24	\$3,297.32	\$3,107.69	\$1,552.49		Half yearly measure.
C2 <i>Infrastructure per head of municipal population</i> [Value of infrastructure / Municipal population]	\$24,122.53	\$21,094.11	\$20,901.47	\$21,296.43		
C3 <i>Population density per length of road</i> [Municipal population / Kilometres of local roads]	1.41	1.40	1.39	1.41		
Own-source revenue						
C4 <i>Own-source revenue per head of municipal population</i> [Own-source revenue / Municipal population]	\$1,984.91	\$2,074.10	\$1,972.81	\$2,176.53		
Recurrent grants						
C5 <i>Recurrent grants per head of municipal population</i> [Recurrent grants / Municipal population]	\$1,858.46	\$1,357.56	\$1,320.07	\$958.88		Timing of grants received will influence this indicator.
Disadvantage						
C6 <i>Relative Socio-Economic Disadvantage</i> [Index of Relative Socio-Economic Disadvantage by decile]	2.00	1.00	1.00	1.00		
Workforce turnover						
C7 <i>Percentage of staff turnover</i> [Number of permanent staff resignations and terminations / Average number of permanent staff for the financial year] x100	13.8%	8.7%	9.0%	12.3%		Increase in turn over due to 12 staff employed through the Working for Victoria Program contracts expiring. The staff were temporary fixed term employees between July and December 2020.
Service Performance Indicators						
	Results	Results	Results	Half Yearly Results		
<i>Service/indicator/measure</i>	2018	2019	2020	2021		Comments
Aquatic Facilities						
Utilisation						
AF6 <i>Utilisation of aquatic facilities</i> [Number of visits to aquatic facilities / Municipal population]	0.51	0.48	0.51	0.07		The Hopetoun Pool opened from 30 November 2020. Results are between 30 November to 31 Decemebr 2020.
Animal Management						
Health and safety						
AM7 <i>Animal management prosecutions</i> [Number of successful animal management prosecutions]	New in 2020	New in 2020	New in 2020	0%		
Food Safety						
Health and safety						
FS4 <i>Critical and major non-compliance outcome notifications</i> [Number of critical non-compliance outcome notifications and major non-compliance notifications about a food premises followed up / Number of critical non-compliance outcome notifications and major non-compliance notifications about a food premises] x100	100.00%	100.00%	100.00%	0.00%		
Governance						
Satisfaction						
G5 <i>Satisfaction with council decisions</i> [Community satisfaction rating out of 100 with how council has performed in making decisions in the interest of the community]	61.00	61.00	63.00	0.00		Community Satisfaction Survey currently in progress.
Libraries						
Participation						
LB4 <i>Active library borrowers in municipality</i> [Number of active library borrowers in the last three years / The sum of the population for the last three years] x100	10.49%	9.34%	8.92%	3.79%		
Maternal and Child Health (MCH)						
Participation						
MC4 <i>Participation in the MCH service</i> [Number of children who attend the MCH service at least once (in the year) / Number of children enrolled in the MCH service] x100	88.62%	75.26%	93.35%	56.29%		Half yearly results, estimated to increase by 30 June 2021.
MC5 <i>Participation in the MCH service by Aboriginal children</i> [Number of Aboriginal children who attend the MCH service at least once (in the year) / Number of Aboriginal children enrolled in the MCH service] x100	66.67%	100.00%	100.00%	53.33%		Half yearly results, estimated to increase by 30 June 2021.
Roads						
Satisfaction						
R5 <i>Satisfaction with sealed local roads</i> [Community satisfaction rating out of 100 with how council has performed on the condition of sealed local roads]	38.00	38.00	42.00	0.00		Community Satisfaction Survey currently in progress.
Statutory Planning						
Decision making						
SP4 <i>Council planning decisions upheld at VCAT</i> [Number of VCAT decisions that did not set aside council's decision in relation to a planning application / Number of VCAT decisions in relation to planning applications] x100	0.00%	0.00%	0.00%	0.00%		
Waste Collection						
Waste diversion						
WC5 <i>Kerbside collection waste diverted from landfill</i> [Weight of recyclables and green organics collected from kerbside bins / Weight of garbage, recyclables and green organics collected from kerbside bins] x100	23.44%	25.31%	24.78%	26.05%		

Financial Performance Indicators									
Dimension/ <i>indicator /measure</i>	Results 2018	Results 2019	Results 2020	Half Yearly Results 2021	Forecasts				Material Variations and Comments
					2022	2023	2024	2025	
Efficiency									
Expenditure level									
E2 <i>Expenses per property assessment</i> [Total expenses / Number of property assessments]	\$3,275.86	\$3,143.29	\$2,955.86	\$1,472.43	\$3,320.55	\$3,412.21	\$3,507.18	\$0.00	Expenses incurred as at 31 December 2020. Half yearly result.
Revenue level									
E4 <i>Average rate per property assessment</i> [General rates and Municipal charges / Number of property	New in 2020	New in 2020	New in 2020	\$1,653.71	\$1,685.45	\$1,719.40	\$1,753.84	\$2,311.00	
Liquidity									
Working capital									
L1 <i>Current assets compared to current liabilities</i> [Current assets / Current liabilities] x100	159.21%	176.23%	265.80%	335.69%	148.93%	115.53%	85.22%	0.00%	Current assests increased due to financial investments being moved from long term to short term and inventory on hand
Unrestricted cash									
L2 <i>Unrestricted cash compared to current liabilities</i> [Unrestricted cash / Current liabilities] x100	101.09%	118.17%	145.37%	48.47%	66.51%	41.70%	18.29%	0.00%	Half yearly results, timing of cash received (grants). Balance of unrestricted cash was \$9.558 million at 30 June 2020, compared to \$5.572 million at 31 December 2020.
Obligations									
Loans and borrowings									
O2 <i>Loans and borrowings compared to rates</i> [Interest bearing loans and borrowings / Rate revenue] x100	3.10%	1.02%	0.81%	0.53%	0.28%	0.12%	0.00%	0.00%	
O3 <i>Loans and borrowings repayments compared to rates</i> [Interest and principal repayments on interest bearing loans and borrowings / Rate revenue] x100	2.02%	1.30%	0.17%	0.00%	0.64%	0.60%	0.49%	0.00%	
Indebtedness									
O4 <i>Non-current liabilities compared to own source revenue</i> [Non-current liabilities / Own source revenue] x100	4.47%	4.08%	4.72%	9.00%	4.15%	4.04%	4.03%	0.00%	
Asset renewal and upgrade									
O5 <i>Asset renewal and upgrade compared to depreciation</i> [Asset renewal and asset upgrade expense / Asset depreciation] x100	New in 2020	New in 2020	New in 2020	0.00%	112.17%	111.07%	110.01%	0.00%	
Operating position									
Adjusted underlying result									
OP1 <i>Adjusted underlying surplus (or deficit)</i> [Adjusted underlying surplus (deficit)/ Adjusted underlying revenue] x100	9.97%	7.31%	10.90%	50.49%	-0.36%	-2.10%	-3.01%	100.00%	
Stability									
Rates concentration									
S1 <i>Rates compared to adjusted underlying revenue</i> [Rate revenue / Adjusted underlying revenue] x100	45.72%	50.05%	52.78%	61.40%	56.75%	57.31%	57.37%	100.00%	
Rates effort									
S2 <i>Rates compared to property values</i> [Rate revenue / Capital improved value of rateable properties in the municipality] x100	0.62%	0.63%	0.57%	0.47%	0.48%	0.49%	0.49%	0.64%	

REPORT OF OPERATIONS					
Service Performance Indicators		Results	Results	Results	
Service / <i>indicator</i> / measure		2018	2019	2020	2021
		Comments			
Aquatic Facilities					
Service standard					
AF2 <i>Health inspections of aquatic facilities</i> [Number of authorised officer inspections of Council aquatic facilities / Number of Council aquatic facilities]	1.00	1.00	0.00	0.00	The Hopetoun Pool opened from 30 November 2020. Results are between 30 November to 31 Decemebr 2020.
Utilisation					
AF6 <i>Utilisation of aquatic facilities</i> [Number of visits to aquatic facilities / Municipal population]	0.51	0.48	0.51	0.07	
Service cost					
AF7 <i>Cost of aquatic facilities</i> [Direct cost of aquatic facilities less income received / Number of visits to aquatic facilities]	New in 2020	New in 2020	New in 2020	\$94.97	<i>Note</i> : From 2020, this measure replaced two previous measures: 'Cost of indoor aquatic facilities' and 'Cost of outdoor aquatic facilities', see retired measures.
Animal Management					
Timeliness					
AM1 <i>Time taken to action animal management requests</i> [Number of days between receipt and first response action for all animal management requests / Number of animal management requests]	2.00	1.14	1.24	1.17	
Service standard					
AM2 <i>Animals reclaimed</i> [Number of animals reclaimed / Number of animals collected] x100	76.92%	73.45%	57.28%	85.11%	
AM5 <i>Animals rehomed</i> [Number of animals rehomed / Number of animals collected] x100	New in 2020	New in 2020	New in 2020	34.04%	
Service cost					
AM6 <i>Cost of animal management service per population</i> [Direct cost of the animal management service / Population]	New in 2020	New in 2020	New in 2020	\$9.92	<i>Note</i> : This measure is replacing previous 'Cost of animal management service' which was based on cost per number of registered animals, see retired measures.
Health and safety					
AM7 <i>Animal management prosecutions</i> [Number of successful animal management prosecutions / Number of animal management prosecutions] x 100	New in 2020	New in 2020	New in 2020	0.00%	<i>Note</i> : This measure is replacing previous 'Animal management prosecutions' which was a measure of number, not proportion, see retired measures.
Food Safety					
Timeliness					
FS1 <i>Time taken to action food complaints</i> [Number of days between receipt and first response action for all food complaints / Number of food complaints]	1.00	2.00	2.75	3.83	Costs incurred to 31 December 2020. Costs to increase by 30 June 2021.
Service standard					
FS2 <i>Food safety assessments</i> [Number of registered class 1 food premises and class 2 food premises that receive an annual food safety assessment in accordance with the Food Act 1984 / Number of registered class 1 food premises and class 2 food premises that require an annual food safety assessment in accordance with the Food Act 1984] x100	69.51%	109.41%	50.60%	34.94%	
Service cost					
FS3 <i>Cost of food safety service</i> [Direct cost of the food safety service / Number of food premises registered or notified in accordance with the Food Act 1984]	\$779.91	\$820.55	\$802.32	\$481.58	
Health and safety					
FS4 <i>Critical and major non-compliance outcome notifications</i> [Number of critical non-compliance outcome notifications and major non-compliance notifications about a food premises followed up / Number of critical non-compliance outcome notifications and major non-compliance notifications about a food premises] x100	100.00%	100.00%	100.00%	0.00%	
Governance					
Transparency					
G1 <i>Council decisions made at meetings closed to the public</i> [Number of Council resolutions made at ordinary or special meetings of Council, or at meetings of a special committee consisting only of Councillors, closed to the public / Number of Council resolutions made at ordinary or special meetings of Council or at meetings of a special committee consisting only of Councillors] x100	10.98%	17.33%	15.38%	10.53%	Community Satisfaction Survey currently in progress.
Consultation and engagement					
G2 <i>Satisfaction with community consultation and engagement</i> Community satisfaction rating out of 100 with how Council has performed on community consultation and engagement	60.00	62.00	63.00	0.00	
Attendance					
G3 <i>Councillor attendance at council meetings</i> [The sum of the number of Councillors who attended each ordinary and special Council meeting / (Number of ordinary and special Council meetings) × (Number of Councillors elected at the last Council general election)] x100	93.33%	92.86%	82.65%	91.43%	Costs incurred to 31 December 2020. Costs to increase by 30 June 2021.
Service cost					
G4 <i>Cost of elected representation</i> [Direct cost of the governance service / Number of Councillors elected at the last Council general election]	\$32,782.71	\$31,683.14	\$32,429.14	\$23,789.80	
Satisfaction					
G5 <i>Satisfaction with council decisions</i> [Community satisfaction rating out of 100 with how council has performed in making decisions in the interest of the community]	61.00	61.00	63.00	0.00	Community Satisfaction Survey currently in progress.
Libraries					
Utilisation					
LB1 <i>Physical library collection usage</i> [Number of physical library collection item loans / Number of physical library collection items]	1.40	1.32	1.28	0.22	<i>Note</i> : From 2019-20, this indicator measures the performance of physical library items as a subset of the wider library collection.
Resource standard					
LB2 <i>Recently purchased library collection</i>	44.49%	42.27%	40.04%	43.82%	

[Number of library collection items purchased in the last 5 years / Number of library collection items] x100					
Participation					
LB4	Active library borrowers in municipality [Number of active library borrowers in the last three years / The sum of the population for the last three years] x100	10.49%	9.34%	8.92%	3.79%
Service cost					
LB5	Cost of library service per population [Direct cost of the library service / Population]	New in 2020	New in 2020	New in 2020	\$18.02
<i>Note : This measure is replacing the previous 'Cost of library service' indicator which measured based on number of visits, see retired measures.</i>					
Maternal and Child Health (MCH)					
Service standard					
MC2	Infant enrolments in the MCH service [Number of infants enrolled in the MCH service (from birth notifications received) / Number of birth notifications received] x100	96.92%	100.00%	98.28%	100.00%
Service cost					
MC3	Cost of the MCH service [Cost of the MCH service / Hours worked by MCH nurses]	\$105.86	\$113.72	\$121.94	\$112.09
Participation					
MC4	Participation in the MCH service [Number of children who attend the MCH service at least once (in the year) / Number of children enrolled in the MCH service] x100	88.62%	75.26%	93.35%	56.29%
Participation					
MC5	Participation in the MCH service by Aboriginal children [Number of Aboriginal children who attend the MCH service at least once (in the year) / Number of Aboriginal children enrolled in the MCH service] x100	66.67%	100.00%	100.00%	53.33%
Satisfaction					
MC6	Participation in 4-week Key Age and Stage visit [Number of 4-week key age and stage visits / Number of birth notifications received] x100	New in 2020	New in 2020	New in 2020	91.18%
Roads					
Satisfaction of use					
R1	Sealed local road requests [Number of sealed local road requests / Kilometres of sealed local roads] x100	3.18	1.20	3.77	26.47
Condition					
R2	Sealed local roads maintained to condition standards [Number of kilometres of sealed local roads below the renewal intervention level set by Council / Kilometres of sealed local roads] x100	100.82%	89.52%	96.35%	99.31%
Service cost					
R3	Cost of sealed local road reconstruction [Direct cost of sealed local road reconstruction / Square metres of sealed local roads reconstructed]	\$35.08	\$21.57	\$25.40	\$33.80
Service Cost					
R4	Cost of sealed local road resealing [Direct cost of sealed local road resealing / Square metres of sealed local roads resealed]	\$6.04	\$4.10	\$5.11	\$0.54
Satisfaction					
R5	Satisfaction with sealed local roads [Community satisfaction rating out of 100 with how council has performed on the condition of sealed local roads]	38.00	38.00	42.00	0.00
Statutory Planning					
Timeliness					
SP1	Time taken to decide planning applications [The median number of days between receipt of a planning application and a decision on the application]	39.50	17.00	16.00	32.27
Service standard					
SP2	Planning applications decided within required time frames [(Number of regular planning application decisions made within 60 days) + (Number of VicSmart planning application decisions made within 10 days) / Number of planning application decisions made] x100	96.77%	98.18%	88.00%	95.00%
Service cost					
SP3	Cost of statutory planning service [Direct cost of the statutory planning service / Number of planning applications received]	\$1,964.75	\$1,625.03	\$1,731.25	\$3,554.45
Decision making					
SP4	Council planning decisions upheld at VCAT [Number of VCAT decisions that did not set aside council's decision in relation to a planning application / Number of VCAT decisions in relation to planning applications] x100	0.00%	0.00%	0.00%	0.00%
Waste Collection					
Satisfaction					
WC1	Kerbside bin collection requests [Number of kerbside garbage and recycling bin collection requests / Number of kerbside bin collection households] x1000	16.97	18.81	31.72	5.53
Service standard					
WC2	Kerbside collection bins missed [Number of kerbside garbage and recycling collection bins missed / Number of scheduled kerbside garbage and recycling collection bin lifts] x10,000	0.95	0.86	1.24	0.00
Service cost					
WC3	Cost of kerbside garbage bin collection service [Direct cost of the kerbside garbage bin collection service / Number of kerbside garbage collection bins]	\$95.03	\$97.19	\$169.39	\$86.51
Service cost					
WC4	Cost of kerbside recyclables collection service [Direct cost of the kerbside recyclables bin collection service / Number of kerbside recyclables collection bins]	\$114.07	\$129.72	\$163.76	\$58.43
Waste diversion					
WC5	Kerbside collection waste diverted from landfill [Weight of recyclables and green organics collected from kerbside bins / Weight of garbage, recyclables and green organics collected from kerbside bins] x100	23.44%	25.31%	24.78%	26.05%

14.4 Increase of Bank Overdraft Facility - Prepared by Anita McFarlane, Manager Corporate Services

SUMMARY

Council is to consider endorsing Management's actions in establishing an increased Bank Overdraft Facility of \$3.5 million.

RECOMMENDATION

That Council:

Increase the Bank Overdraft Facility to a limit of \$3.5 million with the National Australia Bank and that this Overdraft Facility be reviewed annually.

ATTACHMENTS

Nil

DISCUSSION

Council currently has an existing overdraft facility with the National Australia Bank (NAB) of \$2.5 million. In November, each year, this overdraft limit steps up to \$3.5 million to assist with cashflow. More than 75% of rates are not paid in full until February. Cash flow, in previous years, becomes tight from November through to February.

After discussion with our Business Bank Manager at the National Australia Bank (NAB) several years ago, it was agreed that during the November to April period, a seasonal increase in the overdraft be put in place.

Council has not used this facility in recent years due to funding being received for various reasons like Natural Disaster, droughts etc. There has been no additional cost to Council in putting this seasonal facility in place.

After recent discussions with our NAB Business Bank Manager, it was proposed that the overdraft limit be left at \$3.5 million. This allows Council to access the facility when required without having the Bank process the seasonal facility in November and remove it in April.

Given the uncertainty around cashflow, on both a global and local level, the Officer's Recommendation is to leave the overdraft facility at \$3.5 million.

It should be noted that the purpose of the proposed overdraft facility is to assist with the management of Council's cash flow and any drawings made on the overdraft facility would be of a temporary nature only and repaid within the financial year.

RELEVANT LAW

Local Government Act 2020

Division 4—Financial management

Section 101: Financial Management Principles. Financial risks must be monitored and managed prudently having regard to economic circumstances.

Section 104: Borrowings

A Council cannot borrow money unless the proposed borrowings were included in the budget or a revised budget.

AGENDA	Ordinary Meeting of Council
Issue Date: 24 March 2021	

COUNCIL PLANS AND POLICIES

Council Plan 2018-2021

Strategic Objective 1.1: Good Governance through Leadership. A well-managed and service focused organisation.

Strategic Objective 1.2: Organisational Risk. Plan for and manage Council's strategic and operational risks. Establish sound governance processes throughout the organisation to ensure consistent and accountable decision making.

Strategic Objective 1.4: Sustainable, Long Term Financial Management. Develop and maintain a financial planning, management and reporting system, that protects the long-term interests of the municipality. Implement financial and risk management processes.

RELATED COUNCIL DECISIONS

Ordinary Meeting of Council held Wednesday 24 June 2020:

12.6 Affixing Council Seal to National Australia Bank Document.

OPTIONS

Council may resolve:

1. the Officer's Recommendation;
2. Continue with the seasonal overdraft; or
3. Not endorse the increase to the overdraft facility.

SUSTAINABILITY IMPLICATIONS

Financial Implications

Establishing An increased overdraft facility will ensure that any cash flow issues will be able to be addressed in an efficient manner. There are no additional fees for increasing the overdraft facility.

COMMUNITY ENGAGEMENT

Discussion with the National Australia Bank Business Manager who recommended that Council leave the facility at \$3.5 million, opposed to increasing and decreasing throughout the year.

RISK

Utilising the Risk Management Framework 2019, the following assessment has been made:

Risk Rating	Consequence	Risk Description	Action
Medium	Major	Lack of Robust systems and processes to prevent Fraud	Ensuring that Council approve the increase in the overdraft facility to eliminate the risk of cash flow shortage at critical times during the year.
Likely	Major	Reputation damage if Council is unable to pay staff or suppliers	Increasing the overdraft facility reduces the risk of a cash flow shortage and ensures that Council can meet their payment obligations.

Likely	Major	Council's limited ability to raise funds / source revenue	Management review on strategic plan Councillor review on plan More community consultation Develop and adopt a long-term financial plan, community plans & Asset plans
--------	-------	---	---

REGIONAL, STATE AND NATIONAL PLANS AND POLICIES

Not Applicable

CONFLICTS OF INTEREST

All officers involved in the preparation of this report have declared that they do not have a conflict of interest in the subject matter of this report.

15 REPORTS FOR DECISION – DIRECTORATE ASSETS AND OPERATIONS

Operations Responsibilities	Assets Responsibilities	Development Services Responsibilities
<ul style="list-style-type: none"> Town Maintenance Capital Works & Maintenance Programs- Roads, footpaths, kerb & Channel, Bridges & Culverts Parks & Gardens Gravel Pits Plant & Equipment 	<ul style="list-style-type: none"> Aerodromes Technical Services Asset Engineer Asset Inspectors Waste Services GIS Caravan Parks 	<ul style="list-style-type: none"> Planning Building Projects Sustainability

15.1 Capital Works Program 2020/2021 (March)

Prepared by Joel Turner, Manager Operations

RECOMMENDATION:

That the Capital Works Report as of March 2021 be received.

[Attachment: Capital Works Program 2020/2021 March](#)

CWP 2020/21 March Report - Prepared by Joel Turner

Work Type	Job No.	Road Name	Length	Start to End	Reference Point	Construction date & Comments	Cost
Southern Gravel Resheets	1	Ratray Rd	900	00-900	00 at Stawell W'beal Rd	Dec (Complete)	\$27,000.00
	2	Ailsa Wheat Rd	110	9750-9860	00 at Dimboola Minyip Rd	Dec/Jan (complete)	\$3,300.00
		Mellis Rd	5720	1000-6720	00 at Stawell W'beal Rd	Mar/Apr	\$171,600.00
	3	Mellis Rd	3060	13670-16730	00 at Stawell W'beal Rd	May	\$91,800.00
	4	Daveys rd	2600	3800-6400	00 at Donald Murtoa Road	Nov/Dec (complete)	\$78,000.00
		Longerenong Warracknabeal Rd	1700	13610-17000	00 at Wimmera Highway (between Horsham Minyip Rd - Daveys Rd)	Mar/Apr	\$51,000.00
	5	Wards Road	1770	00-1770	00 at Blue Ribbon Road - Fitzgerald Road	Oct/Nov (complete)	\$53,100.00
	6	Carron Rd	2630	8850-11480	00 Rupanyup Road	Jan/Feb (complete)	\$78,900.00
	7	Drillers Rd	970	00-970	00 at Yarriambiack Creek - Longerenong W'beal Road	Oct/Nov (complete)	\$29,100.00
	8	Nitschke Rd	1000	2630-3630	00 at Mellis Road	Jan/Feb (complete)	\$30,000.00
	9	Moloneys Rd	1040	17780-18820	00 at Borung Highway	Jan/Feb (complete)	\$31,200.00
	10	Wynne Rd	1200	1400-2620	00 at Schaches Road - Banyena Pimpinio Road	Oct/Nov (complete)	\$36,000.00
	11	Albrechts Rd	1280	00-1280	00 at Dimboola Minyip Rd	Mar/Apr	\$38,400.00
		Kewell School Rd	1880	5820-7700	00 at Donald Murtoa Road	Mar/Apr	\$56,400.00
	12	Florence rd	3180	00-3180	00 at Stawell Warracknabeal rd	Mar/Apr	\$95,400.00
	13	Lawler rd	1500	800-2300	00 at end of seal Boolite Sheep Hills rd – Lawler Carron rd	Mar/Apr (50% complete)	\$43,600.00
	14	Hewitts Rd	1850	00-1850	00 at W'beal Birchip Road	Mar/Apr (complete)	\$55,500.00
	15	Walders Road	1950	00-1950	00 at Watchem Warracknabeal Road -	Mar/Apr	\$58,500.00

Northern Gravel Resheets	1	Erhardt's Rd	530	0-530	00 at Birchip Rainbow Rd	Jan/Feb (complete)	\$15,900.00
	2	Guleys Road	3490	00-3490	00 at Golf Hill Rd	Nov/Dec (complete)	\$104,700.00
	3	Kinkora Rd	1290	6030-7320	00 at Windy Ridge Rd	Aug/Sep (complete)	\$38,700.00
	4	Lascelles North Rd	1250	13280-14530	00 at Sea Lake Lascelles Rd	Mar/Apr	\$37,500.00
	5	Lascelles St (Rosebery)	180	300-480	00 at Oehm Street	July (complete)	\$5,400.00
	6	Maidavale Rd	480	0-480	00 at Henty Hwy	Aug/Sep (complete)	\$14,400.00
	7	Martins Road	1034	8936-9970	00 at Bangerang Rd	Mar/Apr (started, material carted)	\$31,020.00
	8	McFarlanes Rd	1490	3700-5190	00 at Henty Hwy	Apr/May (started, material carted)	\$44,700.00
	9	Roberts Rd 2	2000	1500-3500	00 at Sunraysia Hwy	Oct/Nov (complete)	\$60,000.00
	10	Rosebery East Rd	1455	11345-12800	00 at Henty Hwy	Mar/Apr	\$43,650.00
	11	Two Mile Rd	1020	4800-5820	00 at Henty Hwy	Jan/Feb (complete)	\$30,600.00
	12	Wardles Road East	1350	0-1350	00 at Sheep Hills Bangerang	Mar/Apr	\$40,500.00
	13	Frankel Rd	1340	0-1340	00 at Old Walpeup Rd	Mar/Apr	\$40,200.00
	14	Golf Hill Rd	390	7180-7570	00 at Henty Hwy	July (complete)	\$11,700.00
	15	Golf Hill Rd	1730	9320-11050	00 at Henty Hwy	July (complete)	\$51,900.00
	16	Lascelles East Rd	1000	9600-10600	00 at Sea Lake Lascelles Rd	Mar/Apr	\$30,000.00
	17	King Rd	2780	1240-4020	00 Geodetic Road	Mar/Apr	\$83,400.00
	18	Hancock Rd	200	00-200	00 at Geodetic Road	Oct/Nov (complete)	\$6,000.00
	19	Smiths Rd	2000	0-2000	00 at Elliot Rd	Jan/Feb (complete)	\$60,000.00
	20	McPhersons Rd	2030	10340-12370	00 at Henty Hwy	Jan/Feb (complete)	\$60,900.00
			58699			TOTAL	\$1,760,970.00

Hotmix	1	Golf Links Rd	50	Entrance from Henty hwy, hot mix up to railway line	Road ripped to pieces hot mix overlay will correct damage permanently	Mar/Apr	\$14,700.00
	2	Hopetoun West, Hopetoun Yaapeet Intersection	50		Road intersection awkward to rehabilitate using council plant. Conditions requires rehabilitation hot mix will rectify. Contains many underground services.	Mar/Apr	\$14,700.00
	3	Hopetoun Yaapeet-Yaapeet Kenmare Intersection	50		Road intersection awkward to rehabilitate using council plant. Conditions requires rehabilitation hot mix will rectify.	Mar/Apr	\$14,700.00
	5	Warracknabeal Sheephills/Sheep hills Bangerang Intersection	80		Road intersection awkward to rehabilitate using council plant. Condition requires rehabilitation, hot mix will rectify.	Mar/Apr	\$16,800.00
	6	R Learmonth Rd	360	2 Wimpak drives 30X6.4 each.	Road ripped to pieces hot mix overlay will correct damage permanently	Mar/Apr	\$15,120.00

	7	Glenorchy Rd-Warranook Rd Intersection	50			Mar/Apr	\$16,800.00
	8	Simson Street	40	either side, centre of each driveway	Road awkward to rehabilitate using council plant. Condition requires rehabilitation, hot mix will rectify.	Mar/Apr	\$6,720.00
			680	0	0		\$99,540.00
Shoulder Resheet	1	Minyip Dimboola Rd	1440	12770-14210	00 at Stawell W'beal Road	Aug/Sep (complete)	\$57,600.00
	2	Minyip Banyena Road	2215	00-2215	00 at Stawell W'beal Road	Oct/Nov (complete)	\$88,600.00
	3	Boolite Sheep Hills Road	1463	11267-12730	00 at Sheep Hills Minyip	Aug/Sep (complete)	\$58,520.00
	5	Blue Ribbon Road	2800	5450-8250	00 at Borung Highway	Aug/Sep (complete)	\$112,000.00
	6	Banyena Pimpinio Road	800	27400-28200	East of Railway Line, 00 at Banyena Silo Rd	Sep/Oct (complete)	\$32,000.00
	7	Sea Lake Lascelles Road	1140 3040	10124-11264 15100-18300	East of Gama-Sea-Lake Rd	Jan/Feb (3km section complete)	\$121,600.00
	8	Centre Hill Road	1500	4840-6440	North from current resheet 00 at Hopetoun Sea Lake	Mar/Apr	\$60,000.00
	9	Ailsa Road	2010	9130-11140	00 at Borung Highway	July (complete)	\$80,400.00
	10	Aubrey Road	1690	1530-3220	00 at Jeparit Warracknabeal Road	Aug (complete)	\$67,600.00
	11	Aubrey Road	2515	11650-14165	00 at Jeparit Warracknabeal Road	Aug/Sep (complete)	\$100,600.00
	12	Blue Ribbon Road	1620	0-1620	00 at Borung Highway	July (complete)	\$64,800.00

	13	Blue Ribbon Road	2410	5450-7860	00 at Borung Highway	Aug/Sep (complete)	\$96,400.00
	14	Gama Sea Lake Road	1425	3690-5115	00 at Sunraysia Highway	Jan/Feb (complete)	\$57,000.00
	15	Minyip Banyena Road	1080	2215-3295	00 at Stawell W'beal Road	July (complete)	\$43,200.00
	16	Minyip Rich Avon Road	994	14286-15280	00 at Stawell W'beal Road	July (complete)	\$39,760.00
			27002				\$1,080,080.00
Rural Rehab	1	Minyip Banyena Rd	2000	4800-new segment (last rehab towards Minyip)	Widening seal, road meets AADT requirements for a 6.6m seal and road condition requires rehabilitation.	Apr/May	\$396,000.00
	2	Rosebery Rainbow Rd	740	7650-8390	Road condition requires rehabilitation. 4m seal 8m pavement.	Jan/Feb (complete)	\$88,800.00
	3	Gama Sea Lake Rd	1680	8520-10200	Road condition requires rehabilitation. 4m seal 8m pavement.	Mar/Apr	\$201,600.00
	4	Banyena Pimpinio Rd	869	24380-25249	Widening seal, road meets AADT requirements for a 6.6m seal and road condition requires rehabilitation.	Oct/Nov (complete)	\$172,062.00
	5	Sea Lake Lascelles Rd	1000	12264-13264	Widening seal, road meets AADT requirements for a 6.6m seal and road condition requires rehabilitation.	Mar/Apr (25% complete)	\$200,000.00

	6	Glenorchy Rd	1810	3520-5330	Widening seal, road meets AADT requirements for a 6.6m seal and road condition requires rehabilitation.	Mar/Apr	\$358,380.00
	7	Hopetoun Yaapeet Rd	2000	16385-18385	Widening seal, road meets AADT requirements for a 6.6m seal and road condition requires rehabilitation.	Jan/Feb (80% complete)	\$396,000.00
	8	Warranooke rd	850	3900-4750	Road condition requires rehabilitation. 4m seal 8m pavement.	Mar/Apr (50% complete)	\$200,000.00
							\$2,008,842
Urban Rehab	1	Morris Street	200	Mills St - Church St		Aug/Sep (complete)	\$55,440.00
	2	Mill Street	700	Change (end of seal) - Stawell W'beal Rd		Oct/Nov (complete)	\$194,040.00
	3	Cemetery Rd	100		Car park in front of cemetery North side (in between two cemetery entrance)	Mar/Apr	\$22,500.00
	4	R Learmonth Rd	270		Stabilised from Wimpak through to South street along East side.	Mar/Apr	\$80,190.00
			1270				\$352,170.00

Footpath	1	Dogshun st from Lascelles st to school and up to school, crossing landing on school side	200		Footpth leading to school and hospital made from old asphalt with large cracks needs replacing. Footpath hierarchy needs checking to ensure path is a high category.	Aug/Sep (complete)	\$42,600.00
	2	Munro St, Murtoa Hamilton street to school	350		Footpath leading to both schools, made of of asphalt large cracks and dangerous needs replacing. Footpath hierarchy needs checking to ensure path is a high category.	Oct/Nov (complete)	\$74,550.00
			550				\$117,150.00
Bridge	1	Minyip Banyena Rd Box Culverts	3.6m x 9m	5.5km from Stawell W'beal Road	00 at Stawell W'beal Road	Widening bridge to meet Australian Standards as it has deteriorated and requires urgent repair. Speed has been reduced.	\$50,000.00
							\$50,000.00
Reseal	1	Nandaly Tempy Rd	1610	0-1610	00 at Sunraysia Hwy	Nov/Dec (complete)	\$43,470.00
	2	Glenorchy Rd	579	5330-5909	00 at Wimmera Hwy	Nov/Dec (complete)	\$32,134.50
	3	Banyena Pimpinio Rd	1358	26834-28192	00 at Banyena Silo Road	Jan (complete)	\$101,850.00
	4	Dyer St	234	443-677	McIntosh Ave-Sweetman St	Mar/Apr	\$15,795.00
	5	Dyer St	304	1250-1554	Change - Wimmera Hwy	Mar/Apr	\$15,504.00
	6	Boolite-Sheephills Rd	2380	3310-5690	00 at Sheep Hills Minyip	Jan (complete)	\$66,045.00
	7	Duncan St	344	424-768	Breen Street-Comyn Street	Jan (complete)	\$21,328.00
	8	Friend St	200	00-200	Lake Street - Lloyd Street	Jan (complete)	\$12,750.00
	9	Webb St	193	35-228	Munro Street - Change	Jan (complete)	\$14,909.25
	10	Taylor St	107	406-513	Walter Street - North end	Mar/Apr	\$8,025.00
	11	Thomas St	524	00-524	Gardiner St - Franklin St	Nov/Dec (complete)	\$21,615.00

	12	Devereux St	242	357-599	Lyle to Woolcock	Mar/Apr	\$39,204.00
	13	Milbourne St	132	129-261	Jamouneau St - Scott St	Nov/Dec (complete)	\$5,445.00
	14	Gardiner St	231	00- 231	Anderson St- Scott St	Dec (complete)	\$19,057.50
	15	Minyip Rich Avon Rd	285	15610-15895	00 at Stawell Warracknabeal	Nov/Dec (complete)	\$7,908.75
	16	Turriff West Rd	520	00-520	00 at Sunraysia Highway	Nov/Dec (complete)	\$21,450.00
	17	Horsham Lubeck Rd	1410	12330-13740	00 at Stawell W'beal Rd	Nov/Dec (complete)	\$69,795.00
	18	Rupanyup Road	1800	Hepworth Road and Kent Road	00 at Donald Murtoa Rd	Nov/Dec (complete)	\$83,700.00
	20	Soldiers Ave	160	495-655	Change - Comyn Street	Jan (complete)	\$12,000.00
	21	Walter Str	81	200-281	Cromie St - Stewart St	Jan (complete)	\$3,341.25
	22	Gibson Str	938	00-938	Start to End	Jan (complete)	\$61,556.25
	23	Wood St	141	243-384	Dyer St - Cromie St	Jan (complete)	\$5,816.25
	24	Simpson Ave	212	0-212	Dyer St - Ron Lingham Drive	Mar/Apr	\$12,402.00
	25	Molyneaux St	288	00-288	Gardiner St - Arnold St	Nov/Dec (complete)	\$11,880.00
	26	McLean St	178	00-178	Start (Creek Side) - Hudgson St	Mar/Apr	\$9,211.50
	27	South St	125	00-125		Mar/Apr	\$6,375.00
	28	Boree St	187	0-187	Wychunga st - Quandong St	Nov/Dec (complete)	\$7,713.75
	29	Toole St	161	382-543	Austin St - Murdoch St	Mar/Apr	\$12,316.50
			14924				\$742,598.50
Kerbing	1	Petering Street	215	00-215	Mill St to Church St	Apr/May	\$32,250.00
	2	Jamouneau Street	240	Woolcock St to Phillips St	Right side from Woolcock St towards Phillips St	Apr/May	\$66,000.00
	3	Devereux Street	204			Apr/May	\$100,000.00
	4	Bowman Street	25			Apr/May	\$12,000.00
			684				\$210,250.00
Stabilisation	1	Carroll Street	202	370-572		Apr/May	\$22,725.00
	2	Ashens Jackson rd	300			Apr/May	\$74,250.00
			502				\$96,975.00

15.2 Permits issued by Assets and Operations Department

RECOMMENDATION:

That Council note the permits issued by Council between 1 February 2021 and 28 February 2021.

Reference No	Description	Address	Date of Issue
Building Permits			
BP06-21		Warracknabeal	11/02/2021
Planning Permits			
TP62-20		Rupanyup	18/2/2021
TP06-21		Warracknabeal	04/02/2021
TP07-21		Warracknabeal	26/02/2021
TP05-21		Yaapeet	26/02/2021
TP02-21		Warracknabeal	24/02/2021
TP03-21		Brim	18/02/2021
Road Reserve Works & Asset Protection Permits			
2021-01		Sheep Hills	12/02/2021
2021-02		Minyip	24/02/2021

16 REPORTS FOR DECISION – DIRECTORATE COMMUNITY DEVELOPMENT AND WELLBEING

Community Health Responsibilities	Community and Economic Development Responsibilities
<ul style="list-style-type: none"> Local Laws (including infringement and animal management) Sale Yards Environmental Health Sports and Recreation Positive Ageing (Commonwealth Home Support Program, Brokered & Packaged care) Leisure Centre Kindergartens Playgroup Maternal Child Health (including enhanced services) Immunisation Program 	<ul style="list-style-type: none"> Libraries Economic Development Community Development Tourism Housing Youth Stakeholder Engagement

16.1 Permits issued by Community Development and Wellbeing Department – February 2020

RECOMMENDATION

That Council note the permits issued by Council between 1 February 2021 and 28 February 2021.

Reference No		Description	Date of Issue
Local Laws Permits			
02-21		Keep more than the allowed number of animals	04/02/2021
03-21		Keep a maximum of 12 unregistered cars	4/02/2021
04-21		Keep more than the allowed number of animals	23/02/2021
05-21		Keep more than the allowed number of animals	24/02/2021
Firewood collection Permits			
	Local Roads	Roadside Firewood Collection	02/03/2021
	Local Roads	Roadside Firewood Collection	10/03/2021
	Local Roads	Roadside Firewood Collection	11/03/2021
Septic Tank Permits			

16.2 Draft Community Engagement Policy – Prepared by Gavin Blinman, Director community Development & Wellbeing

SUMMARY

With the introduction of the Local Government Act 2020, Community Engagement is required before Council develops its Council Plan, Long Term Financial Plan and Asset Management plan. As part of this Council is required to develop a Community Engagement Policy.

Relevant sections are Section 55 and 56.

RECOMMENDATION

That Council:

Adopt the Yarriambiack Shire Council Community Engagement policy 2021 and use it to assist with all future community engagement prior to development of plans and policies.

ATTACHMENTS

[Attachment: Community Engagement Policy](#)

DISCUSSION

The *Local Government Act 2020* is specific in its requirement for all Councils to adopt and use a Community Engagement Policy.

The Act says that a Council must adopt and maintain a Community Engagement Policy.

The policy must, amongst other things, be developed in consultation with the community and give effect to the community engagement principles listed in the Act.

Section 56 of the Act lists the principles:

- A community engagement process must have a clearly defined objective and scope;
- participants in community engagement must have access to objective, relevant and timely information to inform their participation;
- participants in community engagement must be representative of the persons and groups affected by the matter that is the subject of the community engagement;
- participants in community engagement are entitled to reasonable support to enable meaningful and informed engagement;
- participants in community engagement are informed of the ways in which the community engagement process will influence Council decision making.

RELEVANT LAW

Local Government Act 2020

COUNCIL PLANS AND POLICIES

Governance Rules 2020,

Public Transparency policy 2020

RELATED COUNCIL DECISIONS

Nil

AGENDA	Ordinary Meeting of Council
Issue Date: 24 March 2021	

OPTIONS

The Community Engagement Policy will encourage the community to be aware of and be involved in Council decisions and plans and to provide input to Council so that decisions can be based on community need.

SUSTAINABILITY IMPLICATIONS

Discuss whether the subject matter of the report raises any sustainability implications.

- Economic - nil
- Social – Encourages good dialogue with Council and the community into the future.
- Environmental - nil
- Climate change - nil
- Financial - nil

COMMUNITY ENGAGEMENT

The plan sets out clearly how and when Council will meet and do community engagement and how it will feedback on outcomes.

RISK

Utilising the Risk Management Framework 2019, the following assessment has been made:

<i>Risk Rating</i>	<i>Consequence</i>	<i>Risk Description</i>	<i>Action</i>
low	low	No consultation on key Council plans and policies	Improved consultation and communication between Council and community

REGIONAL, STATE AND NATIONAL PLANS AND POLICIES

Local Government Act 2020

CONFLICTS OF INTEREST

All officers involved in the preparation of this report have declared that they do not have a conflict of interest in the subject matter of this report.

COMMUNITY ENGAGEMENT POLICY

Our objective is to actively engage with our community in a genuine, responsive and simple way to ensure the decisions made by Council are well informed.



This policy will apply to all activities of Council that involve the public in problem-solving or decision making and use public input to make decisions. The Yarriambiack Shire Council 'community' refers to all individuals or groups associated with the Yarriambiack Shire Local Government Area (LGA), including, but not limited to, residents, ratepayers, businesses, and business associations, community groups and organisations, emergency services, schools, and educational institutions and churches.

This policy applies to Councillors, Council employees, and external consultants engaged by Council. As a broad principle Council recognises the role of Township Progress Associations in engaging the communities with Council.

When will we engage with our community?

Simple, when the subject affects you or your community group.



We will engage on community planning, visions, council plans and community action plans



We will consult on financial planning, budget, long term financial plans and rating and revenue strategies



We will consult on asset management, service levels and place-based planning.



We will consult on Council policies that impact our community

Engagement Outcomes

Stakeholders directly engaged in any consultation will be notified directly by email, mail or in person. Results of all community engagement will be placed on Yarriambiack Shire Council website.

What is deliberative community engagement?

Often Council engages passively, that is we ask the community to tell us if they are satisfied with the decisions we are making on their behalf that affect them. Deliberative community engagement differs by putting the processing and exchange of information at the heart of the decision making using small, specifically representative groups who consider the issue at depth.

Deliberative community engagement processes draw on group knowledge and intelligence resulting in better decisions that are supported and accepted by the wider public and increase shared accountability and idea ownership.

Why is community engagement important?

Effective community engagement with meaningful public participation is an essential foundation of a strong community and promotes active citizenry and a healthy democracy.

Community engagement enables Council to have a closer relationship with its community through an active exchange of information and ideas; promoting shared understanding, innovation and decisions that best represent the interests of our broader community.

COMMUNITY ENGAGEMENT POLICY

We recognise the value our community brings to understanding problems and risks to develop solutions that are more likely to be effective. In addition to the real life experience that community stakeholders can contribute to decision-making, the credibility of a decision is enhanced when it is the product of an open and deliberative process. Conversely, inadequate community engagement can alienate sections of the community, undermine trust and is more likely to result in poorly informed decisions.

On projects or issues of community interest or when an outcome has the potential to have a considerable impact on the community or a stakeholder group.

Who will we engage with?

People who are affected by the issue with valuable and diverse information and experience to inform better decision making.





To achieve effective engagement, it is important to ensure methods are in place to connect with and engage a broad cross-section of our community. Consideration will also be given to providing opportunity for engagement with those who are hard to reach, such as marginalised groups, the disadvantaged and geographically isolated pockets of our community.

How will we engage with our community?





We will be;

- Transparent with information to allow for informed engagement.
- Timely with information and ways to engage to ensure our community can participate.
- Remove barriers to people being able to engage with Council such as disability or distance.
- Upfront about how much opportunity there is to influence a decision.
- Let our community know how their input has influenced our decision.

Methods:

-  Mail
-  Website
-  Social Media
-  Newspapers
-  Radio
-  Phone
-  Email
-  Meetings
- Workshops
- Surveys
- Pop Ups
- Door Knock
- Consultations
- Posters

Key priorities to drive better community engagement

-  Digital Transformation: improved website and live streaming of council meetings
-  Customer experience: accessibility to information and technology support
-  Community stories: using plain English and valuing diverse local knowledge
-  Annual Review

Measures of success:

-  Performance Framework
-  Customer Service Charter
-  Customer Requests, Feedback and Complaints
-  Customer Satisfaction Survey

17 OTHER BUSINESS**17.1 Questions from Councillors****18 CLOSED SESSION – Reports for Decision****18.1 Warracknabeal Kindergarten Extension Tender****18.2 Audit and Risk Committee Independent Members****19 Next Meeting****CLOSE**

_____ Mayor